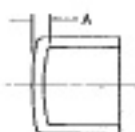


## PVC Schedule 40 Pressure Fittings

### CAPS

#### 4617

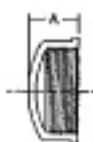


#### Cap (Slip)

| UNIV. FIG. NO. | NOM. SIZE | APPROX. NET WT./LBS. | DIM. A INCHES |
|----------------|-----------|----------------------|---------------|
| 447-005        | 1/2       | .022                 | 7/32          |
| 447-007        | 3/4       | .034                 | 7/32          |
| 447-010        | 1         | .055                 | 1/4           |
| 447-012        | 1 1/4     | .085                 | 1/4           |
| 447-015        | 1 1/2     | .115                 | 1/4           |
| 447-020        | 2         | .199                 | 9/32          |
| 447-025        | 2 1/2     | .405                 | 11/32         |
| 447-030        | 3         | .459                 | 15/16         |
| 447-040        | 4         | .789                 | 1 7/8         |
| 447-050        | 5         | 2.000                | 15/16         |
| 447-080        | 8         | 3.755                | 2             |
| 447-080        | 8         | 4.096                | 7/16          |

Consult Customer Service to determine if caps are flat or domed.

#### 4617-3



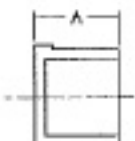
#### Cap (FIPT)

| UNIV. FIG. NO. | NOM. SIZE | APPROX. NET WT./LBS. | DIM. A INCHES |
|----------------|-----------|----------------------|---------------|
| 448-005        | 1/2       | .025                 | 27/32         |
| 448-007        | 3/4       | .030                 | 7/8           |
| 448-010        | 1         | .055                 | 1 1/32        |
| 448-012        | 1 1/4     | .161                 | 1 1/32        |
| 448-015        | 1 1/2     | .094                 | 1 3/4         |
| 448-020        | 2         | .132                 | 1 3/8         |
| 448-025        | 2 1/2     | .455                 | 2 3/16        |
| 448-030        | 3         | .665                 | 2 5/16        |
| 448-040        | 4         | .755                 | 3 1/4         |

Consult Customer Service to determine if caps are flat or domed.

### PLUGS

#### 4616



#### Plug (Spg)

| UNIV. FIG. NO. | NOM. SIZE | APPROX. NET WT./LBS. | DIM. A INCHES |
|----------------|-----------|----------------------|---------------|
| 449-005        | 1/2       | .028                 | 1 1/32        |
| 449-007        | 3/4       | .040                 | 1 1/8         |
| 449-010        | 1         | .070                 | 1 11/32       |
| 449-012        | 1 1/4     | .116                 | 1 21/32       |
| 449-015        | 1 1/2     | .167                 | 1 25/32       |
| 449-020        | 2         | .235                 | 1 27/32       |
| 449-025        | 2 1/2     | .310                 | 2 1/32        |
| 449-030        | 3         | .450                 | 2 1/8         |
| 449-040        | 4         | .680                 | 2 5/8         |

Do not use or test the products in this catalog with compressed air or other gasses.