



# HVAC&R SERVICE TOOLS

EDITION 57





## FROM THE DESK OF TOM RITCHIE

Sixty years ago, my father, Jack, set a goal for Ritchie Engineering: to become the standard by which all other charging hoses are measured. In the last six decades, the YELLOW JACKET® brand has not only become the standard in hoses, tools, gauges, manifolds, vacuum pumps and recovery units, it's become legendary.

How have we done it? Through an unwavering commitment to excellence. It's the single most important attribute in the longevity of a company. While other companies sold out, sent work overseas or lessened quality, the relentless commitment of our people has led to 60 years of best-in-class products, first-class customer service and innovations that make the contractors' jobs easier, worldwide.

Thank you for standing side-by-side with us on the job and in the shop. Join us for the next 60 years as we commit to changing the standard once again.

Tom Ritchie





**Refrigerant Recovery Systems**

Pages 4-8

Refrigerant recovery machines..... 4-6

Recovery machine comparison chart.....7

Refrigerant recovery cylinders.....8

Sight glass.....8

The Trap Separator.....8

Refrigerant recovery machine parts.....8



**SUPEREVAC™ Vacuum Pump Systems**

Pages 10-16

SUPEREVAC™ pumps ..... 10-12

Belt drive pumps .....12

SUPEREVAC™ replacement parts.....13


Vacuum pump oil.....13

Heat gun .....13

Vacuum pump adapters and filters .....13

SUPEREVAC™ evacuation systems and manifolds.....14

Vacuum gauges..... 15-16



**Vacuum and Charging Hoses**

Pages 18-28

1/4" PLUS II™ charging hoses..... 18-21

9" Adapter hoses.....21

3/8" PLUS II™ charging hose .....22

PLUS II™ heavy duty charging hoses ..... 22-24

1/4" Original charging hoses.....24

Hose comparison chart .....25

Ammonia hoses.....26

High temperature control hoses.....27

Stainless steel assemblies .....28



**Hose Adapters, Valves and Parts**

Pages 30-34

Ball valves and valve tool .....30

Valves and vacuum pump adapters .....31, 33

Quick couplers ..... 32-33

Hose maintenance parts.....33

Automotive fittings and adapters .....34

Refrigerant cylinder wrap-around heater .....34



**Charging Systems**

Pages 36-46

TITAN™ manifolds °F and °C..... 36-38

Protective gauge boots.....38

TITAN™ manifold replacement parts .....39

BRUTE II™ manifolds °F and °C .....40

BRUTE II™ manifold replacement parts .....41

Series 41 manifolds °F and °C ..... 42-43

Series 41 manifold replacement parts.....44

Ammonia manifold.....44

Manifold repair parts .....45

Single gauge manifolds and test gauges.....45

Manifold selection chart.....46



**Specialized and General Use Gauges**

Pages 48-54

Solar/Light-powered digital gauges..... 48-49

4" Manifold gauges °F and °C .....50

3-1/8" Manifold gauges °F and °C .....50

3-1/2" Liquid-filled manifold gauges °F and °C.....51

2-1/2" Manifold gauges °F and °C .....51

Brass manifold gauges .....52

Class B gauges .....52

Continued

RECOVERY MACHINES  
 SUPERVAC SYSTEMS  
 VACUUM AND CHARGING HOSES  
 HOSE ADAPTERS, VALVES AND PARTS  
 CHARGING SYSTEMS  
 GAUGES  
 ELECTRONIC INSTRUMENTS  
 HEATING INSTRUMENTS  
 LEAK MONITORS AND DETECTORS  
 SYSTEM TOOLS



### Specialized and General Use Gauges

Pages 48-54

Contractor gauges.....	53
Diaphragm gauges.....	53
Vacuum gauges.....	53
Protective gauge boots.....	53
Ammonia gauges.....	54
Refrigerant and gauge matching chart.....	54



### Electronic Instruments

Pages 56-65

Digital electronic charging scales.....	56-57
Digital vacuum gauges.....	58-59
Refrigerant analyzer.....	60
Thermometers.....	60-64
Digital refrigerant pressure and temperature chart.....	64
Tachometer.....	64
Sound level meter.....	64
Superheat calculation kit.....	64
Anemometers.....	65



### Heating Instruments

Pages 66-68

Gas pressure test kit.....	66
Gas test gauges.....	66
Psychrometers.....	67
Manometers.....	67
Fuel oil test kit.....	68
Test lead sets.....	68
Oil pump vibration eliminator.....	68



### Leak Monitors and Leak Detectors

Pages 69-78

AccuProbe™ and AccuProbe™ II leak detectors.....	70-71
Fluorescent leak detection kits.....	72
System injectors.....	73
Scanner and dye solutions.....	74-75
Cleaners.....	75
Combustible gas detector.....	75
Refrigerant and ammonia leak monitoring systems.....	76-78
Hydrocarbon gas monitor.....	78



### System Tools

Pages 80-96

Flaring tools.....	80-83
Swaging and expanding tools.....	83-84
Benders.....	84-85
Reaming and deburring tools.....	86
Cutters.....	86-87
Cutter parts and kits.....	88
Service wrenches.....	89
Specialty wrenches.....	90
Hex keys and hex key wrenches.....	91
Retaining ring pliers.....	91
Refrigerant recovery pliers.....	92
Fan blade puller.....	92
Refractometer.....	92
Pinch-off tools.....	92
Oil pumps and injectors.....	93
Fin combs and straighteners.....	94
Inspection mirrors.....	94
Safety goggles.....	94
Work gloves.....	94

Product number index.....	95-96
Warranty information.....	97



# REFRIGERANT RECOVERY SYSTEMS







YELLOW JACKET®

## RecoverXLT Refrigerant Recovery Machine

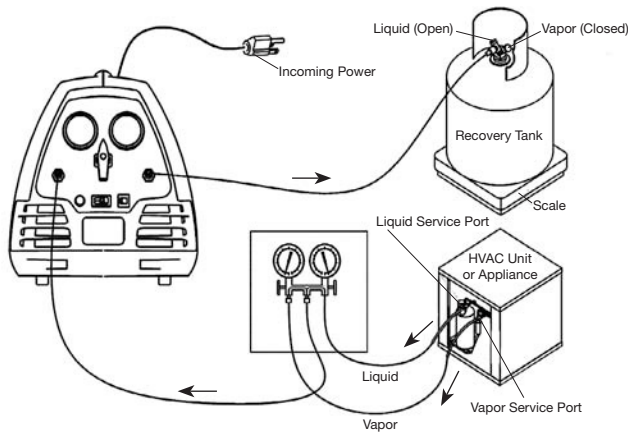
Fully automatic operation for fast recovery of Class III, IV and V refrigerants including R-410A, backed by the best warranty in the industry

The CPR (Constant Pressure Regulator) valve automatically reduces the pressure of the refrigerant being recovered – regardless of which refrigerant – without slugging the compressor.

Turn the single control valve to “liquid” or “vapor” settings, and the machine will complete recovery while you work on other aspects of the job.

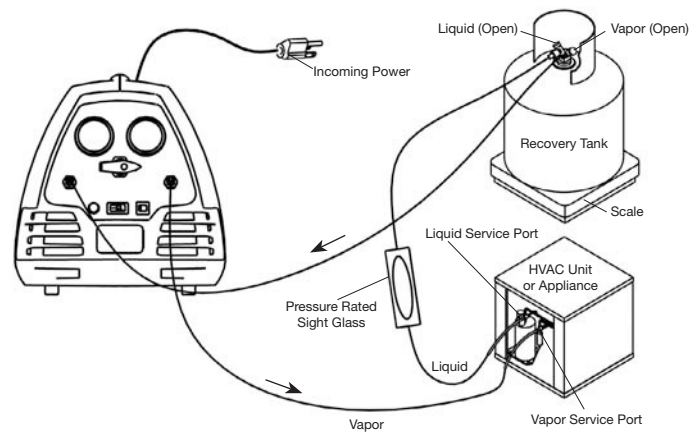






**Liquid and Vapor Recovery Set Up**

- Liquid recovery is the fastest method, but not all equipment can handle the process
- Vapor recovery is slower than liquid recovery, but is the most commonly used recovery method
- Liquid and vapor recovery are performed the same way, but liquid recovery requires a connection to the high side of the system



**Push/Pull Recovery Set Up**

- Quickly removes liquid refrigerant, but requires hose connection change to recover vapor refrigerant
- Works best when recovering more than 10 pounds of refrigerant
- Make sure system will allow a solid column of liquid to form, does not have a heat pump or reversing valve and does not have an accumulator

- Single valve control for easy changeover from liquid to vapor to purge (patent pending)
- Constant Pressure Regulator (CPR) valve regulates refrigerant to the compressor. Eliminates the need for technician to throttle the suction valve
- Advanced 1/2 hp, 3425 rpm oil-less compressor with precision valves manufactured in an ISO-9001 facility
- Recovers refrigerant and shuts off when unit reaches 13" of vacuum. Unit will automatically restart if system pressure rises
- Indicator signals "recovery complete"
- Quiet running with components nested to reduce vibration and noise. Oil-less compressor is inherently quiet
- Controls and gauges inset for protection and angled for easy access and viewing

- Senses back pressure from tank and shuts off automatically at 517 psi for safety
- Reusable mesh particulate filter inserts into suction port for protection. Simple cleaning eliminates replacement due to clogging
- "On-the-fly" purge with simple turn of a knob to remove residual refrigerant and help prevent cross-contamination
- High efficiency fan keeps air moving across condenser for cool running even in hot weather
- High strength HDPE case for lightweight and rugged use. Rounded corners help protect from nicks and scrapes
- Single high pressure safety switch
- Includes three-year compressor warranty
- Made in the USA
- Tested by UL to ARI 740-98



95760



Convenient cord storage

**RecoverXLT REFRIGERANT RECOVERY MACHINE**

UPC#	Description
95760	RecoverXLT 115V/60 Hz
95762	RecoverXLT with tank overfill switch 115/60 Hz
95763	RecoverXLT 230V/50 Hz (Euro and UK plug)
95765	RecoverXLT 110V/50 Hz (UK plug)
95768	RecoverXLT 230V/50 Hz (AU and NZ plug)




95700

*The RecoverX builds on the performance and success of the original YELLOW JACKET RecoverX Recovery Machine*

## RecoverX REFRIGERANT RECOVERY MACHINE

Cost-effective for smaller systems and push/pull applications.

- Maximum air flow and cool running even in high ambient temperatures. High efficiency fan keeps air moving across condenser
- High strength HDPE case for lightweight and rugged use. Rounded corners help protect you and your customers from nicks and scrapes
- Whisper-quiet 1/6 hp oil-filled reciprocating hermetic compressor charged with polyol ester oil. Oil drain port for easy maintenance
- Controls and gauges inset for protection and angled for easy access and viewing
- High pressure switch with automatic reset and external circuit breaker
- Made in the USA 
- Tested by UL to ARI 740-95

UPC#	Description
95700	RecoverX 115V/60 Hz




95100

*The R 100 Series is great for large recovery jobs*

## R 100 SERIES REFRIGERANT RECOVERY MACHINE

This is the high speed system for large quantity refrigerant transfer, junkyard transfer, supermarket rack systems and other large commercial jobs.

- Fast twin cylinder 1 hp oil-less compressor recovers direct liquid at up to 5 lbs/min., or 0.6 lbs/min. vapor per ARI 740-95
- High capacity 6" muffin fan and oversized 3/8" slit fin condenser with 3-pass path for cool running in high ambient temperatures
- Tank overfill sensor
- Built-in reusable mesh particulate filter to protect from dirty systems
- "On-the-fly" purge with simple turn of a knob to remove residual refrigerant and help prevent cross contamination
- Made in the USA 

UPC#	Description
95100	R 100 115V/60 Hz
95101	R 100 230V/50 Hz (Euro plug)

## FREQUENTLY ASKED QUESTIONS

### 1. How long has YELLOW JACKET® been manufacturing refrigerant recovery machines?

YELLOW JACKET began manufacturing refrigerant recovery machines in 1991.

### 2. What refrigerants can RecoverX and RecoverXLT Refrigerant Recovery Machines recover?

All YELLOW JACKET refrigerant recovery machines are tested by UL to either ARI 740-95 (RecoverX) or ARI 740-98 (RecoverXLT) and approved for medium (R-12, R-134a, R-401C, R-406A and R-500) and medium-high pressure refrigerants (R-22, R-401A, R-401B, R-402B, R-407C, R-407D, R-408A, R-409A, R-411A, R-411B, R-412A, R-502 and R-509). RecoverXLT is also approved for high-pressure refrigerants (R-402A, R-404A, R-407A, R-407B, R-410A and R-507).

### 3. What is auto purge and how does it work?

At the end of each cycle, several ounces of refrigerant can be left in the recovery machine to possibly contaminate the next job or be illegally vented. Many competitive recovery machines require switching hoses, turning the unit off and on, etc. The RecoverXLT can be quickly purged with a simple turn of the single control valve. In a few seconds, all residual refrigerant is purged into a recovery tank. Purging is completed without turning off the recovery unit.

### 4. Why do YELLOW JACKET recovery machines feature a built-in filter?

Every recovery machine requires an in-line filter to protect the machine against the particles and "gunk" that can be found in failed refrigeration systems. The RecoverX, RecoverXLT and R 100 incorporate a built-in 80-mesh filter that you can clean and replace, if necessary. The filter traps 150 micron particles and protects against the dirtiest systems to maximize service life. In case of a burn-out, an acid core filter/drier is mandatory (P/N 95014).

### 5. Can increased airflow benefit recovery cylinder pressure?

Yes. For reliable performance in high ambient temperatures, YELLOW JACKET machines are engineered with a larger condenser and more aggressive fan blade with a greater pitch. This allows the unit to run cooler and keeps the refrigerant cooler in the recovery cylinder.

### 6. Can I service a YELLOW JACKET system in the field?

Yes. The operation manual which comes with every unit includes a wide variety of information such as tips to speed recovery, troubleshooting and parts listings. On the side of every unit you'll find hook-up instruction, a quick start guide and simple tips for troubleshooting. If needed, call 1-800-769-8370 and ask for technical service. Training DVD's are available upon request by calling 1-800-769-8370 or visiting [www.yellowjacket.com](http://www.yellowjacket.com).




## RECOVERY MACHINE COMPARISON CHART

Features	RecoverX #95700	RecoverXLT #95760/95762	RecoverXLT #95763/95768	R100 #95100								
Recovery capabilities	Vapor and push/pull	Vapor, liquid, push/pull	Vapor, liquid, push/pull	Vapor, liquid, push/pull								
Compressor	1/6 hp oil-filled hermetic	1/2 hp oil-less	1/2 hp oil-less	1 hp oil-less twin cylinder								
Weight	29.0 lbs. (13.15 kg)	32.6 lbs. (14.78 kg)	32.6 lbs. (14.78 kg)	48 lbs. (21.8 kg)								
Size L x W x H inches Size L x W x H mm.	19.3 x 12.4 x 12.5 490 x 315 x 317	19.3 x 12.4 x 12.5 490 x 315 x 317	19.3 x 12.4 x 12.5 490 x 315 x 317	14.7 x 12.1 x 12.7 373 x 308 x 348								
Refrigerant compatibility	12, 22, 134a, 407C, 500, 502, MP and blends	12, 22, 134a, 407C, 410A, 500, 502, HP, MP and blends	12, 22, 134a, 407C, 410A, 500, 502, HP, MP and blends	12, 22, 134a, 407C, 500, 502, MP and blends								
Volts/Hertz	115V/60 Hz	115V/60 Hz	230V/50 Hz	115V/60 Hz								
Tank overfill sensor	No	95760 No / 95762 Yes	No	Standard								
Low pressure shut-off sensor	No	Standard	Standard	No								
Inlet mesh filter screen	Included	Included	Included	Included								
Inlet filter dryer	Optional filter available for use on contaminated and burnt-out systems; use a filter of adequate size (P/N 95014).											
Suction and discharge pressure gauges	Standard	Standard	Standard	Standard								
Upgraded higher suction and discharge pressure gauges	No	Standard	Standard	No								
Upgraded single higher pressure switch	No	Standard	Standard	No								
External circuit breaker	Standard	Standard	Standard	Standard								
Plug	U.S.	U.S.	95763 Euro and UK 95768 AU and NZ	U.S.								
Warranty	1 year parts and labor	1 year parts and labor; 3 years compressor	1 year parts and labor; 3 years compressor	1 year parts and labor								
Certified to ARI standard	ARI 740-95	ARI 740-98	ARI 740-98	ARI 740-95								
Testing agency	UL	UL	UL	UL								
CUL listed	Yes	Yes	Yes	Yes								
CE marked	No	No	Yes	No								
<b>Applicable ARI standard</b>	<b>740-95</b>			<b>740-98</b>								
<b>Recovery rating in lbs./min.</b>	<b>Vapor</b>	<b>Push/Pull</b>	<b>Liquid</b>	<b>Vapor</b>	<b>Push/Pull</b>	<b>Liquid</b>	<b>Vapor</b>	<b>Push/Pull</b>	<b>Liquid</b>	<b>Vapor</b>	<b>Push/Pull</b>	<b>Liquid</b>
R-12	0.24	10.43	N/A	0.31	13.12	1.68	0.31	13.12	1.68	0.37	14.09	3.70
R-22	0.29	8.77	N/A	0.31	13.12	1.68	0.31	13.12	1.68	0.44	16.87	3.70
R-134a	0.20	9.33	N/A	0.31	13.12	1.68	0.31	13.12	1.68	0.31	15.04	3.51
R-410A	N/A	N/A	N/A	0.30	12.21	1.65	0.30	12.21	1.65	N/A	N/A	N/A
R-500	0.24	9.66	N/A	0.31	13.12	1.68	0.31	13.12	1.68	0.37	14.93	3.68
R-502	0.24	7.61	N/A	0.55	13.58	2.65	0.55	13.58	2.65	0.60	16.76	5.16
<b>Recovery rating in kg./hr.*</b>	<b>Vapor</b>	<b>Push/Pull</b>	<b>Liquid</b>	<b>Vapor</b>	<b>Push/Pull</b>	<b>Liquid</b>	<b>Vapor</b>	<b>Push/Pull</b>	<b>Liquid</b>	<b>Vapor</b>	<b>Push/Pull</b>	<b>Liquid</b>
R-12	6.60	283.80	N/A	9.00	357.20	54.00	9.00	367.20	54.00	10.07	383.58	100.73
R-22	7.80	283.80	N/A	9.00	357.20	54.00	9.00	367.20	54.00	11.98	459.26	100.73
R-134a	5.40	253.80	N/A	9.00	357.20	54.00	9.00	367.20	54.00	8.44	409.44	95.55
R-410A	N/A	N/A	N/A	8.40	323.40	45.60	8.40	323.40	45.60	N/A	N/A	N/A
R-500	6.60	262.80	N/A	9.00	357.20	54.00	9.00	357.20	54.00	10.07	406.44	100.18
R-502	6.60	207.00	N/A	16.20	369.70	72.00	16.20	369.70	72.00	16.33	456.26	140.47

\*ARI tests are only one way to evaluate recovery speed. In other testing conditions the units can exhibit much higher performance rates. ARI rates are a "level field" comparison method.



## MESH PARTICULATE FILTER



Mesh particulate filter for YELLOW JACKET recovery machines remove particles to protect units. Easy to clean and reuse or replace.

UPC#	Description
95134	Screens R 70a Series (4 pak)
95136	Screens R 80a, R 100 Series (4 pak)
95139	Screens R 60 and R 60a Series (4 pak)
95141	Screens RST (4 pak)
95457	Replacement filter screen for RecoverX and RecoverXLT

## RECOVERY BURNOUT FILTER FOR DIRTY SYSTEMS



High capacity in-line filter drier removes moisture and oil breakdown products, as well as acid from burnt out systems. Attaches directly to refrigerant recovery system with a 1/4" female and a 1/4" male connection. UL and CSA listed.

UPC#	Description
95014	Recovery filter

## REFRIGERANT RECOVERY CYLINDERS

These gray and yellow 30 and 50 lb. cylinders feature "Y" valve for liquid/vapor, 400 psi rating and 3/4" plug for a float switch.



## SIGHT GLASS



Use with YELLOW JACKET RecoverX and RecoverXLT machines. Indicates when all liquid has been recovered so you can switch immediately to vapor cycle and speed up the recovery process. 1/4" flare x 1/4" female flare.

UPC#	Description
41145	Sight glass with 1/4" connections

## PARTS FOR R 50A, R 60A, R 70A, R 100

UPC#	Description
95121	Compressor kit for oil-less units
95122	Eccentric and bearing assembly for R 60/R 60a, R 70a
95124	Compressor service kit for R 100
95125	Eccentric and bearing assembly for R 100
95126	Compressor overhaul kit for R 100
95148	Conversion for 3-pin Brad Harrison to Thermoflo adapter
95150	TOS 80% overfill kit for R 50a
95188	TOS shorting cap
95230	Head and valve plate assembly for oil-less machines
95287	Connecting rod for R 60a and R 70a 0.750 stroke
95341	Connecting rod for R 100 0.600 stroke
95342	Replacement brass bulkhead fitting for R 60a and R 70a
95343	Replacement "O" ring for R 60a and R 70a (3 pak)

## PARTS FOR RecoverX AND RecoverXLT MACHINES

UPC#	Description
95156	Circuit breaker (12 AMP)
95190	Capacitor (115V Machine)
95187	Relay (115V Machine)
95188	Shorting cap for umbilical cord
95210	Large cord strain relief bushing
95215	Power cord (U.S.)
95216	Rocker switch
95218	Oil-less compressor 115V/60 Hz
95248	Umbilical cord overfill sensor
95253	Solid state board with remote LED's
95291	Green LED light
95292	Yellow LED light
95293	Red LED light
95294	Fan clip
95325	High pressure switch
95338	Low pressure switch
95444	Case, front
95445	Case, rear
95446	Case, half (both halves)
95447	Case, cord wrap
95448	Aluminum frame
95449	Compressor bracket grommet (5 pak)
95450	Condenser coil
95451	High pressure gauge
95452	Low pressure gauge
95453	Manifold assembly
95454	CPR valve
95455	Fan blade
95456	Neon lamp (115V Machine)
95457	Replacement filter screen



## THE TRAP SEPARATOR

High porosity filter effectively traps sealant, dye and lubricant so only pure refrigerant exits to your recovery equipment. Filter replacement is easy in less than five minutes.



UPC#	Description
38087	The Trap Separator - 1/4" flare fittings
38081	Replacement filter pak



**SUPEREVAC™ VACUUM PUMP SYSTEMS**







YELLOW JACKET®


# 4, 6, 8 & 11 SUPEREVAC™ Vacuum Pumps

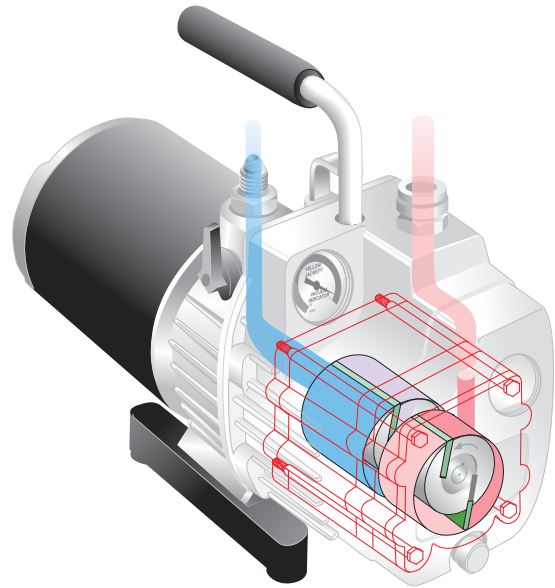
Pulls a deep vacuum of 15 microns or better, protecting from contaminants and non-condensable gases in the HVAC system, which can damage components, reduce efficiency and cause system failure





The SUPEREVAC™ vacuum pump is a highly efficient, two-stage rotary vane oil-sealed pump field-rated at 15 microns or better. The lower the micron rating, the better the pump performance.


- Isolation valve for oil changes without losing vacuum in the system
- Built-in vacuum indicator gauge
- Wide-mouth oil reservoir port for easier, cleaner filling. Doubles as pump exhaust—threaded to attach garden hose for exhausting to remote location
- Large oil sight glass for easy monitoring of oil level
- Large brass oil drain for easy access to fast oil changes
- Gas ballast valve keeps oil cleaner, longer during evacuation of wet systems
- Internal intake check valve prevents oil backup into the system during a power failure
- Intake filter screen keeps damaging particles from entering the pump
- Heavy duty rotors and bearings
- Heavy duty steel handle with lift hook for well-balanced carrying
- Tethered port caps stay with the pump
- Metal with rubber overlay base for stability
- Made in the USA 



For increased efficiency, the first stage exhausts into the second stage similar to using two single stage pumps connected together.

- Pump and first stage intake
- First stage compression
- Second stage intake
- Second stage compression
- Exhaust to atmosphere

Domestic	Model 93540	Model 93560	Model 93580	Model 93590
Free air displacement	4.0 cfm	6.0 cfm	8.0 cfm	11.0 cfm
Number of stages	2-stage rotary vane	2-stage rotary vane	2-stage rotary vane	2-stage rotary vane
Field blankoff	15 microns	15 microns	15 microns	15 microns
Intake	1/4" and 3/8" Male flare	1/4" and 3/8" Male flare	1/4" and 1/2" Male flare	1/4" and 1/2" Male flare
Motor	1/2 hp - 1725 rpm	1/2 hp - 1725 rpm	1/2 hp - 1725 rpm	1/2 hp - 1725 rpm
Internal capacitor thermal overload	Temperature rise 40° C	Temperature rise 40° C	Temperature rise 40° C	Temperature rise 40° C
Voltage (single phase)	115V/60 Hz	115V/60 Hz	115V/60 Hz	115V/60 Hz
Power cord	8' - motor mounted switch	8' - motor mounted switch	8' - motor mounted switch	8' - motor mounted switch
Oil capacity	36 oz.	34 oz.	43 oz.	39 oz.
Dimensions	16.25" L x 6" W x 11.50" H	16.25" L x 6" W x 11.50" H	17.50" L x 6" W x 11.50" H	17.50" L x 6" W x 11.50" H
Net weight	29.5 lbs. (13.4 kg)	31.5 lbs. (14.3 kg)	32.0 lbs. (14.5 kg)	32.5 lbs. (14.7 kg)

Export	9354x	9356x	9358x	9359x
<b>Model #</b>	<b>93542</b> (95 L/M at 50 Hz)	<b>93562</b> (142 L/M at 50 Hz)	<b>93582</b> (190 L/M at 50 Hz)	<b>93592</b> (260 L/M at 50 Hz)
US plug	(113 L/M at 60 Hz)	(170 L/M at 60 Hz)	(225 L/M at 60 Hz)	(310 L/M at 60 Hz)
Voltage*	115/220V, 50/60 Hz	115/220V, 50/60 Hz	115/220V, 50/60 Hz	115/220V, 50/60 Hz
<b>Model #</b>	<b>93543</b> (95 L/M at 50 Hz)	<b>93563</b> (142 L/M at 50 Hz)	<b>93583</b> (260 L/M at 50 Hz)	<b>93593</b> (260 L/M at 50 Hz)
Euro plug 	(113 L/M at 60 Hz)	(170 L/M at 60 Hz)	(310 L/M at 60 Hz)	(310 L/M at 60 Hz)
Voltage*	230V, 50 Hz	230V, 50 Hz	230V, 50 Hz	230V, 50 Hz
<b>Model #</b>	<b>93544</b> (95 L/M at 50 Hz)	<b>93564</b> (142 L/M at 50 Hz)	<b>93584</b> (190 L/M at 50 Hz)	<b>93595</b> (260 L/M at 50 Hz)
US plug	(113 L/M at 60 Hz)	(170 L/M at 60 Hz)	(225 L/M at 60 Hz)	(310 L/M at 60 Hz)
Voltage*	115/240V, 50/60 Hz	115/240V, 50/60 Hz	115/240V, 50/60 Hz	115/240V, 50/60 Hz
<b>Model #</b>	<b>93547</b> (95 L/M at 50 Hz)	<b>93567</b> (142 L/M at 50 Hz)	<b>93587</b> (190 L/M at 50 Hz)	<b>93597</b> (260 L/M at 50 Hz)
UK plug	(113 L/M at 60 Hz)	(170 L/M at 60 Hz)	(225 L/M at 60 Hz)	(310 L/M at 60 Hz)
Voltage*	230V, 50 Hz	230V, 50 Hz	230V, 50 Hz	230V, 50 Hz

Will not work with NH<sub>3</sub>. See page 12 for NH<sub>3</sub> pump.

\* All other specifications are same as domestic model above.

RECOVERY MACHINES  
 SUPEREVAC SYSTEMS  
 VACUUM AND CHARGING HOSES  
 HOSE ADAPTERS, VALVES AND PARTS  
 CHARGING SYSTEMS  
 GAUGES  
 ELECTRONIC INSTRUMENTS  
 HEATING INSTRUMENTS  
 LEAK MONITORS AND DETECTORS  
 SYSTEM TOOLS

## SUPEREVAC™ REPLACEMENT PARTS

CFM	1.5 —	Updated 1998-2005 4, 6, 8 (Label on front cover)	New 2005-present 4, 6, 8, 11 —
Handle assembly	—	93370	93370
Oil fill cap with seal	93390	93390	93390
Oil fill fitting	93391	93391	93391
Oil sight glass	93340	93365	93365
Oil drain plug	93368	93368	93368
4 cfm cartridge complete*	—	93441	93441
6 cfm cartridge complete*	—	93461	93461
8 cfm cartridge complete*	—	93481	93481
11 cfm cartridge complete*	—	—	93591
Shaft seal	93341	93031	93031
30" Vacuum gauge	93011	93011	93011
Vacuum gauge lens	93012	93012	93012
Gas ballast gasket with "O" ring	93368	93368	93368
"O" ring for gas ballast	93398	93398	93398
Intake fitting	93342	93393	—
Intake port gasket	—	—	93508
Rocker style switch	—	93117	93117
Oil cover gasket	93344	93369	93507
Drive coupling	—	93047	93047
Leg with screws	93034	93034	93034

\* Complete cartridges with oil cover gasket. Completely assembled and pre-tested.

### Replacement vanes (4 pak)

UPC#	Description	UPC#	Description
93372	For 4.0 cfm 93420 and 93540	93376	For 8.0 cfm 93460 and 93580
93374	For 6.0 cfm 93440 and 93560	93378	For 11.0 cfm 93480 and 93590

## SUPEREVAC™ PUMP 1.5 CFM



A more compact two-stage 1.5 cfm vacuum pump for smaller jobs such as appliance and small residential. Designed and built to the same quality specifications as the larger pumps.



Domestic	Model 93350
Free air displacement	1.5 cfm
Number of stages	2-stage rotary vane
Field blankoff	15 microns
Intake	1/4" and 3/8" Male flares and 1/2" Acme Male
Motor	1/6 hp – 1725 rpm
Thermal overload	Temperature rise 40° C
Voltage	115V/60 Hz
Power cord	8' foot cord
Oil capacity	16 oz.
Dimensions	10.5" L x 5.1" W x 9.2" H
Net weight	20 lbs.

## FREQUENTLY ASKED QUESTIONS

### 1. Does extension cord length affect performance?

Increased length can decrease voltage, so use this as a voltage guide for selecting wire gauge.

Distance	Wire gauge
25'	16
50'	14
100'	12

### 2. How can I speed up evacuation?

A. Select the right pump cfm. The following guidelines are for domestic through commercial applications.

System size (tons)	Pump cfm
1-10	1.5
10-30	4.0
30-45	6.0
45-60	8.0
60 and above	11.0

B. Use clean vacuum pump oil. Milky oil is water saturated and limits pump efficiency.



C. Remove valve cores from both high and low fittings with a vacuum/charge valve tool to reduce time through this orifice by at least 20 percent.

D. Evacuate both hi- and lo-sides at the same time. Use short, 3/8" diameter and larger hoses.

E. SUPEREVAC™ manifolds can reduce evacuation time by over 50-60 percent. (page 14)

F. Use a heat gun.



## SUPEREVAC™ PUMP FOR AMMONIA AND NH<sub>3</sub> SYSTEMS

Designed and built to the same quality specifications as other SUPEREVAC pumps. Features a pump exhaust that doubles as an oil fill port. 

	Model 93530	Model 93533
Free air displacement	8.0 cfm	190 l/m (50 Hz)
Number of stages	2-stage rotary vane	2-stage rotary vane
Field blankoff	15 microns	15 microns
Intake	1/2" Male pipe	1/2" Male pipe
Motor	1/2 hp – 1725 rpm	1/2 hp – 1425 rpm (50 Hz)
Thermal overload	Temperature rise 40°C	Temperature rise 40°C
Voltage	115V/60 Hz	230V/50 Hz*
Power cord	8' – rocker style switch	8' – rocker style switch
Oil capacity	43 oz.	43 oz.
Dimensions	16.75" L x 6.75" W x 16" H	16.75" L x 6.75" W x 16" H
Net weight	30.8 lbs. (14.0 kg)	32.5 lbs. (14.7 kg)

\* The 93533 is factory wired for 230V. It can also be configured for 115V. Remove the motor switch plate and make connections as shown on the motor label.

## HOW TO MEASURE AN "ADEQUATE" VACUUM

Many contractors pull the refrigerant out and think the work is done. In reality, when you get to 29 inches of vacuum (the green zone on your gauge), you are only half finished. Once the recovery machine has done its work, it's time to finish off the job with a vacuum pump.

### Why a Vacuum Pump?

ASHRAE recommends evacuation to below 1000 microns, and after isolation a system must not rise above 2500 microns within several hours. Some equipment manufacturers call for evacuation to 400 microns to ensure that harmful water vapor is removed from the system.

When you have water vapor in your system, the risk of icing up capillary tubing and expansion valves becomes much higher. A high quality vacuum pump will be able to take you down to 200-500 microns. With the system almost completely free from water vapor, you are ready to put the refrigerant back in the system.


A thorough approach to evacuation ensures longer equipment life and reduced risk of problems.


### Use a Vacuum Gauge to Read Vacuum Down to 15 Microns

1000 microns equal only 0.039 inches of mercury, a measurement that cannot be made with a mechanical gauge, or determined by evacuation time or the sound of the pump. A popular tool that can measure vacuum at evacuation levels below 1000 microns is an electronic vacuum gauge.

The best place to measure vacuum is at the system, not at the pump. With a combination vacuum/charging valve, you can attach the electronic vacuum gauge directly to the system and isolate it from the pump, hoses and manifold for a true indication of the vacuum in the system. With a digital vacuum gauge, you can see the last evidence of moisture being removed and witness that the system has been dried out.

## BELT DRIVE VACUUM PUMPS (0.88-17.7 cfm) by Hyvac Products


These two-stage pumps are lab rated at 0.1 micron and feature large oil capacity, vented exhaust, standard belt guards, motor capacitors and automatic overload protection. Optional exhaust filters available. 



UPC#	80200	80210	80220	80230	80240
cfm - free air (L/M)	0.88 (25)	2.79 (79)	5.6 (160)	10.6 (310)	17.7 (500)
Ultimate vacuum (lab)	0.1 micron	0.1 micron	0.1 micron	0.1 micron	0.1 micron
Stages	2	2	2	2	2
Motor hp (ODP)	1/4	1/3	1/2	1	1-1/2
Voltage (single phase)	115V/60 Hz	115V/60 Hz	115V/60 Hz	115V/60 Hz	115V/60 Hz
Pump rpm	580	525	525	525	550
Oil capacity	1 quart	1-1/2 quart	5 quarts	7 quarts	9 quarts
Gas ballast	Standard	Standard	Standard	Standard	Standard
Intake O.D.	9/16"	7/8"	1-1/4"	1-5/16"	1-13/16"
Dimensions (L x W x H)	15" x 10" x 11"	18" x 12" x 11"	18" x 13" x 16"	18" x 16" x 19"	21" x 20" x 20"
Shipping weight	70 lbs.	110 lbs.	135 lbs.	154 lbs.	242 lbs.

For special electrical requirements, contact factory. Some 50 Hz available for export.

## VACUUM PUMP OIL


YELLOW JACKET vacuum pump oil is specially refined and formulated for extremely low vapor pressure and high pump efficiency at all temperature conditions to help keep your pump running for years. 

MSDS sheet on Web site

UPC#	Description
93091	Pint of vacuum oil - 24 per case
93092	Quart of vacuum oil - 12 per case
93094	Gallon of vacuum oil - 4 per case
93095	55 gallon drum



## VACUUM PUMP ADAPTER

Convert a 3/8" or 1/2" vacuum pump intake into flare and Acme compatible fittings. 




UPC#	Description
36018	1/2" Pump adapter with 1/4" flare and 1/2" Acme Male fittings
19015	1/2" Replacement gaskets for 36018 (10 pak)
36019	3/8" Pump adapter with 1/4" flare and 1/2" Acme Male fittings
19011	3/8" Replacement gaskets for 36019 (10 pak)

## VACUUM PUMP INTAKE REDUCER ADAPTER



UPC#	Description
19030	Rubber gasket "O" ring (10 pak) for 19130 and 19133
19130	3/8" Female fl. x 1/4" Male fl. adapter
19131	1/2" Female fl. x 3/8" Male fl. adapter
19132	1/2" Female fl. x 1/4" Male fl. adapter
19133	3/8" Female fl. x 1/2" Male fl. adapter
19160	1/2" Female fl. x 1/2" Male Acme adapter
93058	Rubber gasket "O" ring for 19131, 19132 and 19160

## OIL EXHAUST FILTER

Screws onto the pump exhaust to eliminate oil mist. Use on 1.5, 4, 6, 8 and 11 cfm pumps. 



UPC#	Description
93386	Exhaust filter
93387	Replacement element

## HEAT GUN

600° and 1000°F settings. Shockproof and tough housing is durable and lightweight. Use for:

- Coil defrosting
- Faster vacuums
- Drying out condensation in motors, clutches, etc.




Kits include gun, adapters and case.

UPC#	Description
69092	Heat gun kit 115V - UL, CSA
69093	Heat gun kit 230V - Euro plug, CE

RECOVERY MACHINES  
 SUPERFLUAC SYSTEMS  
 VACUUM AND CHARGING HOSES  
 HOSE ADAPTERS, VALVES AND PARTS  
 CHARGING SYSTEMS  
 GAUGES  
 ELECTRONIC INSTRUMENTS  
 HEATING INSTRUMENTS  
 LEAK MONITORS AND DETECTORS  
 SYSTEM TOOLS



## SUPEREVAC™ EVACUATION MANIFOLDS



SUPEREVAC™ manifolds are engineered as system components for the SUPEREVAC pumps to help decrease vacuum time by over 50 percent and improve micron readings. Mounts with 1/2" or 3/8" Female flare quick coupler and provides easy connections for two 3/8" vacuum hoses.

- FlutterLess™ gauge
- Non-restricting, full flow valves for fast vacuum
- Convenient 1/4 turn full flow
- Extra port for electronic gauge
- Now includes step-down adapter to connect to 3/8" pump intake

3/8" Female flare coupler	
UPC#	Description
93851	Single valve with 1/4" Schrader mount with 3/8" Female flare
93852	Single valve with lo-side gauge mount with 3/8" Female flare
93853	Two valves with lo-side gauge mount with 3/8" Female flare
19011	CH-11 gasket (10 pak)
19131	Pump step-down adapter - 1/2" Female flare x 3/8" Male flare

1/2" Female flare coupler	
UPC#	Description
93850	Single valve with 1/4" Schrader mount with 1/2" Female flare
93855	Single valve with lo-side gauge mount with 1/2" Female flare
93860	Two valves with lo-side gauge mount with 1/2" Female flare
19015	CH-80 gasket (10-pak)
19027	1/2" Quad ring (10 pak)
19133	Pump step-down adapter - 3/8" Female flare x 1/2" Male flare

Additional replacement parts	
UPC#	Description
19030	3/8" "O" ring (10 pak)
19096	Ball valve replacement handles (2 pak)
40272	1/4" Male flare with Schrader for 93850
41139	3/8" Male flare x NPT Male fitting
49002	Blue compound °F gauge
77921	1/4" Flare x 1/8" NPT Male elbow
93211	3/8" Flare cap with gasket
93854	1/2" Flare connector

## SUPEREVAC™ EVACUATION SYSTEMS I, II & III



All system components are available separately, but system pricing makes I, II and III attractive buys.

All systems include a two-valve manifold and two 3/8" vacuum hoses for a fast vacuum. Vacuum valves, included with all systems, allow core removal and system isolation. This combination reduces vacuum time by over 50 percent compared to using a regular 1/4" manifold and evacuating through only one side.

System II adds 69075 electronic gauge and service valve wrench to the basic System I.

System III adds a 6 or 8 cfm SUPEREVAC™ pump to System II.

UPC# for 1/2"	Description	UPC# for 3/8"
93865	System I: 2-valve manifold, 2 16248 48" vacuum hoses, 2 valves	93866
93875	System II: all of above plus 69075 electronic vacuum gauge	93876
93886 (8 cfm)	System III: all of above plus a SUPEREVAC pump	93885 (6 cfm)
	CH-11 gasket (10 pak)	19011
19015	CH-80 gasket (10 pak)	

## 1/4" AND 5/16" BALL VALVE 4-IN-1 VACUUM/CHARGE VALVE & CORE TOOL



This versatile tool for the lo- or hi-side of a system does four jobs:

- 1. Vacuum valve.** Extra 1/4" side port on 18975 to attach electronic micron vacuum gauge right at system for greater accuracy.
- 2. Core removal access.** Lets you evacuate and charge through an unrestricted line for increased speed and higher vacuum.
- 3. Core replacement.**
- 4. Recovery valve.** Core removal speeds recovery process.

Made in the USA

For more details see page 30.

UPC#	Description
18971	1/4" Vacuum/charge valve without side port
18975	1/4" Vacuum/charge valve with side port
18981	5/16" Vacuum/charge valve without side port
18985	5/16" Vacuum/charge valve with side port

# SUPEREVAC™ LCD VACUUM GAUGE

## Full range from atmosphere to 1 micron

The SuperEvac™ LCD vacuum gauge combines thermocouple sensor technology with advanced electronics for precise readings and repeatability not found with thermistor sensors or analog meters.

Thermocouple technology has long been proven in laboratory and precision industrial instrumentation for sensing the deep vacuum range. Thermocouple sensors are factory calibrated and exhibit few of the electronic variances of thermistor sensors found in many other electronic gauges. Durable molded case with storage for sensor, cable and brass connector.

### Specifications

- Response time: 3 seconds
- Calibration: Automatic
- Warm up: 3 seconds
- Sensor cable: 5.5' (167 cm) coiled
- Sensor connection: 1/4" Male flare
- Operating temperature range: 32° to 120°F (0° to 49°C)
- Display: 0.5" LCD with battery check
- Power: D cell battery, 70 hours continuous battery life
- Dimensions: 9" x 12.25" x 2.37" (230 mm x 310 mm x 60 mm)
- Accuracy: ± 20% of reading

UPC#	Description
69075	SUPEREVAC LCD vacuum gauge full range complete in case
69067	Optional ball valve to add to sensor 1/8" NPT Female x 1/4" Female flare
69071	Brass connector 1/4" Female flare x 1/4" Female flare
69073	Replacement sensor for 69070, 69075
19110	Optional coupler to add to sensor 1/8" NPT Female x 1/4" Female flare



### Thermocouple sensor features:

- No adjustments or warm-up. Stays calibrated after on/off switching and long evacuations
- Automatic battery compensation
- Automatic ambient temperature compensation
- Replacement sensor requires no calibration

### LCD gauge features:

- Normal handling and jarring will not affect the LCD reading
- Case protects electronic circuitry and sensor
- Calibration standards traceable to NIST
- Precision circuitry controls sensor and translates sensor input into micron readings
- Made in the USA

# DIGITAL LCD ECONOMY VACUUM GAUGE



Versatile — Connect to the YELLOW JACKET SUPEREVAC™ Vacuum Pump, in line with a tee fitting or directly to the system with YELLOW JACKET core removal tool 18975.

US Patent # 7,073,346

The digital LCD economy vacuum gauge indicates air and moisture have been removed from the system. Track down 14 increments from atmosphere to 25 microns to know that the system is clean and the vacuum pump is performing properly. Packaged complete with 9V alkaline battery and hanging hook.

- Unique thermal conductivity sensor automatically compensates for temperature with no calibration
- Simple On/Off controls
- Easy-to-clean sensor handles 450 psi positive pressure
- Rugged contractor-grade construction with tough ABS housing and solid state circuitry for accuracy
- Automatic battery saver shuts gauge off after 20 minutes with no reading changes
- Low battery indicator
- Calibration standards traceable to NIST
- Patented technology
- Made in the USA

To keep the 69080 vacuum gauge accurate, it is best to avoid oil contamination. Keep the sensor vertical whenever possible and connect the gauge directly to the system, away from the pump.


UPC#	Description
69080	Digital LCD vacuum gauge with battery, hook and pouch
69081	Optional soft-sided protective case
69079	Replacement battery door and screw
69095	Tee fitting

## DELUXE LED VACUUM GAUGE

### AC powered



Professional laboratory type instrument with 0.56" high bright LED readout is 100 percent automatic. Complete unit includes aluminum LED display unit, sensor with ball valve, cable, brass connector and carrying case.

- Thermocouple sensor technology for precise and repeatable accuracy
- Improved software expands sensing range from atmospheric pressure to 1 micron
- Calibration standards traceable to NIST
- Made in the USA 

#### Specifications

Response time: 3 seconds	Storage temperature range: -30° to 160°F (-34° to 65°C)
Calibration: Automatic	Power: 115V/60 Hz (230V available)
Warm up: 3 seconds	Power cord: 6'
Sensor cable: 9' (274 cm)	Dimensions: 4.25" x 5.5" x 1.5" (108 mm x 140 mm x 38 mm)
Sensor connection: 1/4" Male flare with isolation valve	Carrying case: 12.25" x 8" x 3.5" (310 mm x 203 mm x 89 mm)
Operating temperature range: -30° to 150°F (-34° to 65°C)	

UPC#	Description
69060	LED vacuum gauge kit complete with case, 115V
69063	LED vacuum gauge kit complete with case, 230V
69064	Sensor for 69060 and 69063
69065	9' sensor cable for above
69066	Carrying/storage case
69067	Ball valve for sensor 1/8" NPT Female x 1/4" Male flare
69071	1/4" Female flare connector
15006	Optional vibration isolation hose

## MECHANICAL VACUUM GAUGES



Mechanical vacuum gauges for system installation. Bourdon tube type gauge. 1/8" NPT Male bottom fitting. CAUTION: Handle gauges carefully to assure full service life. See page 53 for further details.

UPC#	Description
69044	3 1/8" Vacuum gauge 0-30 inHg/760-0 Torr (mm)
69045	3 1/8" Vacuum gauge European version (1000-0 millibar/30-0 inch)


## DIGITAL VACUUM GAUGE

### Seven units of vacuum for confidence

This easy-to-use gauge shows that air and moisture have been removed from the system. Simple push of a button changes the display readout between 7 units of vacuum. **Each displays down to the equivalent of 10 microns of vacuum to let you know that your vacuum pump is clean and performing properly.** If the sensor gets dirty, simply plug a new sensor into the gauge, run through a quick calibration process and be back on the job within minutes.



US Patent # 7,073,346

- Unique patented thermal conductivity sensor automatically compensates for temperature
- Replaceable, cleanable, plug-in sensor (Part #69087) handles 450 psi positive pressure
- Displays seven different units of vacuum (microns, milliTorr, Torr, millimeters of mercury, millibar, kiloPascal and Pascal)
- 12" coiled sensor cord stretches to 24" for easy reach, connectivity and readability of display
- Low battery indicator
- Automatic shut-off after 20 minutes
- Calibration standards traceable to NIST
- 32° to 122°F (0° to 50°C) operating temperature range
- 12 oz. (340 g) with battery
- Approximately 25 hours continuous battery life
- Made in the USA 

UPC#	Description
69086	Hand-held vacuum gauge with fabric carry pouch
69087	Replacement sensor
69088	Replacement cable
69091	Replacement fabric pouch



## VACUUM AND CHARGING HOSES






YELLOW JACKET®

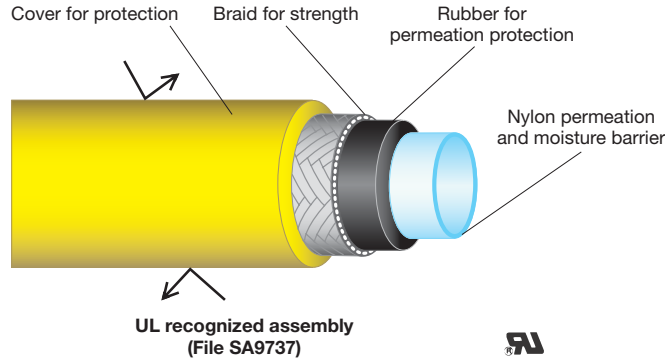
## ***PLUS II™* Charging Hoses**

Double barrier protection for CFC, HCFC and HFC refrigerants





- 1/4" *PLUS II*™ hoses are UL recognized assemblies (File SA9737)
- The nylon permeation barrier meets SAE requirements J2196 for CFC, HCFC and HFC refrigerants
- The moisture barrier provides improved resistance to moisture migration which contaminates expensive refrigerant
- 1/4" RYB *PLUS II*™ hoses are rated for 4000 psi (276 bar) minimum burst and 800 psi (55 bar) maximum working pressure and an operating temperature of -20° to 180°F (-28.8° to 82.2°C)
- Made in the USA 



***PLUS II*™ hoses are available in the following configurations:**


- 1/4" with 1/4" flare fittings
- 1/4" with compact ball valve end
- 1/4" with SealRight™ low loss anti-blow back fitting
- 1/4" for 5/16" flare (1/2 – 20 thread) service ports for R-410A
- 1/4" with FlexFlow™ valve
- 1/4" Heavy duty
- 3/8" "B"
- 3/8" Heavy duty combination charging/hi-vacuum hose
- 1/2" and 5/8" Heavy duty combination charging/hi-vacuum hose
- 3/4" Heavy duty


<b><i>PLUS II</i>™ hose - standard 1/4" flare fittings</b>				
Length	Yellow	Blue	Red	3 pak*
12"	21012	21212	21612	-
24"	21024	21224	21624	-
36"	21036	21236	21636	21983
48'	21048	21248	21648	21984
60"	21060	21260	21660	21985
72"	21072	21272	21672	21986
96"	21096	21296	21696	21988
10'	21110	21310	21710	-
12'	21112	21312	21712	-
25'	21125	21325	21725	-
50'	21150	21350	21750	-
75'	21175	21375	21775	-
100'	21200	21399	21799	-
Multi-length				21982 two 36", one 60" 21981 two 36", one 72"

\* 3 pak includes a red, yellow and blue hose.

<b>Replacement parts</b>	
UPC#	Description
19020	Replacement gasket (10 pak)
19302	"Adjust-a-Valve" opener (10 pak)

## PLUS II™ 1/4" HOSE With compact ball valve end



- Metal handle at end of hose fits tight areas and traps all the gas
- Full flow valve
- Uses standard gasket and valve opener
- Made in the USA 


UL recognized assemblies (File SA9737)

Compact ball valve end				
Length	Yellow	Blue	Red	3 pak
36"	29036	29236	29636	29983
48"	29048	29248	29648	29984
60"	29060	29260	29660	29985
72"	29072	29272	29672	29986
96"	29096	29296	29696	29988
10'	29110	29310	29710	–
12'	29112	29312	29712	–
25'	29125	29325	29725	–
50'	29150	29350	29750	–
75'	29175	29375	29775	–
100'	29199	29399	29799	–

Replacement parts	
UPC#	Description
19020	Replacement gasket (10 pak)
19302	"Adjust-a-Valve" opener (10 pak)

## PLUS II™ 1/4" HOSE With FlexFlow™ valve




- Valve handle position shows when valve is opened or closed
- Metal handle and smaller ergonomic valve with zero restriction for maximum flow
- Flexible length of hose between valve and fitting makes access to tight areas easier
- Made in the USA 

UL recognized assemblies (File SA9737)


FlexFlow™ valve 8" from angle end				
Length	Yellow	Blue	Red	3 pak
36"	25036	25236	25636	25983
48"	25048	25248	25648	25984
60"	25060	25260	25660	25985
72"	25072	25272	25672	25986
96"	25096	25296	25696	25988
10'	25110	25310	25710	–
12'	25112	25312	25712	–
25'	25125	25325	25725	–
50'	25150	25350	25750	–
75'	25175	25375	25775	–
100'	25199	25399	25799	–

Replacement parts	
UPC#	Description
19020	Replacement gasket (10 pak)
19302	"Adjust-a-Valve" opener (10 pak)

## PLUS II™ 1/4" HOSE With SealRight™ low loss anti-blow back fitting



UL recognized assemblies (File SA9737)

- Low loss anti-blow back SealRight fitting immediately traps refrigerant in the hose when disconnected, helping meet non-venting regulations and prevent finger burns
- 45° end for easy installation in tight areas
- Gaskets resist deterioration from existing CFC, HCFC and HFC refrigerants and oils
- Available with SealRight fittings on both ends
- For R-410A, order the PLUS II™ hose with compact ball valve end, shown above.
- Made in the USA 


45° SealRight fitting at one end				
Length	Yellow	Blue	Red	3 pak
12"	22012	22212	22612	–
24"	22024	22224	22624	–
36"	22036	22236	22636	22983
48"	22048	22248	22648	22984
60"	22060	22260	22660	22985
72"	22072	22272	22672	22986
96"	22096	22296	22696	22988
10'	22110	22310	22710	–
12'	22112	22312	22712	–
25'	22125	22325	22725	–
50'	22150	22350	22750	–
75'	22175	22375	22775	–
100'	22200	22399	22799	–


UPC#	Multi-length 3 pak
21981	Two 36" RB, one 72" Y
21982	Two 36" RB, one 60" Y

Replacement parts	
UPC#	Description
19020	1/4" and 5/16" Replacement gasket (10 pak)
19037	SealRight "O" ring (10 pak)
19038	Plug and gasket
19039	Nut and clip
19040	SealRight repair kit with valve, gasket, plug, spring and two "O" rings
19041	Complete kit includes 19038, 19039 and 19040



## PLUS II™ 1/4" HOSE For 5/16" flare (1/2 – 20 thread) service ports for R-410A

- Available with standard fittings or compact ball valve
- Compatible with both POE and PVE oils
- Made in the USA 



UL recognized assemblies (File SA9737)

**PLUS II™ hose with 1/4" (7/16 – 20) Female flare on manifold connection and 5/16" (1/2 – 20) Female flare angled on service end**

Standard fitting

Length	Yellow	Blue	Red	3 pak
36"	21403	21423	21463	21483 (21036*, 21423, 21463)
60"	21405	21425	21465	21485 (21060*, 21425, 21465)
72"	21406	21426	21466	21486 (21072*, 21426, 21466)

\* Yellow hose PLUS II™ with standard 1/4" (7/16-20) flare fittings.

**PLUS II™ hose with 5/16" (1/2 – 20) Female flare on manifold connection and 5/16" (1/2 – 20) Female flare angled on service end**

Standard fitting

Length	Yellow	Blue	Red	3 pak
36"	21503	21523	21563	21583
60"	21505	21525	21565	21585
72"	21506	21526	21566	21586

**Compact ball valve (R&B 1/4" x 5/16") (Y 1/4" x 1/4")**

Length	Yellow	Blue	Red	3 pak
36"	29403	29423	29463	29483 (29036*, 29423, 29463)
60"	29405	29425	29465	29485 (29060*, 29425, 29465)
72"	29406	29426	29466	29486 (29072*, 29426, 29466)

\* Yellow hose PLUS II™ with 1/4" (7/16-20) compact ball valve fittings.


**Compact ball valve (RYB 5/16" x 5/16")**


Length	Yellow	Blue	Red	3 pak
36"	29003	29203	29603	29993
60"	29005	29205	29605	29995
72"	29006	29206	29606	29996

**Replacement parts**

UPC#	Description
19020	1/4" and 5/16" Replacement gasket (10 pak)
19302	"Adjust-a-Valve" opener (10 pak)

## 9" FlexFlow™ AND LOW LOSS ADAPTER HOSES

- Easy retrofit of existing PLUS II™ hoses with ball valve capabilities
- Flexible hose between valve and fitting for handling in tight areas
- Operating temperature -20° to 180°F (-28.8° to 82.2°C)
- Made in the USA 



UL recognized assemblies (File SA9737) (Valves SA10088)

**Compact ball valve assemblies**

UPC#	Description
29001	1/4" Yellow ball valve adapter
29201	1/4" Blue ball valve adapter
29601	1/4" Red ball valve adapter
29980	29001, 29201, 29601 (3 pak)
93843	1/4" Compact ball valve – 45°
93842*	1/4" Compact ball valve – 45° (3 pak)

**FlexFlow™ assemblies**

UPC#	Description
25002	1/4" Yellow FlexFlow adapter
25202	1/4" Blue FlexFlow adapter
25602	1/4" Red FlexFlow adapter
25980	25002, 25202, 25602 (3 pak)
25802	1/4" Heavy duty FlexFlow adapter
26002	3/8" Heavy duty FlexFlow adapter
26202	Yellow standard "B" FlexFlow adapter
27002	Acme 1/2" Yellow FlexFlow adapter
19095	Set of 2 handles and screws

**Replacement parts**

UPC#	Description
19011	3/8" Replacement gasket (10 pak)
19020	1/4" Replacement gasket (10 pak)
19302	"Adjust-a-Valve" opener (10 pak)

 Underwriters Laboratories Inc. Registered Component Mark – applies to all 1/4" PLUS II™ and FlexFlow™ hoses.



## PLUS II™ 3/8" "B" CHARGING HOSE

PLUS II™ features in a larger volume hose for fast, high vacuum or charging.

- 3000 psi (207 bar) minimum burst, 600 psi (41 bar) maximum working pressure
- Operating temperature -20° to 200°F (-28.8° to 93.3°C)
- Large selection of fittings available
- Made in the USA

### Replacement parts

UPC#	Description
19011	3/8" Replacement gasket (10 pak)

Length	Common selections					Other selections				
	3/8" Str. fl. x 3/8" Str. fl.			3/8" fl. x FlexFlow	3/8" Str. fl. x 3/8" 45°			3/8" Str. fl. x 3/8" 90°	1/4" Str. fl. x 1/4" 45°	
	Yellow	Blue	Red		Yellow	Blue	Red			
36"	14536	B36	27836	28036	26236	18136	28236	28436	20036	20436
48"	14548	B48	27848	28048	26248	18148	28248	28448	20048	20448
60"	14560	B60	27860	28060	26260	18160	28260	28460	20060	20460
72"	14572	B72	27872	28072	26272	18172	28272	28472	20072	20472
96"	14596	B96	27896	28096	26296	18196	28296	28496	20096	20496
10'	14610	B120	27910	28110	26310	18210	28310	28510	20110	20510
12'	14612	B144	27912	28112	26312	18212	28312	28512	20112	20512
25'	14625	B300	27925	28125	26325	18225	28325	28525	20125	20525
50'	14650	B600	27950	28150	26350	18250	28350	28550	20150	20550
75'	14675	B900	27975	28175	26375	18275	28375	28575	20175	20575
100'	14699	B1200	27999	28199	26399	18299	28399	28599	20199	20599



## PLUS II™ 1/4" HEAVY DUTY CHARGING HOSE

Heavy duty construction for substantially increased service life.

- Flexibility for all-weather easy handling
- Pulls 75 micron vacuum or better on 36" hose
- 3500 psi (241 bar) minimum burst, 900 psi (62 bar) maximum working pressure
- Operating temperature -20° to 200°F (-28.8° to 93.3°C)
- Made in the USA

### Replacement parts


UPC#	Description
19020	Replacement gasket (10 pak)
19302	"Adjust-a-Valve" opener (10 pak)

Length	Common selections			Other selections				
	HCA hose Str. x angle		Hose with FlexFlow™	Hose with ball valve	HCL hose Str. x 90°		HCS hose Str. x Str.	
12"	15012	HCA-12"	-	-	15212	HCL-12"	15412	HCS-12"
24"	15024	HCA-24"	-	-	15224	HCL-24"	15424	HCS-24"
36"	15036	HCA-36"	25836	29836	15236	HCL-36"	15436	HCS-36"
48"	15048	HCA-48"	25848	29848	15248	HCL-48"	15448	HCS-48"
60"	15060	HCA-60"	25860	29860	15260	HCL-60"	15460	HCS-60"
72"	15072	HCA-72"	25872	29872	15272	HCL-72"	15472	HCS-72"
96"	15096	HCA-96"	25896	29896	15296	HCL-96"	15496	HCS-96"
10'	15110	HCA-120"	25910	29910	Black only. Longer lengths available. Please specify.			
12'	15112	HCA-144"	25912	29912				
25'	15125	HCA-300"	25925	29925				
50'	15150	HCA-600"	25950	29950				
75'	15175	HCA-900"	25975	29975				
100'	15199	HCA-1200"	25999	29999				



## PLUS II™ 3/8" HEAVY DUTY COMBINATION CHARGING/VACUUM HOSE

Pulls a vacuum much faster than the 1/4" hose.

- Operating temperature -20° to 200°F (-28.8° to 93.3°C)
- 3000 psi (207 bar) minimum burst, 600 psi (41 bar) maximum working pressure
- Made in the USA 




Replacement parts	
UPC#	Description
19020	1/4" Replacement gasket (10 pak)
19011	3/8" Replacement gasket (10 pak)
19302	"Adjust-a-Valve" opener (10 pak)

Common selections				Other selections				
Length	3/8" Str. fl. x 3/8" Str. fl.	3/8" Str. fl. x FlexFlow™	3/8" fl. x 3/8" 45°	3/8" fl. x 3/8" 90°	3/8" fl. x 1/4" 45°	1/4" fl. x 1/4" 45°		
36"	15636 BC-36"	26036	19636	19836	16236 BCA-36"	20236		
48"	15648 BC-48"	26048	19648	19848	16248 BCA-48"	20248		
60"	15660 BC-60"	26060	19660	19860	16260 BCA-60"	20260		
72"	15672 BC-72"	26072	19672	19872	16272 BCA-72"	20272		
96"	15696 BC-96"	26096	19696	19896	16296 BCA-96"	20296		
10'	15710 BC-120"	26110	19710	19910	Longer lengths available. Please specify. Longer than 8' not recommended for evacuation.	20310		
12'	15712 BC-144"	26112	19712	19912		20312		
25'	15725 BC-300"	26125	19725	19925		20325		
50'	15750 BC-600"	26150	19750	19950		20350		
75'	15775 BC-900"	26175	19775	19975		20375		
100'	15799 BC-1200"	26199	19799	19999		20399		

## PLUS II™ 1/2" AND 5/8" HEAVY DUTY COMBINATION CHARGING/VACUUM HOSE

Heavy duty construction with PLUS II™ barrier technology reduces permeation and vacuum loss. Large I.D. reduces vacuum time substantially over 1/4" or 3/8" hose.

- Pull a more complete vacuum
- Faster refrigerant transfer
- Faster charging on large systems
- 3000 psi (207 bar) minimum burst, 600 psi (41 bar) maximum working pressure
- Operating temperature -20° to 200°F (-28.8° to 93.3°C)
- Other fittings available on request
- Made in the USA 




Replacement parts	
UPC#	Description
19015	1/2" and 5/8" Replacement gaskets
19020	1/4" Replacement gasket (10 pak)
19011	3/8" Replacement gasket (10 pak)
19302	"Adjust-a-Valve" opener (10 pak)

Common selections				Other selections			
Length	"C" 1/2" fl. x 1/2" fl.	"D" 5/8" fl. x 5/8" fl.	"CA" 1/4" angle end x 1/2" fl.	"DA" 1/4" angle end x 5/8" fl.	1/2" fl. x 3/8" fl.	3/8" fl. x 3/8" fl.	
36"	15836 C-36"	16036 D-36"	16436 CA-36	16636 DA-36	19236	20636	
48"	15848 C-48"	16048 D-48"	16448 CA-48	16648 DA-48	19248	20648	
60"	15860 C-60"	16060 D-60"	16460 CA-60	16660 DA-60	19260	20660	
72"	15872 C-72"	16072 D-72"	16472 CA-72	16672 DA-72	19272	20672	
96"	15896 C-96"	16096 D-96"	16496 CA-96	16696 DA-96	19296	20696	
10'	15910 C-120"	16110 D-120"	36" hose will pull to 25 microns and lower. Hoses longer than 8' not recommended for evacuation.			19310	20710
12'	15912 C-144"	16112 D-144"				19312	20712
25'	15925 C-300"	16125 D-300"				19325	20725
50'	15950 C-600"	16150 D-600"				19350	20750

Black only. Longer lengths available. Specify type, length and fitting combination.

RECOVERY MACHINES  
 SUPERVAC SYSTEMS  
 VACUUM AND CHARGING HOSES  
 HOSE ADAPTERS AND VALVES  
 CHARGING SYSTEMS  
 GAUGES  
 ELECTRONIC INSTRUMENTS  
 HEATING INSTRUMENTS  
 LEAK MONITORS AND DETECTORS  
 SYSTEM TOOLS

## PLUS II™ 3/4" HEAVY DUTY CHARGING HOSE



Large 3/4" I.D. designed to save time in charging or evacuation of centrifugals and other large systems.

- Constructed for heavy duty use with most refrigerants
- 3000 psi (207 bar) minimum burst, 600 psi (41 bar) maximum working pressure
- Available with steel 3/4" Female, 3/4" Male flares, 3/4" Male pipe or hex fittings
- Operating temperature -20° to 200°F (-28.8° to 93.3°C)
- **Not for use with NH<sub>3</sub>**

Length	3/4" fl. x 3/4" fl. – "O" ring seal	3/4" hex x 3/4" hex copper gasket seal
12"	18412 E-12"	20812
24"	18424 E-24"	20824
36"	18436 E-36"	20836
48"	18448 E-48"	20848
60"	18460 E-60"	20860
72"	18472 E-72"	20872
96"	18496 E-96"	20896
10'	18510 E-120"	20910
12'	18512 E-144"	20912
25'	18525 E-300"	20925
50'	18550 E-600"	20950

Replacement parts	
UPC#	Description
19012	3/4" "O" ring
59655	3/4" Copper gasket

## ORIGINAL 1/4" CHARGING HOSES



The YELLOW JACKET original charging hose has been the standard of the industry for 60 years.

- Specially formulated rubber tube resists most refrigerants and assures long work life
- Blow-off groove channels refrigerant out of the front of the nut to help prevent spray back
- Hose cover pin-pricked to resist bubbling and bursting
- Individual hose inspection

- 2500 psi (172 bar) minimum burst, 500 psi (34 bar) maximum working pressure
- Operating temperature -20° to 180°F (-28.8° to 82.2°C)
- 6" to 100' lengths in yellow, red and blue. Longer lengths are available upon request

Replacement parts	
UPC#	Description/Quantity
19010	1/4" Gasket (6 pak) Valve depressor (3 pak)
19020	Replacement gasket (10 pak)
19302	"Adjust-a-Valve" opener (10 pak)

1/4" Straight x 1/4" 45° angle fitting							
Length	Yellow		Blue		Red		3 pak
12"	11012	HA12Y	11212	HA12B	11612	HA12R	–
24"	11024	HA24Y	11224	HA24B	11624	HA24R	–
36"	11036	HA36Y	11236	HA36B	11636	HA36R	11983
48"	11048	HA48Y	11248	HA48B	11648	HA48R	11984
60"	11060	HA60Y	11260	HA60B	11660	HA60R	11985
72"	11072	HA72Y	11272	HA72B	11672	HA72R	11986
96"	11096	HA96Y	11296	HA96B	11696	HA96R	11988
10'	11110	HA120Y	11310	HA120B	11710	HA120R	–
12'	11112	HA144Y	11312	HA144B	11712	HA144R	–
25'	11125	HA300Y	11325	HA300B	11725	HA300R	–
50'	11150	HA600Y	11350	HA600B	11750	HA600R	–
75'	11175	HA900Y	11375	HA900B	11775	HA900R	–
100'	11200	HA1200Y	11399	HA1200B	11799	HA1200R	–

NOTE: Not all hose products shown are stocked; many are made-to-order.

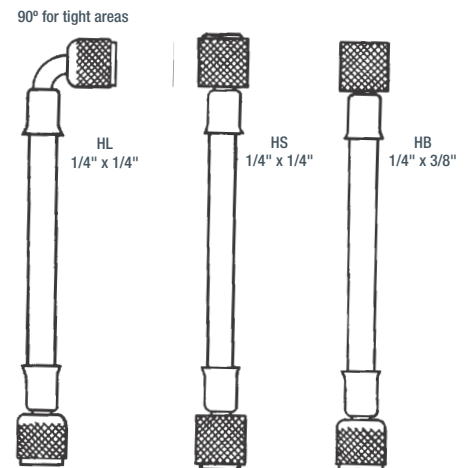
## SPECIAL 1/4" ORIGINAL CHARGING HOSES

YELLOW JACKET 1/4" yellow charging hoses with special fittings include straight, 3/8" and 90° fittings. Red and blue hoses also available.

Length	1/4" fl. x 1/4" 90° fl.	1/4" fl. x 1/4" fl.	1/4" fl. x 3/8" fl.
36"	12036 HL36	13036 HS36	14036 HB36
48"	12048 HL48	13048 HS48	14048 HB48
60"	12060 HL60	13060 HS60	14060 HB60
72"	12072 HL72	13072 HS72	14072 HB72

Longer lengths available. Please specify.

Replacement parts	
UPC#	Description/Quantity
19010	1/4" Gasket (6 pak) and valve depressor (3 pak)
19020	Replacement gasket (10 pak)
19302	"Adjust-a-Valve" opener (10 pak)





## HOSE COMPARISON CHART

1/4" Flexible hoses		3/8" Flexible hoses	1/2", 3/4" and 5/8" Flexible hoses
Easily connects to 1/4" Male flare access fitting on system		Evacuates and charges faster than 1/4" hose	Evacuates and charges faster than 1/4" hose Allows you to pull a deeper vacuum More efficient job of removing moisture and contaminants from the system
PLUS II™ 1/4" Charging hose (SealRight™ FlexFlow and ball valve ends)	Original 1/4" Charging hose	PLUS II™ 3/8" Charging hose	PLUS II™ 1/2" and 5/8" Charging hose
Adjust-a-Valve™ valve core depressor easily opens all out-of-tolerance Schrader valves (SealRight hoses offer different technology)  PLUS II™ hoses offer double barrier protection  Nylon layer for permeation, braid for strength, and outer cover for protection  Fully UL recognized assemblies (File SA9737)	All-weather flexible  Dependable  Adjust-a-Valve™ valve core depressor easily opens all out-of-tolerance Schrader valves	PLUS II™ hoses with double barrier protection  Higher working pressure	PLUS II™ hoses with double barrier protection  Large I.D. reduces vacuum time substantially over 1/4" or 3/8" hose  Faster refrigerant transfer and faster charging on large systems  Wide selection of fittings are available
<b>Temp:</b> -20° to 180°F (-28.8° to 82.2°C)	<b>Temp:</b> -20° to 180°F (-28.8° to 82.2°C)	<b>Temp:</b> -20° to 200°F (-28.8° to 93.3°C)	<b>Temp:</b> -20° to 200°F (-28.8° to 93.3°C)
<b>Burst:</b> 4000 psi (276 bar) minimum	<b>Burst:</b> 2500 psi (172 bar) minimum	<b>Burst:</b> 3000 psi (207 bar) minimum	<b>Burst:</b> 3000 psi (207 bar) minimum
<b>Working:</b> 800 psi (55 bar) maximum	<b>Working:</b> 500 psi (34 bar) maximum	<b>Working:</b> 600 psi (41 bar) maximum	<b>Working:</b> 600 psi (41 bar) maximum
<b>Safety factor:</b> 5 to 1	<b>Safety factor:</b> 5 to 1	<b>Safety factor:</b> 5 to 1	<b>Safety factor:</b> 5 to 1
<b>Available lengths:</b> 12 inches to 100 feet	<b>Available lengths:</b> 6 inches to 100 feet	<b>Available lengths:</b> 12 inches to 100 feet	<b>Available lengths:</b> 12 inches to 100 feet



The "Adjust-a-Valve" valve core depressor easily opens out-of-tolerance Schrader valves. Simply adjust height with needle-nose pliers. Designed for repeat usage; replacement is convenient.

### Inspect your hoses on a regular basis.

Since 1964, YELLOW JACKET 1/4" charging hoses have "year of manufacture" coded or listed on the rim of the nut. Prior to 2006, a series of I's, X's, O's, A's, B's or C's indicated the year. Since mid-2006, the actual year of manufacture has been used. **If your hoses are more than five years old, we recommend that you replace them.**

Fittings available for 1/4" original and PLUS II™ hoses			
Type	Str.	45°	90°
1/8" Female flare			
3/16" Female flare			
1/4" Female flare			
1/4" Female SealRight™			
3/8" Female flare			
5/16" Female flare			
1/4" Male flare			
1/8" NPT Male			
1/4" NPT Male			
1/2" Female Acme			
14 mm Male			

Not all hose and fitting combinations are listed in this catalog. Ask for specifics.

6	1964	4 BBBB	1997
1	1970	3 BBB	1998
6 IIIIII	1971	2 BB	1999
1 I	1976	1 B	2000
6 XXXXXX	1977	6 CCCCCC	2001
1 X	1982	5 CCCCC	2002
6 OOOOOO	1983	4 CCCC	2003
1 O	1988	3 CCC	2004
6 AAAAAA	1989	2 CC	2005
1 A	1994	1 C or 2006	2006
6 BBBBBB	1995	2007	2007
5 BBBBB	1996	2008	2008

Ounces of liquid held per foot of hose at 80° F							
Hose type	R-12	R-22	R-134a	R-404A	R-407C	R-410A	R-502
1/4" Original	0.36	0.33	0.33	0.29	0.31	0.29	0.33
1/4" PLUS II™	0.36	0.33	0.33	0.29	0.31	0.29	0.33
1/4" Heavy duty	0.34	0.31	0.32	0.27	0.30	0.28	0.32
3/8" PLUS II™	0.85	0.77	0.78	0.67	0.73	0.68	0.78
3/8" Heavy duty	0.85	0.77	0.78	0.67	0.73	0.68	0.78
1/2" Heavy duty	1.85	1.68	1.70	1.47	1.60	1.49	1.71
3/4" Heavy duty	3.89	3.53	3.58	3.09	3.37	3.13	3.60

## AMMONIA CHARGING HOSE



Available black only

Designed with steel quick couplers at both ends. Features include:

- Regular CH20 gaskets for 1/4" hoses (19010, 19020). CH11 gaskets for 3/8" hoses (19011)
- 1/4" – 3500 psi (241 bar) minimum burst, 900 psi (62 bar) maximum working pressure
- 3/8" – 3000 psi (207 bar) minimum burst, 900 psi (62 bar) maximum working pressure
- Operating temperature -20° to 180°F (-28.8° to 82.2°C)
- Made in the USA



1/4" Str. fl. x 1/4" 45°			3/8" Str. fl. both ends	
UPC#	Part#	Length	UPC#	Part#
16848	NHA-48"	48"	19448	NBC-48"
16872	NHA-72"	72"	19472	NBC-72"
16896	NHA-96"	96"	19496	NBC-96"
16910	NHA-120"	10'	19510	NBC-120"
16912	NHA-144"	12'	19512	NBC-144"

### Steel half union ammonia fittings

UPC#	Description
16801	1/4" Male fl. x 1/4" NPT Male Str.
16802	1/4" Male fl. x 1/4" NPT Male 90°
16803	3/8" Male fl. x 1/4" NPT Male

NH<sub>3</sub> manifold on page 44.

## CYLINDER VALVE HOSES

With finger tight drum fitting



Designed for finger tight operation on 125 lb. and 145 lb. refrigerant cylinders. Gaskets seal without wrenches.

- Operating temperature -20° to 180°F (-28.8° to 93.3°C)
- 3/8" Hose 3000 psi (207 bar) minimum burst, 600 psi (41 bar) maximum working pressure
- 1/4" Heavy duty hose 3500 psi (241 bar) minimum burst, 900 psi (62 bar) maximum working pressure
- Made in the USA

UPC#	Length	Part#	Type	Fittings
18612	12"	CVX-12	1/4" Heavy duty	1/4" Male flare x 3/4" NPS
18912	12"	CVY-12	3/8" Heavy duty	3/8" Male flare x 3/4" NPS
18072	72"	CVH-72	1/4" Original	1/4" Female flare x 3/4" NPS
18372	72"	CVB-72	3/8" Standard	3/8" Female flare x 3/4" NPS

UPC#	Description
19020	Replacement gasket for 1/4" and 1/2" Acme hose (10 pak)
18001	Cylinder gasket (10 pak)

Use cylinder valve adapters only. See page 31.

## AMMONIA HOSE (permanent installation)



Specially designed 1/2" I.D. hose with steel fittings, 2000 psi (138 bar) minimum burst, 400 psi (28 bar) maximum working pressure.

- Operating temperature -20° to 180°F (-28.8° to 82.2°C)
- Made in the USA

Length	1/4" NPT Male	3/8" NPT Male	1/2" NPT Male
6'	78506	78406	78306
8'	78508	78408	78308
10'	78510	78410	78310
12'	78512	78412	78312

Other lengths up to 50' available. Please specify length and size.

## FUEL OIL ASSEMBLY HOSES

Reinforced hose designed for quick pump to nozzle connection and oil burner connections.

- Flexible to absorb vibration and swelling while providing positive cut-off
- 1250 psi (86 bar) minimum burst, 250 psi (17 bar) maximum working pressure
- Operating temperature -20° to 180°F (-28.8° to 82.2°C)
- Made in the USA



UPC#	Length	Description
78041	12"	3/16" Female flare x 3/16" Female flare pump to nozzle connector
78042	12"	1/4" Female flare x 1/4" Female flare pump to nozzle connector
78112	12"	1/8" NPT Female swivel x 1/8" NPT Male pump to nozzle connector or gauge to pump
78043	18"	3/16" Female flare x 3/16" Female flare pump to nozzle connector
78044	18"	1/4" Female flare x 1/4" Female flare pump to nozzle connector

Longer lengths available.

## OIL PUMP VIBRATION ELIMINATOR

Reinforced rubber hose helps eliminate noise and vibration when installed in a heating system.

- 1250 psi (86 bar) minimum burst, 250 psi (17 bar) maximum working pressure
- Operating temperature -20° to 180°F (-28.8° to 82.2°C)



UPC#	Length	Description
78012	12"	3/8" Male flare x 1/4" NPT Male Oil burner connector

## HIGH TEMPERATURE PRESSURE CONTROL HOSE

For HFC, HCFC and CFC refrigerants

Pressure control hose is constructed of a thermoplastic polymer inner tube and cover to eliminate the vibration failures of copper capillary tube installations.

- The higher temperature ratings up to 266°F eliminate the failures caused by maximum loads on rubber hoses
- Polyester braid reinforcement with high tensile strength and high modulus withstand higher pressures

- Black oxide finish
- Yellow color makes hose easily visible inside system
- 3000 psi (207 bar) minimum burst, 600 psi (41 bar) maximum working pressure
- Hex style fittings with 1/4" SAE thread. Straight or 90° with copper gaskets
- Operating temperature -20° to 266°F (-28.8° to 130°C)



Yellow hose		
Length* (assembly)	UPC#	
	Str. x Str.	Str. x 90°
12"	78612	78712
18"	78618	78718
24"	78624	78724
30"	78630	78730
36"	78636	78736
48"	78648	78748
60"	78660	78760
72"	78672	78772

\* Special lengths are readily available.

UPC#	Description
59651	1/4" Replacement copper gasket (10 pak)
59652	3/8" Replacement copper gasket (10 pak)

### PTFE HOSES HAVE BEEN DISCONTINUED DUE TO HIGH PERMEATION RATINGS.

For high pressure applications, please see High Temperature Pressure Control Hose.

## PRESSURE CONTROL HOSE



- Made in the USA

Black hose		
1/4" Hex fittings assemblies Operates to 600 psi and 180°F		
Length	Str. x Str.	Str. x 90°
12"	78212	78113
18"	78218	78118
24"	78224	78124
30"	78230	78130
36"	78236	78136
48"	78248	78148
60"	78260	78160
72"	78272	78172
3/8" Hex fittings assemblies Operates to 500 psi and 180°F		
12"	00101	N/A
18"	00102	N/A
24"	00103	N/A
36"	00104	N/A
48"	00105	N/A
60"	00438	N/A
72"	00193	N/A





# STAINLESS STEEL HOSE SPECIFICATIONS

YELLOW JACKET stainless steel assemblies are 300 series corrugated hose and braid for applications where temperature and pressure could be a problem.

With stainless steel braid wrapping a stainless steel core, all hoses on this page prevent permeation and moisture infusion. Use with all standard refrigeration oils and refrigerants, as well as the new alternative oils and refrigerants including R-123.

Applications: vacuum and charging, vibration isolation, movable components and permanent application. **Not for use with NH<sub>3</sub>.**


Stainless steel hose specifications				
Size	Max psi working*	Flexing bend radius	Permanent bend radius	Temperature/pressure correction
1/4"	1275 (88 bar)	5.5"	1"	68°F - 1.00 200°F - .86 300°F - .80 400°F - .78 500°F - .77 800°F - .76 900°F - .74 1000°F - .70
3/8"	1000 (69 bar)	6.5"	1-1/4"	
1/2," 5/8"	1200 (83 bar)	8.5"	1-1/2"	
3/4," 7/8"	725 (50 bar)	10"	2"	
1," 1-1/8"	700 (48 bar)	11.5"	2-3/4"	
1-1/4," 1-3/8"	550 (38 bar)	13"	3-1/4"	
1-1/2"	450 (31 bar)	15"	3-3/4"	
2"	450 (31 bar)	17.5"	5"	
2-1/2"	300 (21 bar)	21"	7"	
3"	350 (24 bar)	23"	9"	


\* PSI at 68°F with a 4-to-1 safety factor. Core is T-321 SS with 300 Series SS braid.

Standard and custom length assemblies are made to order. Minimum length 12."

## QUICK COUPLER ASSEMBLY For vacuum and charging


Oversized to increase flow and speed evacuation. Pull 25 microns and better on 36" length.

- Brass quick coupler
- Standard 45° angle at one end on 1/4" and 3/8" (90° available)
- Straight fittings only on 1/2", 5/8" and 3/4"
- Made in the USA 




Length	Str. x 45° 1/4" I.D.	Str. x 45° 3/8" I.D.	Str. x Str. 1/2" I.D.	Str. x Str. 5/8" I.D.	Str. x Str. 3/4" I.D.
36"	81636	81736	81836	81936	82036
48"	81648	81748	81848	81948	82048
60"	81660	81760	81860	81960	82060

## SWEAT FITTING ASSEMBLY




Female sweat fitting		Male sweat fitting	
86136	1/4" x 36"	85136	1/4" x 36"
86236	3/8" x 36"	85236	3/8" x 36"
86336	1/2" x 36"	85336	1/2" x 36"
86436	5/8" x 36"	85436	5/8" x 36"
86536	3/4" x 36"	85536	3/4" x 36"
86636	7/8" x 36"	85636	7/8" x 36"
86736	1-1/8" x 36"	85736	1-1/8" x 36"
86836	1-3/8" x 36"	85836	1-3/8" x 36"

Manufactured with straight, copper sweat ends.

- Male sweat to fit inside mating tube
- Female sweat to fit outside mating tube
- Made in the USA 

## FLARE ASSEMBLY For display cases, etc.



Stainless steel assemblies are made with a combination of Male and Female flares. Custom assemblies can be made. 

Fl. size x length	Male fl. x Male fl.	Male fl. x Fe. fl.	Fe. fl. x Fe. fl.
1/4" x 36"	82136	83136	84136
1/4" x 48"	82148	83148	84148
3/8" x 36"	82236	83236	84236
3/8" x 48"	82248	83248	84248
1/2" x 36"	82336	83336	84336
1/2" x 48"	82348	83348	84348
5/8" x 36"	82436	83436	84436
5/8" x 48"	82448	83448	84448
3/4" x 36"	82536	83536	84536
3/4" x 48"	82548	83548	84548


NOTE: Stainless steel hoses are made-to-order and cannot be returned.

NOTE: Custom lengths are available for all stainless steel hose assemblies on this page.

### GET MAXIMUM BENEFIT FROM YOUR YELLOW JACKET METAL HOSES

Keep your hoses on the job longer and the YELLOW JACKET warranty in effect by avoiding sharp bending and twisting that causes early failure. The warranty does not cover fatigue failure. Replace gaskets in quick couplers as needed to ensure a proper sealing.



## HOSE ADAPTERS, VALVES AND PARTS





## 1/4" 4-IN-1 BALL VALVE TOOL

For vacuum, charge, cores and recovery



Remove and replace Schrader cores without losing charge.

- Extra 1/4" side port on 18975 to attach electronic micron vacuum gauge right at system for greater accuracy or to add refrigerant
- Evacuate and charge through an unrestricted line for increased speed and higher vacuum
- Core removal allows recovery unit to work at maximum efficiency, speeding the recovery process

UPC#	Description
18975	Vacuum/charge valve with side port
18971	Vacuum/charge valve without side port
18980	Accessory set - 2 piece
18978	Schrader rethreading accessory
18979	Broken Schrader remover accessory
18997	Grappler rod/nut assembly
18973	Gasket for 18975 (5 pak)
18974	Seal kit includes core, cap, 4 "O" rings, gasket
19305	Schrader cores (10 pak)

## 5/16" 4-IN-1 BALL VALVE TOOL

For R-410A systems with 5/16" access ports



Similar to the 1/4" 4-in-1 core tool but with 5/16" flare fittings. For use with R-410A systems and mini splits with larger 5/16" service ports.

UPC#	Description
18985	5/16" Vacuum/charge valve with side port
18981	5/16" Vacuum/charge valve without side port
18987	5/16" Grappler rod/nut assembly
18988	5/16" Rethread accessory
18989	5/16" Schrader remover
18984	Seal kit includes core, cap, 4 "O" rings, gaskets
19305	Schrader cores (10 pak)

## COMPACT BALL VALVES

1/4" and 5/16"



Compact ball valves feature full flow for charging and recovery. Metal valve handle.

- 1/4" ball valves are UL recognized to 4000 psi (276 bar) minimum burst, 800 psi (55 bar) maximum working pressure
- 5/16" for R-410A applications where 5/16" system ports are used
- 5/16" are UL recognized to 4000 psi (276 bar) minimum burst, 800 psi (55 bar) maximum working pressure

UPC#	Description
93844	1/4" Compact ball valve – straight
93843	1/4" Compact ball valve – 45°
93842	45° Compact ball valves (3 pak)
93825	5/16" Compact ball valve for 5/16" Female flare x 1/4" Male flare
93826	5/16" Compact ball valve for 1/4" Female flare x 5/16" Male flare
93827	5/16" Compact ball valve for 5/16" Female flare x 5/16" Male flare

## FULL CONTROL BALL VALVES FOR VACUUM/CHARGING



When building your own charging/vacuum system, these straight flow-through valves connect hoses and provide full-flow capacity.

- No angles to cause restrictions and pressure drops
- Handle position shows when the valve is opened or securely closed

Use gaskets on page 33.

	M. fl. x M. fl.	M. fl. x 1/4" FPT	M. fl. x Fe. fl.	Gaskets
1/4" SAE*	93834	93833	93844	19020
5/16" SAE	–	–	93827	19020
3/8" SAE*	93836	93832	93846	19011
1/2" SAE	93838	–	93848	19015
1/2" Acme*	93830	93831	93840	19020
19095	Replacement handle/screw for all 1/4", 3/8" and Acme valves			
19096	Replacement handle/screw for all 1/2" flare valves			

\* UL Listed




## VALVE CORE TOOL



Self contained tool for quickly removing and replacing cores. Handle contains six cores.

UPC#	Description
19306	Valve core tool

## GAS RETENTION VALVE




- Valve controls refrigerant flow from access fitting
- Closes Schrader before disconnecting
- Back seat valve feature to retain gas in hose when disconnecting
- 1/4" Female flare x 1/4" Male flare
- Made in the USA

UPC#	Description
18990	Vacuum/Charge valve with side port
19000	Vacuum/Charge valve
18993	Core depressor valve

Replacement parts	
18995	"O" ring set
18996	Shut-off stem
18997	Grappler rod/nut assembly

## QUICK COUPLER-STYLE BRAZE-IN FITTINGS



Braze-in brass fitting with replaceable soft seat. Quick coupler-style fittings are the same as supplied on metal hose.

UPC#	Description
19082	1/4" Str. Female fl. with CH20 gasket
19083	1/4" 45° Female fl. with CH20 gasket
19084	1/4" 90° Female fl. with CH20 gasket
19085	3/8" Str. Female fl. with quad ring
19086	3/8" 45° Female fl. with quad ring
19087	3/8" 90° Female fl. with quad ring
19088	1/2" Str. only Female with CH80 gasket

Use 19015 (CH80), 19020 (CH20) and 19026 (quad ring) seals.

UPC#	Description	
Compact ball valve assemblies		
29001	1/4" Yellow ball valve adapter	
29201	1/4" Blue ball valve adapter	
29601	1/4" Red ball valve adapter	
29980	3 pak (29001, 29201, 29601)	

## 125 AND 145 LB. CYLINDER VALVE ADAPTER



Finger tight adapters fit 125 and 145 lb. cylinders. Seal remains seated.

UPC#	Description
19105	3/4" NPS cylinder adapter with 1/4" Male flare
19106	3/4" NPS cylinder adapter with 3/8" Male flare
18001	Replacement gasket (10 pak)

## VACUUM PUMP INTAKE ADAPTER



Reducing adapter for pump intakes on SUPEREVAC™ and other vacuum pumps.

UPC#	Description
19130	3/8" Fe. fl. x 1/4" M. fl. adapter
19131	1/2" Fe. fl. x 3/8" M. fl. adapter
19132	1/2" Fe. fl. x 1/4" M. fl. adapter
19160	1/2" Fe. fl. x 1/2" M. Acme adapter
19133	3/8" Fe. fl. x 1/2" M. fl. adapter

## VACUUM PUMP ADAPTER



Convert a 3/8" or 1/2" vacuum pump intake into 1/4" and 1/2" Acme R-134a compatible fittings.

UPC#	Description
36018	1/2" Pump adapter with 1/4" flare and 1/2" Acme Male fittings
36019	3/8" Pump adapter with 1/4" flare and 1/2" Acme Male fittings

## MODIFIED NEEDLE VALVE In-line control



UPC#	Description
69670	Needle type bleed valve 1/4" flare
19020	Gaskets (10 pak)

## MANIFOLD PARTICULATE FILTER



Manifold particulate filters trap particles before they damage valve seats or pass into recovery equipment. Screens are replaceable and cleanable.

UPC#	Description
41119	1/4" Manifold particulate filter
41120	3/8" Manifold particulate filter
41121	1/2" Manifold particulate filter
41122	Replacement filter screen (5 pak)

## ADD-A-HOSE COUPLER




Add-a-hose couplers easily connect hoses to the length desired.

UPC#	Description	UPC#	Description
19143	3/16" Male flare	19150	5/8" Male flare
19144	1/4" Male flare	19152	3/4" Male flare
19146	3/8" Male flare	19142	1/2" Acme
19148	1/2" Male flare	-	-

RECOVERY MACHINES  
 SUPERVAC SYSTEMS  
 VACUUM AND CHARGING HOSES  
 HOSE ADAPTERS, VALVES AND PARTS  
 CHARGING SYSTEMS  
 GAUGES  
 ELECTRONIC INSTRUMENTS  
 HEATING INSTRUMENTS  
 LEAK MONITORS AND DETECTORS  
 SYSTEM TOOLS

## QUICK COUPLERS Expanded line



- Full size with deep knurling for easy handling
- CH14 "Adjust-a-Valve" opener in all 1/4" Female ends
- Acme conversion couplers are available for recovery tank threads and R-134a cylinder threads
- 5/16" Conversion couplers available
- Made in the USA

UPC#	Description
<b>Straight quick couplers</b>	
19125	1/8" Female QC x 1/4" Male flare (Ford)
19120	3/16" Female QC x 1/4" Male flare (GM)
19101	1/4" Female QC x 1/4" Male flare
19102	1/4" Female QC x 3/8" Male flare
19111	1/4" Female QC Str. x 1/8" NPT Male
19116	1/4" Female QC Str. x 1/4" NPT Male
19118	1/4" Female QC Str. x 1/4" NPT Female
19103	3/8" Female QC x 3/8" Male flare
19104	3/8" Female QC x 1/4" Male flare
19115	1/2" Female QC x 3/8" Male flare
19114	3/8" Female QC x 1/2" Male flare

## QUICK COUPLERS Schrader core in male end



UPC#	Description
------	-------------

### 90° Quick couplers

19220	3/16" Female QC 90° x 1/4" Male flare
19201	1/4" Female QC 90° x 1/4" Male flare
19202	1/4" Female QC 90° x 3/8" Male flare
19203	3/8" Female QC 90° x 3/8" Male flare
19214	3/8" Female QC 90° x 1/2" Male flare

### Gauge quick couplers with CH14 adjustable valve opener

19110	1/4" Female QC x 1/8" NPT Fe.
19210	1/4" Female QC 90° x 1/8" NPT Fe.

### 5/16" Quick couplers with CH14 adjustable valve opener

19121*	5/16" QC Str. x 1/4" Male flare
19221*	5/16" QC 90° x 1/4" Male flare
19122*	1/4" QC Str. x 5/16" Male flare
19222*	1/4" QC 90° x 5/16" Male flare

### ACME 1/2" couplers – auto straight

19161	1/4" Female QC x 1/2" Acme Male
19162	1/4" Female hex x 1/2" Acme Male for permanent applications
19166	1/2" Acme Male x 1/2" Acme Female
19165	1/2" Acme Female x 1/4" Male flare
19168	1/2" Acme Female x 1/8" NPT Male
19158	1/2" Acme Female x 14 mm Male

\* Not pictured

- All couplers have Schrader valve cores in Male flare end
- Female coupler end has deep knurling for easy handling
- Patented CH14 "Adjust-a-Valve" opener in all 1/4" Female ends
- Made in the USA

UPC#	Description
------	-------------

### Straight quick couplers

19171	1/4" Female QC x 1/4" Male flare
19172	3/8" Female QC x 1/4" Male flare

### 90° Bend quick couplers

19191	1/4" Female QC x 1/4" Male flare
19192	3/8" Female QC x 1/4" Male flare

### 45° R-410A couplers

19173	5/16" Female QC x 1/4" Male flare
19174	1/4" Female QC x 5/16" Male flare
19175	5/16" Female QC x 5/16" Male flare

## SEALRIGHT™ QUICK COUPLERS

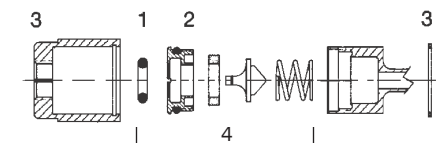


SealRight fittings automatically and immediately trap refrigerant in the hose when disconnected, helping meet non-venting regulations and preventing finger burns. One-piece attaches quickly, saving up to 50 percent in time compared to 2-piece quick couplers.

- Works with or without Schrader core
- Gaskets resist deterioration from SealRight repair assembly components
- CFC, HCFC, HFC refrigerants and refrigerant oils. Field serviceable
- **Not recommended for R-410A systems**
- Made in the USA

UPC#	Description
------	-------------

19109	1/4" SealRight Str. x 1/4" Male flare
19208	1/4" SealRight 45° x 1/4" Male flare
19209	1/4" SealRight 90° x 1/4" Male flare
19100	Set of 19109 and 19209
19117	1/4" SealRight Str. x 3/8" Male flare
19217	1/4" SealRight 90° x 3/8" Male flare
19128	1/4" SealRight Str. x 1/8" NPT Female
19129	1/4" SealRight Str. x 1/4" NPT Female
19169	Acme 1/2" SealRight x 1/2" Acme
19163	Acme 1/2" SealRight x 1/4" Male flare



UPC#	Description
------	-------------

### SealRight repair assembly components

19037	"O" rings (10 pak) (1)
19038	Plug assembly with all seals (2)
19039	Nut and clip (3)
19040	Rebuild kit (4)
19041	Overhaul kit with all above parts
19045	Gasket set

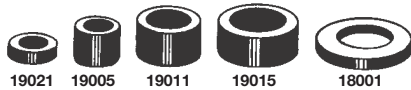
# SINGLE VALVES



- Individual manifolds for hi- and lo-sides of system
- Individual valves are available in two or three port versions
- Nylon seals with double “O” rings
- Made in the USA

UPC#	Description
40317	Hi-side manifold with gauge
40318	Lo-side manifold with gauge and hook
40315	2 Port valve – 1/8" NPT Female x 1/4" Male flare
40325	3 Port valve – 1/8" NPT Female x 2 1/4" Male flares
40350	2 Port valve – 1/4" QC Female with CH14 depressor x 1/4" Male flare with Schrader
40326	Lo-side 1/4" valve for R-410A

## QUICK COUPLER GASKETS AND “O” RINGS



The only gaskets designed for optimum performance with YELLOW JACKET Charging Hoses. Works with all refrigerants. Manufactured to strict tolerances to resist blow out.

UPC#	Gasket/Part	Quantity	Application
19020	CH20/10	10	1/4" Hose 5/16" Hose 1/2" Acme hose
19005	CH20/100	100	1/4" Hose
19011	CH11	10	3/8" Hose
19015	CH80	10	1/2"-5/8" Hose
19012	E hose	10	3/4" Hose
18001**		10	Cylinder valve
19021	1/8" Gasket	10	1/8" Coupler
19022		5	60667 Recovery pliers
19010	CH20 and CH14	6 3	1/4" Hose opener

UPC#	“O” ring	Quantity	Application
19025*	–	10	1/4" Quad ring
19026*	–	10	3/8" Quad ring
19027*	–	10	1/2" Quad ring
19034	–	10	“O” ring for 14 mm Male
19037	–	10	1/4" SealRight “O” ring
19094	–	10	Snap-It “O” rings

UPC#	Description
59651	1/4" Copper gaskets (10 pak)
59652	3/8" Copper gaskets (10 pak)
59653	1/2" Copper gaskets (10 pak)
59654	5/8" Copper gaskets (10 pak)
59655	3/4" Copper gaskets (10 pak)

\* Gaskets for some metal hose sizes. Others use 19020 or 19011 gaskets.  
\*\*Flat washer.

## PARTS KITS AND EMPTY BOXES

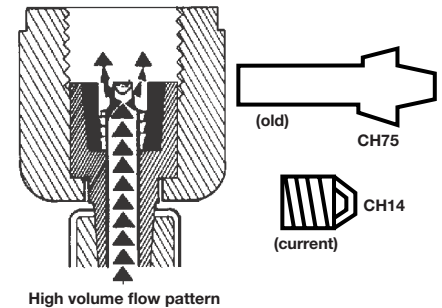


The **19003** complete kit includes the following gaskets, valve openers and SealRight parts in a 12 compartment case.

- Five 1/8" gaskets
- Five 1/8" valve openers
- One hundred 3/16"-1/4" gaskets
- Ten 1/4" Adjust-a-Valve openers
- Ten 1/4" flat valve openers
- Ten 3/8" gaskets
- Ten 1/2"-5/8" gaskets
- Ten cylinder valve flat gaskets
- Ten SealRight “O” rings
- Four SealRight plug and seal assemblies
- Four 1/4" SealRight nut and clip

UPC#	Description
19003	Complete kit
19004	11" x 6-3/4" x 3/4" Kit box with parts label
60177	11" x 6-3/4" x 3/4" 6 Compartments empty
60178	11" x 6-3/4" x 3/4" 12 Compartments empty
60135	11" x 6-3/4" x 3/4" 18 Compartments empty

## “ADJUST-A-VALVE™” OPENERS



The patented “Adjust-a-Valve” reaches out-of-tolerance Schrader valves in 1/4", 3/16" and 5/16" couplers. Simply rotate the opener with needle-nose pliers to the desired height and when finished, rotate it back. (Pat. No. 3592439). “Adjust-a-Valve” for 1/4" and 5/16" hoses is the same.

UPC#	Description
19302	“Adjust-a-Valve” openers (10 pak)
19301	1/4" Valve openers (10 pak)
19304	1/8" Valve openers (10 pak)



RECOVERY MACHINES  
 SUPERLEAK SYSTEMS  
 VACUUM AND CHARGING HOSES  
 HOSE ADAPTERS, VALVES AND PARTS  
 CHARGING SYSTEMS  
 GAUGES  
 ELECTRONIC INSTRUMENTS  
 HEATING INSTRUMENTS  
 LEAK MONITORS AND DETECTORS  
 SYSTEM TOOLS



RECOVERY MACHINES  
 SUPERVAC SYSTEMS  
 VACUUM AND CHARGING HOSES  
 HOSE ADAPTERS, VALVES AND PARTS  
 CHARGING SYSTEMS  
 GAUGES  
 ELECTRONIC INSTRUMENTS  
 HEATING INSTRUMENTS  
 LEAK MONITORS AND DETECTORS  
 SYSTEM TOOLS

## AUTOMOTIVE R-134a A/C COUPLERS

Premium with control valve



Couplers interface with R-134a service ports. 14 mm Female thread or 1/4" Male flare available.

- Quick, easy connect/disconnect
- Control valve for access to systems even at working pressures
- Integral safety sleeve holds coupler securely to service port
- Highest flow characteristics
- Low profile for tight applications

UPC#	Description
41301	Chrome hi-side x 14mm R-134a coupler
41302	Chrome lo-side x 14mm R-134a coupler
41327	Hi-side x 3/8" Male fl., R-134a coupler
41328	Lo-side x 3/8" Male fl., R-134a coupler
41337	Hi-side x 1/4" Male fl., R-134a coupler
41338	Lo-side x 1/4" Male fl., R-134a coupler
41300	Replacement "O" rings (2 pak)

## LIQUID CHARGING ADAPTER

Convert liquid to saturated vapor



Liquid charging is recommended when charging blends into refrigeration and air conditioning systems. A liquid charging adapter is necessary for safe and fast liquid (saturated vapor) charging through the low pressure side of a system. The YELLOW JACKET liquid charging adapter connects to the cylinder valve or refrigerant tank.

- To protect the compressor, adapter orifice reduces liquid flow to a level below compressor capacity
- Refrigerant flashes off into a saturated vapor to speed entry
- Eliminates the time and work of heating cylinders

UPC#	Description
41123	1/4" Liquid charging adapter
41124	5/16" Liquid charging adapter
41132	Replacement "O" ring/orifice for 1/4" adapter
41138	Replacement "O" ring/orifice for 5/16" adapter

## AUTOMOTIVE R-134a ECONOMY A/C COUPLERS



A basic R-134a service coupler with no control valve. Snaps on for instant flow.

UPC#	Description
41318	Lo-side coupler with 1/4" flare
41317	Hi-side coupler with 1/4" flare
41305	Replacement "O" ring set (6 pak)


## WRAP-AROUND HEATER FOR REFRIGERANT CYLINDER

- Fits 30, 50 and 125 lb. cylinders
- Thermostat controlled with maximum 130°F (54°C) and minimum 120°F (48.8°C) (surface temperature of tank)
- Cycles on/off to maintain surface temperature
- 200 watt, 115V or 230V
- 20" velcro straps and 6' cord



UPC#	Description
68848	Wrap-around cylinder heater 115V
68849	Wrap-around cylinder heater 230V

## AUTOMOTIVE A/C FITTINGS AND COUPLERS



Adapter fittings designed to work with 1/2" Acme or 14 mm threads.

UPC#	Description
19157*	14 mm Male x 1/4" Male flare
19156*	14 mm Male x 3/8" Male flare
19161	1/2" Acme Male x 1/4" Female flare
19165	1/2" Acme Female x 1/4" Male flare
19158	1/2" Acme Female x 14 mm Male
19162	1/2" Acme Male x 1/4" Female flare hex
19168	1/2" Acme Female x 1/8" Male pipe
19169	1/2" Acme Male x 1/2" Acme SealRight
19163	1/2" Acme SealRight x 1/4" Male flare
19166	1/2" Acme Female x 1/2" Acme Male
40265	1/2" Acme Male x 1/8" NPT Male half union
19142	1/2" Acme union
19153*	1/2" Acme Female hex x 13 mm R-134a lo-side Male for A/C system

\* Not pictured

**CHARGING SYSTEMS**







YELLOW JACKET®

# TITAN™ °F and °C 4-Valve Test and Charging Manifold

The first forged aluminum manifold in the industry






Forged aluminum alloy body makes this unit lightweight for handling ease with the durability and reliability required for repeated use.

- Fourth hose to enable connection to hi-/lo-sides, refrigerant tank and recovery unit or vacuum pump for diagnostics, evacuation and charging without switching hoses
- 3/8" Vacuum port for use with larger hose to cut evacuation time by up to 33% (all other fittings are 1/4")
- Large, easy-to-read 3-1/8" (80 mm) steel case red and blue, 1% accuracy (Class 1) gauges
- Front access for easy field recalibration



- Double "O" ring piston for reliability and long service life

- Exclusive 100 mesh filter in-line on all flare fittings helps keep out particulate material and extend the life of the seats
- Contoured easy-grip handles for positive control; color-coded for ready identification
- Sight glass to easily view refrigerant movement and condition during charging and recovery
- Optional protective gauge boots available
- Heavy duty hook won't pull out
- Also available with 3-1/2" (80 mm) red and blue liquid-filled gauges
- Manifold and hose holder fittings 1/4"-3/8"-1/4"-1/4" unless otherwise identified
- Made in the USA 

Replacement parts on page 39.

TITAN™ 4-Valve				
UPC#	Description - °F/°C	Gauges	Scale	Refrigerant
49892	Manifold only	Solar	bar/psi/MPa	R-22/134a/404A/407C/410A/422D/427A/507
49895	With 60" PLUS II™ RYB and 3/8" x 45°	Solar	bar/psi/MPa	
49922	Manifold only	Liquid	bar/psi	R-22
49925	With 60" PLUS II™ RYB and 3/8" x 45°	Liquid	bar/psi	
UPC#	Description - °F	Gauges	Scale	Refrigerant
49962	Manifold only	Red/Blue	bar/psi	R-410A
49982	Manifold only	Liquid	bar/psi	
49960	With 60" PLUS II™ compact ball valve RYB and 3/8" x 45°	Red/Blue	bar/psi	
49965	With 60" PLUS II™ RYB and 3/8" x 45°	Red/Blue	bar/psi	
49973	Manifold only	Liquid	psi	R-22/410A
49977	With 60" PLUS II™ RYB and 3/8" x 45°	Liquid	psi	
49963	Manifold only	Red/Blue	psi	R-22/404A/410A
49967	With 60" PLUS II™ RYB and 3/8" x 45°	Red/Blue	psi	
49968	With 60" PLUS II™ compact ball valve RYB and 3/8" x 45°	Red/Blue	psi	
49283*	Manifold only	Red/Blue	psi	
49902	Manifold only	Red/Blue	psi	R-12/22/502
49905	With 60" PLUS II™ RYB and 3/8" x 45°	Red/Blue	psi	
49983	Manifold only	Red/Blue	psi	R-22/134a/404A
49987	With 60" PLUS II™ RYB and 3/8" x 45°	Red/Blue	psi	
49993	Manifold only	Liquid	psi	
49997	With 60" PLUS II™ RYB and 3/8" x 45°	Liquid	psi	
49932	Manifold only	Red/Blue	psi	R-134a/404A/407C
49935	With 60" PLUS II™ RYB and 3/8" x 45°	Red/Blue	psi	
49952	Manifold only	Liquid	psi	
49955	With 60" PLUS II™ RYB and 3/8" x 45°	Liquid	psi	
UPC#	Description - °C	Gauges	Scale	Refrigerant
49969	Manifold only with 5/16"-3/8"-1/4"-5/16" hose holder fittings	Red/Blue	bar/psi	R-410A
49970	Manifold only with 5/16"-3/8"-5/16"-5/16" manifold and hose holder fittings	Red/Blue	bar/psi	
49906	Manifold only	Red/Blue	bar/MPa	R-12/22/502
49916	Manifold only	Red/Blue	bar/psi	
49933	Manifold only	Red/Blue	bar/psi	R-22/134a/404A
49903	Manifold only	Red/Blue	bar/psi	R-22/134a/407C
49936	Manifold only	Red/Blue	bar/MPa	R-134a/404A/407C
49956	Manifold only	Red/Blue	bar/psi	

\*  Manifold comes standard with certified gauges. For more information on the certification of 3-1/8" gauges, see page 49.

# TITAN™ 2-VALVE TEST & CHARGING MANIFOLD °F and °C

RECOVERY MACHINES  
 SUPERVAC SYSTEMS  
 VACUUM AND CHARGING HOSES  
 HOSE ADAPTERS, VALVES AND PARTS  
 CHARGING SYSTEMS  
 GAUGES  
 ELECTRONIC INSTRUMENTS  
 HEATING INSTRUMENTS  
 LEAK MONITORS AND DETECTORS  
 SYSTEM TOOLS




Comes with the same features and benefits as the TITAN™ 4-valve unit. All fittings 1/4" unless otherwise noted.

Replacement parts on page 39.

UPC#	Description - °F/°C	Gauges	Scale	Refrigerant
49792	Manifold only	Solar	bar/psi/MPa	R-22/134a/404A/407C/410A/422D/427A/507
49795	With 60" PLUS II™ RYB	Solar	bar/psi/MPa	
UPC#	Description - °F	Gauges	Scale	Refrigerant
49862	Manifold only	Red/Blue	bar/psi	R-410A
49865	With 60" PLUS II™ RYB	Red/Blue	bar/psi	
49860	With 60" PLUS II™ compact ball valve RYB	Red/Blue	bar/psi	
49802	Manifold only	Red/Blue	psi	R-12/22/502
49282*	Manifold only	Red/Blue	psi	
49805	With 60" PLUS II™ RYB	Red/Blue	psi	
49801	With 60" PLUS II™ SealRight RYB	Red/Blue	psi	
49883	Manifold only	Red/Blue	psi	R-22/134a/404A
49887	With 60" PLUS II™ RYB	Red/Blue	psi	
49889	With 60" PLUS II™ SealRight RYB	Red/Blue	psi	
49863	Manifold only	Red/Blue	psi	R-22/404A/410A
49281*	Manifold only	Red/Blue	psi	
49867	With 60" PLUS II™ RYB	Red/Blue	psi	
49868	With 60" PLUS II™ compact ball valve RYB	Red/Blue	psi	
49832	Manifold only	Red/Blue	psi	R-134a/404A/407C
49835	With 60" PLUS II™ RYB	Red/Blue	psi	
49831	With 60" PLUS II™ SealRight RYB	Red/Blue	psi	
49847	With 72" PLUS II™ Acme fittings RYB	Red/Blue	psi	R-134a
UPC#	Description - °C	Gauges	Scale	Refrigerant
49869	Manifold only with 5/16"-1/4"-5/16" hose holder fittings	Red/Blue	bar/psi	R-410A
49870	Manifold only with 5/16" fittings	Red/Blue	bar/psi	
49806	Manifold only	Red/Blue	bar/MPa	R-12/22/502
49816	Manifold only	Red/Blue	bar/psi	
49833	Manifold only	Red/Blue	bar/psi	R-22/134a/404A
49803	Manifold only	Red/Blue	bar/psi	R-22/134a/407C
49836	Manifold only	Red/Blue	bar/MPa	R-134a/404A/407C
49856	Manifold only	Red/Blue	bar/psi	

\* Manifold comes standard with certified gauges. For more information on the certification of 3-1/8" gauges, see page 49.



## PROTECTIVE GAUGE BOOTS For 2-1/2" (63.5 mm) and 3-1/8" (80 mm) gauges




Rubber boots slip easily around gauges to cushion and protect them from impact.

- Fit 2-1/2" and 3-1/8" gauges without covering easy access recalibration screw
- Color-coded red or blue to match gauge


UPC#	Description
49090	2-1/2" Set of gauge boots
49091	2-1/2" Red protective gauge boot
49092	2-1/2" Blue protective gauge boot
49190	3-1/8" Set of gauge boots
49191	3-1/8" Red protective gauge boot
49192	3-1/8" Blue protective gauge boot

# TITAN™ 4-VALVE MANIFOLD REPLACEMENT PARTS



RECOVERY MACHINES  
SUPERLEAK SYSTEMS  
VACUUM AND CHARGING HOSES  
HOSE ADAPTERS, VALVES AND PARTS  
CHARGING SYSTEMS

# TITAN™ 2-VALVE MANIFOLD REPLACEMENT PARTS



GAUGES  
ELECTRONIC INSTRUMENTS  
HEATING INSTRUMENTS  
LEAK MONITORS AND DETECTORS  
SYSTEM TOOLS



# BRUTE II™ 4-VALVE TEST & CHARGING MANIFOLD °F and °C



The *BRUTE II™* 4-Valve Test and Charging Manifold provides the flow that's proven faster than any conventional manifold. The aluminum alloy body is forged for strength and reliability with 3/8" bores through the body to speed the job.

- Fourth hose enables connection to hi-/lo-sides, refrigerant tank and recovery unit or vacuum pump for diagnostics, evacuation and charging without switching hoses
- Available in 1/4" hi-/lo-sides with 3/8" vacuum port for regular jobs, or 3/8" hi-/lo-sides with 1/2" vacuum port for larger systems

- Front access for easy field recalibration



- Double "O" ring piston for reliability and long service life
- Exclusive 100-mesh filter in-line on all flare fittings helps keep out particulate material and extend the life of the seat
- Contoured easy-grip handles for positive control; color-coded for ready identification
- Sight glass to easily view refrigerant movement and condition during charging and recovery
- Heavy duty hook won't pull out
- Also available with 3-1/2" (80 mm) red and blue liquid-filled gauges
- Manifold and hose holder fittings 1/4"-3/8"-1/4"-1/4" unless otherwise identified
- Made in the USA

Replacement parts on page 41.

## BRUTE II™ 4-Valve

UPC#	Description - °F/°C	Vacuum port	Hi/Lo charge	Gauges	Scale	Refrigerant
46001	Manifold only	3/8"	1/4"	Liquid	bar/psi	R-410A
46021	Manifold only	3/8"	1/4"	Liquid	bar/psi	R-22
46026	With 72" PLUS II™ RYB and 3/8" x 45°	3/8"	1/4"	Liquid	bar/psi	
UPC#	Description - °F	Vacuum port	Hi/Lo charge	Gauges	Scale	Refrigerant
46000	Manifold only	3/8"	1/4"	Red/Blue	bar/psi	R-410A
46003	With 60" PLUS II™ compact ball valve RYB and 3/8" x 45°	3/8"	1/4"	Red/Blue	bar/psi	
46011	Manifold only	3/8"	1/4"	Liquid	psi	R-22/410A
46010	Manifold only	3/8"	1/4"	Red/Blue	psi	R-22/404A/410A
46013	With 60" PLUS II™ compact ball valve RYB and 3/8" x 45°	3/8"	1/4"	Red/Blue	psi	
49291*	Manifold only	3/8"	1/4"	Red/Blue	psi	R-12/22/502
46020	Manifold only	3/8"	1/4"	Red/Blue	psi	
46022	With 60" PLUS II™ RYB and 3/8" x 45°	3/8"	1/4"	Red/Blue	psi	R-12/22/502
49292*	Manifold only	3/8"	1/4"	Red/Blue	psi	
46030	Manifold only	3/8"	1/4"	Red/Blue	psi	R-134a/404A/407C
46031	Manifold only	3/8"	1/4"	Liquid	psi	
46032	With 60" PLUS II™ RYB and 3/8" x 45°	3/8"	1/4"	Red/Blue	psi	R-22/134a/404A
46038	With 72" PLUS II™ RYB and 3/8" x 45°	3/8"	1/4"	Liquid	psi	
46040	Manifold only	3/8"	1/4"	Red/Blue	psi	R-22/134a/404A
46041	Manifold only	3/8"	1/4"	Liquid	psi	
46042	With 60" PLUS II™ RYB and 3/8" x 45°	3/8"	1/4"	Red/Blue	psi	R-22/134a/404A
46043	With 60" PLUS II™ compact ball valve RYB and 3/8" x 45°	3/8"	1/4"	Red/Blue	psi	
46048	With 72" PLUS II™ RYB and 3/8" x 45°	3/8"	1/4"	Liquid	psi	R-22/134a/407C
UPC#	Description - °C	Vacuum port	Hi/Lo charge	Gauges	Scale	
46160	Manifold only with 5/16"-3/8"-1/4"-5/16" hose holder fittings	-	-	Red/Blue	bar/psi	R-410A
46170	Manifold only with 5/16"-3/8"-5/16"-5/16" fittings	-	-	Red/Blue	bar/psi	
46120	Manifold only	-	-	Red/Blue	bar/MPa	R-12/22/502
46180	Manifold only	-	-	Red/Blue	bar/psi	
46130	Manifold only	-	-	Red/Blue	bar/MPa	R-134a/404A/407C
46190	Manifold only	-	-	Red/Blue	bar/psi	
46140	Manifold only	-	-	Red/Blue	bar/psi	R-22/134a/404A
46150	Manifold only	-	-	Red/Blue	bar/psi	

## BRUTE II™ 4-Valve commercial

UPC#	Description - °F/°C	Vacuum port	Hi/Lo charge	Gauges	Scale	Refrigerant
46081	Manifold only	1/2"	3/8"	Liquid	bar/psi	R-22
46084	With 3 at 3/8" x 60" heavy duty - Straight x 45° and 1 at 1/2" x 60" heavy duty - Straight x Straight	1/2"	3/8"	Liquid	bar/psi	
UPC#	Description - °F	Vacuum port	Hi/Lo charge	Gauges	Scale	Refrigerant
46080	Manifold only	3/8"	3/8"	Red/Blue	psi	R-12/22/502
46082	With 4 at 3/8" x 60" heavy duty - Straight x 45°	3/8"	3/8"	Red/Blue	psi	
46090	Manifold only	3/8"	3/8"	Red/Blue	psi	R-22/134a/404A
46091	Manifold only	1/2"	3/8"	Liquid	psi	
46092	With 4 at 3/8" x 60" heavy duty - Straight x 45°	3/8"	3/8"	Red/Blue	psi	R-22/134a/404A
46094	With 3 at 3/8" x 60" heavy duty - Straight x 45° and 1 at 1/2" x 60" heavy duty - Straight x Straight	1/2"	3/8"	Liquid	psi	

\* Manifold comes standard with certified gauges. For more information on the certification of 3-1/8" gauges, see page 49.

RECOVERY MACHINES  
SUPERVAC SYSTEMS  
VACUUM AND CHARGING HOSES  
HOSE ADAPTERS, VALVES AND PARTS  
CHARGING SYSTEMS  
GAUGES  
ELECTRONIC INSTRUMENTS  
HEATING INSTRUMENTS  
LEAK MONITORS AND DETECTORS  
SYSTEM TOOLS

# BRUTE II™ MANIFOLD REPLACEMENT PARTS

RECOVERY  
MACHINES

SUPERLEAK  
SYSTEMS

VACUUM AND  
CHARGING HOSES

HOSE ADAPTERS,  
VALVES AND PARTS

CHARGING  
SYSTEMS

GAUGES



ELECTRONIC  
INSTRUMENTS

HEATING  
INSTRUMENTS

LEAK MONITORS  
AND DETECTORS

SYSTEM TOOLS

REPLACEMENT GAUGES  
on pages 50-51



RECOVERY MACHINES  
 SUPERVAC SYSTEMS  
 HOSE ADAPTERS, VACUUM AND CHARGING HOSES  
 VALVES AND PARTS  
 CHARGING SYSTEMS  
 GAUGES  
 ELECTRONIC INSTRUMENTS  
 HEATING INSTRUMENTS  
 LEAK MONITORS AND DETECTORS  
 SYSTEM TOOLS

# SERIES 41 MANIFOLDS

°F and °C with 2-1/2" (63.5 mm) gauges



Forged body is solid brass for durability. Full porting maximizes capacity. Metal valve handles are full size for easy operation. Hose anchors are forged into back of body at 45°.

- FlutterLess™ technology means surge protector and silicone dampened movement helps minimize needle pulsation for easier, more accurate readings
- Sliding double “O” ring pistons reduces wear
- Most manifolds include color-coded YELLOW JACKET charging hoses
- Easy-to-read 2-1/2" (63.5 mm) steel case gauges with 3-2-3% accuracy
- Limited lifetime warranty on manifold bar and valves – not gauges. See warranty information for details
- Made in the USA



\*\* These manifolds are now shipping in clamshell packaging. Order either part number. Beginning in 2010, select manifolds will be available in clamshell packaging only.

Box	Clamshell			
UPC#	UPC#	Description - °F/°C - Solar	Scale	Refrigerant
41612	-	Manifold only	bar/psi/MPa	R-22/134a/404A/
41615	-	With 60" PLUS II™ standard fittings	bar/psi/MPa	407C/410A/422D/427A/507
UPC#	UPC#	Description - °F - Red/Blue	Scale	Refrigerant
41212**	42000	Manifold only	psi	R-12/22/502
41213	-	With 36" RYB	psi	
41220	-	With 48" RYB	psi	
41215**	42015	With 60" RYB	psi	
41219	-	With 72" RYB	psi	
43213	-	With 36" PLUS II™ standard fittings	psi	
43220	-	With 48" PLUS II™ standard fittings	psi	
43215	-	With 60" PLUS II™ standard fittings	psi	
43219	-	With 72" PLUS II™ standard fittings	psi	
44213	-	With 36" PLUS II™ SealRight fittings	psi	
44220	-	With 48" PLUS II™ SealRight fittings	psi	
44215	-	With 60" PLUS II™ SealRight fittings	psi	
44219	-	With 72" PLUS II™ SealRight fittings	psi	
42215	-	With 60" PLUS II™ compact ball valve fittings	psi	
42219	-	With 72" PLUS II™ compact ball valve fittings	psi	
41312**	42010	Manifold only	psi	R-134a/404A/507
41313	-	With 36" RYB	psi	
41311	-	With 48" RYB	psi	
41315**	42014	With 60" RYB	psi	
41319	-	With 72" RYB	psi	
43313	-	With 36" PLUS II™ standard fittings	psi	
43315	-	With 60" PLUS II™ standard fittings	psi	
43319	-	With 72" PLUS II™ standard fittings	psi	
44313	-	With 36" PLUS II™ SealRight fittings	psi	
44315	-	With 60" PLUS II™ SealRight fittings	psi	
44319	-	With 72" PLUS II™ SealRight fittings	psi	
42315	-	With 60" PLUS II™ compact ball valve fittings	psi	
41712**	42030	Manifold only	bar/psi	R-410A
41709	-	With 60" PLUS II™ standard fittings	bar/psi	
41715*	-	With 60" PLUS II™ standard fittings for R-410A	bar/psi	
41710	-	With HCA 60" PLUS II™ standard fittings	bar/psi	
41702	-	With HCABV 60" PLUS II™ standard fittings	bar/psi	
42715	-	With 60" PLUS II™ compact ball valve fittings	bar/psi	
41711*	-	With 60" PLUS II™ compact ball valve fittings for R-410A	bar/psi	
UPC#	UPC#	Description - °C - Red/Blue	Scale	Refrigerant
41282**	42008	Manifold only	bar/psi	R-12/22/502
41283	-	With 36" RYB	bar/psi	
41285	-	With 60" RYB	bar/psi	
41222**	42002	Manifold only	kPa/psi	
41223	-	With 36" RYB	kPa/psi	
41225	-	With 60" RYB	kPa/psi	
41292	-	Manifold only	kg/cm <sup>2</sup> /psi	
41293	-	With 36" RYB	kg/cm <sup>2</sup> /psi	
41295	-	With 60" RYB	kg/cm <sup>2</sup> /psi	
41299	-	With 72" RYB	kg/cm <sup>2</sup> /psi	
41382	-	Manifold only	bar/psi	
41353	-	With 36" RYB	bar/psi	
41355	-	With 60" RYB	bar/psi	
43355	-	With 60" PLUS II™ standard fittings	bar/psi	
41392	-	Manifold only	kg/cm <sup>2</sup> /psi	
41363	-	With 36" RYB	kg/cm <sup>2</sup> /psi	
41365	-	With 60" RYB	kg/cm <sup>2</sup> /psi	
43365	-	With 60" PLUS II™ standard fittings	kg/cm <sup>2</sup> /psi	
41332**	42012	Manifold only	bar/psi	R-134a/404A/407C
40944	-	Manifold only with 1/4" ports and 5/16" hose fittings	bar/MPa	R-410A
41781	-	Manifold only with 5/16" fittings	bar/MPa	
41780	-	Manifold only with 1/4" fittings	bar/MPa	

\* Special R-410A hose – R/B hoses are 1/4" x 45° 5/16" end; Y hose is 1/4" x 45° 1/4" end.  
 \*\* Now shipping in clamshells. Order either part number.



## SERIES 41 MANIFOLDS

°F and °C with 3-1/8" (80 mm) gauges



Series 41 manifolds are also available with larger, easier to read 3-1/8" color-coded gauges in rugged steel cases with polycarbonate crystals. These gauges feature 1% accuracy (Class 1) for an exact reading in critical charge systems.

- Color-coded scales
- Sliding double "O" ring pistons reduce wear
- Long life nylon seats
- Forged brass body for durability
- Full porting maximizes capacity and flow
- Some models include color-coded, 60" PLUS II™ hoses with standard 1/4" flare fittings
- Hose assemblies UL recognized for 4000 psi (275 bar) burst and 800 psi (55 bar) working pressure. File# SA9737
- Made in the USA

Box	Clamshell			
UPC#	UPC#	Description - °F - Red/Blue	Scale	Refrigerant
41842	-	Manifold only	psi	R-12/22/134a
-	42007	With 60" PLUS II™ standard fittings	psi	
41846	-	With 72" PLUS II™ with couplers	psi	
49271*	42001	Manifold only	psi	R-22/404a/410A
-	42004	With 60" PLUS II™ standard fittings	psi	
49272*	42005	Manifold only	psi	R-22/134a/404A
-	42006	With 60" PLUS II™ standard fittings	psi	
UPC#	Description - °C - Red/Blue	Scale	Refrigerant	
41622	Manifold only	bar/psi	R-22/134a/404A	
41642	Manifold only	bar/psi	R-22/134a/407C	
41632	Manifold only	bar/psi	R-12/134a/413A	
41652	Manifold only with 5/16" hose holder fittings	bar/psi	R-410A	

\* Manifold comes standard with certified gauges. For more information on the certification of 3-1/8" gauges, see page 49.

See page 34 for automotive couplers.

## SERIES 41 DELUXE MANIFOLDS

°F Class 1 (1% accuracy) brass gauges



All the same features as the regular "Series 41" with 1% accuracy (Class 1) brass gauges.

- Upgraded movement with phosphor bronze plates, stainless gears and pinions. Dissimilar parts create less friction and last longer. FlutterLess™ technology included
- Polished solid brass case with glass crystals
- Made in the USA

Box	Clamshell			
UPC#	UPC#	Description	Scale	Refrigerant
41232**	42020	Manifold only	psi	R-12/22/502
41233	-	With 36" RYB	psi	
43233	-	With 36" PLUS II™ standard fittings	psi	
41235	-	With 60" RYB	psi	
43235	-	With 60" PLUS II™ standard fittings	psi	
44235	-	With 60" PLUS II™ SealRight fittings	psi	
42332**	42011	Manifold only	psi	R-22/134a/404A
42333	-	With 36" RYB	psi	
42335	-	With 60" RYB	psi	
42436	-	With 60" PLUS II™ compact ball valve fittings	psi	
42435	-	With 60" PLUS II™ standard fittings	psi	


\*\* Now shipping in clamshells. Order either part number. See page 34 for automotive couplers.



## NH<sub>3</sub> AMMONIA MANIFOLD




This heavy duty manifold features cast iron body and full size metal handles. Dual temperature/pressure R717 gauge has bar with °C and psi with °F ammonia scales.

- Finger-tight one-piece valve stem for positive seal on nylon seat
- Easy, accurate valve adjustment
- Use only with NH<sub>3</sub> rated hoses
- Made in the USA 

UPC#	Description
40190	Manifold body with valves
40192	Manifold and gauges
40193	Manifold and gauges with three NHA 48" hoses
40199	Replacement valve assembly

## SERIES 41 MANIFOLD REPLACEMENT PARTS



REPLACEMENT GAUGES  
on pages 49-51

40279: Heavy-duty swivel hook

49010: New crystal

41141: Handle and screw

41142: Screws for valve handles (2)

41133: 1/4" Piston with "O" rings and seal

41131: "O" rings (10 pak)

41134: Feed screw

41135: Retaining nut

On back side of some manifolds:  
Old Bar

41150: 3-plug hose anchor

40280: 4-plug hose anchor

40281: 4-plug hose anchor  
with one 3/8" plug

41143: Complete handle assembly – piston  
with seal, "O" rings, feed screw,  
retaining nut and handle with screw

## LIQUID CHARGER



Liquid charging is recommended when charging blends into refrigeration and air conditioning systems, and a liquid charger adapter is necessary for safe and fast liquid charging through the low pressure side of a system.

- The adapter connects to the cylinder valve or refrigerant can
- To protect the compressor, adapter orifice reduces liquid flow to a level below compressor capacity
- Eliminates the time and work of heating cylinders

UPC#	Description
41123	1/4" Liquid charging adapter
41124	5/16" Liquid charging adapter
41132	1/4" "O" ring and orifice
41138	5/16" "O" ring and orifice

## "O" RING LUBRICANT

To lubricate "O" rings in manifolds when pistons or "O" rings are being replaced. Use sparingly.



UPC#	Description
41118	"O" ring lubricant (0.75 oz.)

## MANIFOLD PARTS KIT For Series 41, TITAN™, and BRUTE II™ Manifolds



UPC#	Description
41099	Complete kit
41105	Box only with label
Kit contents/quantity	
41041	Yellow handle with screw - TITAN (4)
41042	Blue handle with screw - TITAN (3)
41044	Red handle with screw - TITAN (3)
41048	Handle screws (2) - TITAN (6)
41061	Sight glass (1), retainer (1), gaskets (2) - BRUTE II/TITAN (4)
41090	Handle screws (2) - BRUTE II (6)
41091	Yellow handle with screw - BRUTE II (4)
41092	Blue handle with screw - BRUTE II (3)
41094	Red handle with screw - BRUTE II (3)
41096	Valve retaining nut - BRUTE II (4)
41103	3/8" Piston - BRUTE II (8)
41106	Feed screw - BRUTE II (4)
41134	Feed screw - Series 41/TITAN (6)
41135	Valve retaining nut - Series 41/TITAN (6)
41141	Metal handle with screw - Series 41 (4)
41142	Handle screws (2) - Series 41/TITAN (6)
41133	1/4" Piston - Series 41/TITAN (6)


## MANIFOLD CARRYING CASES



Heavy duty blue blow-molded cases are available in four different manifold/hose configurations. Includes handle and a long life top hinge.

UPC#	Description
40261	Series 41 case - 13-1/2" x 10" x 3-1/2"
40262	Series 41 case - 12-1/4" x 8" x 3-1/2"
40263	Series 41 case - 12-1/4" x 8" x 4-1/4"
41111	Bantam™, BRUTE™ and TITAN™ case
41112	BRUTE™, BRUTE II™ and Digital Analyzer case

## MANIFOLD PARTICULATE FILTER



As manifold usage changes with more recovery change outs, more particulate matter is drawn through manifolds. Trap the particles with these fittings before they damage valve seats or pass into your recovery equipment. Replaceable, cleanable screens.

UPC#	Description
41119	1/4" Manifold particulate filter
41120	3/8" Manifold particulate filter
41121	1/2" Manifold particulate filter
41122	Replacement filter screen (5 pak)

## SINGLE GAUGE MANIFOLD

- Check pressure on lo-side of system
- Nylon seals
- Double "O" ring pistons



UPC#	Description
40318	Lo-side manifold R-12/22/502
40319	Lo-side manifold R-134a/404A/407C
40320	Lo-side manifold R-410A

## SINGLE TEST GAUGES

Quick pressure checks - use lo- or hi-side gauge with quick coupler to attach directly to system or tanks.



UPC#	Description
Gauge with quick coupler and 12" hose - angle coupling	
40341	Red pressure °F
40342	Blue compound °F
14811	12" Red hose 1/4" Male flare x 45° quick coupler
14821	12" Blue hose 1/4" Male flare x 45° quick coupler
19110	Quick coupler only
Gauge with 19110 quick coupler for recovery tank pressure checks	
40331	Red pressure °F
40332	Blue compound °F
19110	Quick coupler only

RECOVERY MACHINES  
 SUPERLEAK SYSTEMS  
 VACUUM AND CHARGING HOSES  
 HOSE ADAPTERS, VALVES AND PARTS  
 CHARGING SYSTEMS  
 GAUGES  
 ELECTRONIC INSTRUMENTS  
 HEATING INSTRUMENTS  
 LEAK MONITORS AND DETECTORS  
 SYSTEM TOOLS



# MANIFOLD SELECTION CHART

Refrigerant - °F/ °C	TITAN™ 4-Valve	TITAN™ 2-Valve	BRUTE II™ 4-Valve	BRUTE II™ 4-Valve commercial	Series 41
R-22/134a/404A/407C/410A/422D/427A/507	49892 49895	49792 49795	—	—	41612 41615
R-22	49922 49925	—	46021 46026	46081 46084	—
R-410A	—	—	46001	—	—

Refrigerant - °F	TITAN™ 4-Valve	TITAN™ 2-Valve	BRUTE II™ 4-Valve	Series 41
R-12/22/502	49902 49905	49282 49801 49802 49805	46020 46022 46080 46082 49292	41212 41213 41232 41233 41235 41215 41219 41220 42000 42015 42020 42215 42219 43213 43215 43219 43220 43233 43235 44213 44215 44219 44220 44235
R-12/22/134a	—	—	—	41842 41846 42007
R-22/134a/404A	49983 49987 49993 49997	49883 49887 49889	46040 46041 46042 46043 46048 46090 46091 46092 46094	42005 42006 42332 42333 42335 42436 42435 49272
R-22/404A/410A	49283 49963 49967 49968	49281 49863 49867 49868	46010 46013 49291	42001 42004 49271
R-22/410A	49973 49977	—	46011	—
R-134a	—	49847	—	—
R-134a/404A/407C	49932 49935 49952 49955	49831 49832 49835	46030 46031 46032 46038	—
R-134a/404A/507	—	—	—	41311 41312 41313 41315 41319 42010 42011 42014 42315 43313 43315 43319 44313 44315 44319
R-410A	49960 49962 49965 49982	49860 49862 49865	46000 46003	41702 41709 41710 41711 41712 41715 42030 42715

Refrigerant - °C	TITAN™ 4-Valve	TITAN™ 2-Valve	BRUTE II™ 4-Valve	Series 41
R-12/22/502	49906 49916	49806 49816	46120 46180	41222 41223 41225 41282 41283 41285 41292 41293 41295 41299 42002 42008
R-12/134a/413A	—	—	—	41632
R-22/134a/404A	49933	49833	46140	41622
R-22/134a/407C	49903	49803	46150	41642
R-134a/404A/407C	49936 49956	49836 49856	46130 46190	41332 42012
R-134a/404A/507	—	—	—	41353 41355 41363 41365 41382 41392 43355 43365
R-410A	49969 49970	49869 49870	46160 46170	40944 41652 41780 41781



RECOVERY MACHINES  
SUPERVAC SYSTEMS  
VACUUM AND CHARGING HOSES  
HOSE ADAPTERS, VALVES AND PARTS  
CHARGING SYSTEMS  
GAUGES  
ELECTRONIC INSTRUMENTS  
HEATING INSTRUMENTS  
LEAK MONITORS AND DETECTORS  
SYSTEM TOOLS

## SPECIALIZED AND GENERAL USE GAUGES



**YELLOW JACKET**  
TEST AND CHARGING MANIFOLD  
*Ritchie*  
ENGINEERING COMPANY INC.

MO 1A

1A

1000

Bar) Max. w.p.

YELLOW JACKET® P1000



YELLOW JACKET®

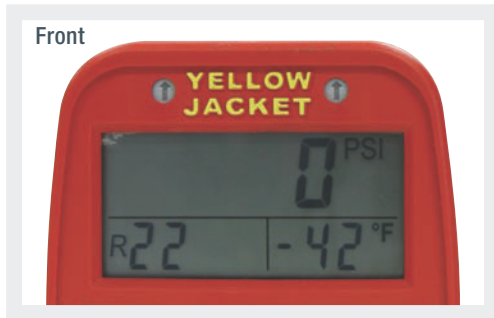
# Solar/Light-Powered Digital LCD Gauges

Class 1 (1% accuracy) digital refrigerant gauges measure eight commonly used refrigerants






- Light-powered pressure gauges operate continuously, even in low light conditions. Eliminate battery replacement costs and loss of power during jobs
- Automatic pressure-temperature readout for R-22, R-134a, R-404A, R-407C, R-410A, R-422D, R-427A and R-507
- Available individually or on TITAN™ 4-Valve Manifold, TITAN™ 2-Valve Manifold or Series 41 Manifold



Two selector switches on the front panel select the refrigerant type (left switch) and zero-set the gauge (right switch)



A DIP switch on the back selects the unit of measure

- Calibrated to 1% accuracy
- 1/8" NPT Male connection
- Two second display response
- ABS plastic case
- PSI °F, PSI °C, bar °C and MPa °C

- Lo-side pressure scale of 30 inHg vacuum to 350 psi
- Hi-side pressure scale of 0 to 800 psig
- Working temperature range from 32 to 122°F (0 to 50°C)

UPC#	Description
49041	Red pressure solar gauge
49042	Blue compound solar gauge

## YELLOW JACKET® CERTIFIED GAUGES 10-point measurement and documentation

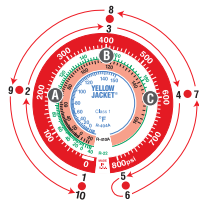


Have greater confidence in measurements and decisions with certified YELLOW JACKET Class 1 Replacement Manifold Gauges.

YELLOW JACKET gauges have always been manufactured and calibrated to NIST standards. The standard Ritchie Engineering procedure has

been to measure for accuracy at five points: two times up the scale and then back down. Many manufacturers measure at only three points (A, B, C).

The Ritchie Engineering certification process documents the NIST calibration plus compliance to ANSI Z540.1 and ISO 10012 standards. The certification is good for one year; recalibration is recommended after one year.



3-1/8" Manifold Gauge with Class 1 Accuracy

### CALIBRATION CERTIFICATE

The certificate packed with each certified gauge provides evidence of calibration standards traceable to NIST and includes a serial number that matches the serial number on the gauge. Ritchie Engineering maintains records of each certificate.

### Repeated pressurization and recalibration

Atmospheric pressure variations are of little importance with gauging pressures typically encountered in refrigeration and A/C service work. With a change of 2 inHg, the gauge changes by only 1 psi. It is unlikely that system pressures would cause concerns if the reading is correct within several psi.

Repeated pressurization (especially over-pressurization) of a gauge does, however, tend to change the response of the tube or diaphragm, and recalibration may be required.

The **easiest way** for a service technician to recalibrate a gauge is to connect it to a source of known, pure refrigerant, and then adjust the recalibration screw on the gauge to the appropriate pressure reading based on refrigerant temperature.

The **most accurate** way to recalibrate is to connect the gauge to a deadweight tester at a recalibration facility that has equipment traceable to NIST. This is usually cost-prohibitive for most situations, but may be warranted when total documentation is required.

### Why should I zero out a manifold gauge?

As a general rule, a gauge can get off "0" due to a change in altitude or barometric pressure. It's important that you check to see that it's set back to "0" before you start charging. To reset a gauge, look for the reset screw that will be located on the front or back of the gauge. Then use a small blade screw driver to set the dial back to "0".

Unless noted, gauges not meant to be used with nitrogen.

## 3-1/8" DRY MANIFOLD GAUGES (°F and °C) RED AND BLUE With 1% accuracy (Class 1) calibration



Large 3-1/8" gauges are housed in a red or blue steel case with front recalibrator screw. High visibility colored temperature scales are easy-to-read through the full view polycarbonate crystal.

- FlutterLess™ technology with brass surge protector to minimize needle pulsation
- Brass gauge movement
- Copper alloy Bourdon tube
- 1/8" NPT Male connection
- Calibrated to 1% accuracy
- Color-coded red for pressure and blue for compound
- Color-coded refrigerant types

°F - Fahrenheit Gauges			
UPC#	Description	Pressure scale	Refrigerants
49111	3-1/8" Red pressure	0 - 500 psi	R-417A/422A/422D
49112	3-1/8" Blue compound	30"-0-120** psi	
49101	3-1/8" Red pressure	0 - 500 psi	R-12/22/502
49102	3-1/8" Blue compound	30"-0-120** psi	
49103	3-1/8" Red pressure	0 - 500 psi	R-12/22/134a
49104	3-1/8" Blue compound	30"-0-120** psi	
49105	3-1/8" Red pressure	0 - 500 psi	R-22/134a/404A
49106	3-1/8" Blue compound	30"-0-120** psi	
49135*	3-1/8" Red pressure	0 - 800 psi/bar	R-410A
49136*	3-1/8" Blue compound	30"-0-300*** psi/bar	
49137	3-1/8" Red pressure	0 - 800 psi	R-22/404A/410A
49138	3-1/8" Blue compound	30"-0-350*** psi	
49151	3-1/8" Red pressure	0 - 500 psi	R-134a/404A/407C
49152	3-1/8" Blue compound	30"-0-120** psi	
Certified Gauges			
49201	3-1/8" Red pressure	0 - 500 psi	R-12/22/502
49202	3-1/8" Blue compound	30"-0-120** psi	
49203	3-1/8" Red pressure	0 - 500 psi	R-12/22/134a
49204	3-1/8" Blue compound	30"-0-120** psi	
49205	3-1/8" Red pressure	0 - 500 psi	R-22/134a/404A
49206	3-1/8" Blue compound	30"-0-120** psi	
49235*	3-1/8" Red pressure	0 - 800 psi/bar	R-410A
49236*	3-1/8" Blue compound	30"-0-300*** psi/bar	
49237	3-1/8" Red pressure	0 - 800 psi	R-22/404A/410A
49238	3-1/8" Blue compound	30"-0-350*** psi	
49251	3-1/8" Red pressure	0 - 500 psi	R-134a/404A/407C
49252	3-1/8" Blue compound	30"-0-120** psi	
49100	Replacement crystal		

\* These gauges have °C and °F on dial.  
 \*\* Features retard protection to 350 psi.  
 \*\*\* Features retard protection to 500 psi.

°C - Celsius Gauges			
UPC#	Description	Pressure scale	Refrigerants
49113	3-1/8" Red pressure	bar and psi	R-417A/422A/422D
49114	3-1/8" Blue compound	bar and psi	
49131	3-1/8" Red pressure	bar and psi	R-134a/404A/407C
49132	3-1/8" Blue compound	bar and psi	
49135*	3-1/8" Red pressure	bar and psi	R-410A
49136*	3-1/8" Blue compound	bar and psi	
49143	3-1/8" Red pressure	bar and MPa	R-12/22/502
49144	3-1/8" Blue compound	bar and MPa	
49145	3-1/8" Red pressure	bar and psi	R-12/22/502
49146	3-1/8" Blue compound	bar and psi	
49153	3-1/8" Red pressure	bar and MPa	R-410A
49154	3-1/8" Blue compound	bar and MPa	
49163	3-1/8" Red pressure	bar and MPa	R-134a/404A/407C
49164	3-1/8" Blue compound	bar and MPa	
49165	3-1/8" Red pressure	bar and psi	R-12/134a/413A
49166	3-1/8" Blue compound	bar and psi	
49167	3-1/8" Red pressure	bar and psi	R-22/134a/407C
49168	3-1/8" Blue compound	bar and psi	
49169	3-1/8" Red pressure	bar and psi	R-22/134a/404A
49170	3-1/8" Blue compound	bar and psi	

Certified Gauges			
49231	3-1/8" Red pressure	bar and psi	R-134a/404A/407C
49232	3-1/8" Blue compound	bar and psi	
49235*	3-1/8" Red pressure	bar and psi	R-410A
49236*	3-1/8" Blue compound	bar and psi	
49243	3-1/8" Red pressure	bar and MPa	R-12/22/502
49244	3-1/8" Blue compound	bar and MPa	
49245	3-1/8" Red pressure	bar and psi	R-12/22/502
49246	3-1/8" Blue compound	bar and psi	
49253	3-1/8" Red pressure	bar and MPa	R-410A
49254	3-1/8" Blue compound	bar and MPa	
49263	3-1/8" Red pressure	bar and MPa	R-134a/404A/407C
49264	3-1/8" Blue compound	bar and MPa	
49265	3-1/8" Red pressure	bar and psi	R-12/134a/413A
49266	3-1/8" Blue compound	bar and psi	
49267	3-1/8" Red pressure	bar and psi	R-22/134a/407C
49268	3-1/8" Blue compound	bar and psi	
49269	3-1/8" Red pressure	bar and psi	R-22/134a/404A
49270	3-1/8" Blue compound	bar and psi	
49100	Replacement crystal		

\* These gauges have °C and °F on dial.

## LARGE 4" MANIFOLD GAUGES (°F and °C) RED AND BLUE With 1% accuracy (Class 1) calibration



Large 4" gauges are housed in a red or blue steel case with front recalibrator screw. High visibility colored temperature scales are easy-to-read through the full view polycarbonate crystal.


- FlutterLess™ technology with brass surge protector minimizes needle pulsation
- Brass gauge movement
- Copper alloy Bourdon tube
- 1/8" NPT Male connection
- Calibrated to 1% accuracy
- Color-coded blue for compound and red for pressure
- °F features color-coded refrigerant types: R-22, R-134a, R-404A, R-410A
- °C features color-coded refrigerant types: R-22, R-134a, R-404A, R-407C

°F - Fahrenheit Gauges			
UPC#	Description	Pressure scale	Refrigerants
49185	4" Red pressure	0 - 800 psi	R-22/134a/404A/410A
49186	4" Blue compound	30"-0-300* psi	
°C - Celsius Gauges			
UPC#	Description	Pressure scale	Refrigerants
49183	4" Red pressure	bar/psi	R-22/134a/404A/407C
49184	4" Blue compound	bar/psi	
49189	Replacement crystal for both °C and °F		

\*Features retard protection to 500 psi.

## 3-1/2" (90 mm) LIQUID-FILLED MANIFOLD GAUGES (°F and °C) RED AND BLUE

With 1% accuracy (Class 1) calibration

Gauges are completely filled with glycerin for maximum protection from pulsation. Large 3-1/2" (90 mm) diameter gauge with refrigerants color-coded on the dials in bold numbers. Offset stem fits all major manifold brands. 


- No zero adjustment required
- 1/8" NPT Male connection
- Temperature rating of 0° to 122°F (-18° to 50°C)
- Calibrated to 1% accuracy (Class 1)



UPC#	Description	Pressure	Temperature scale	Refrigerants	Replaces (Old UPC#)	Old refrigerants
49511	3-1/2" Red pressure	0-500 psi (0 to 34 bar)	°F/°C	R-22 only	49081	R-12/22/502
49512	3-1/2" Blue compound	30"-0-120 psi (-1 to 8 bar)	°F/°C		49082	
49513	3-1/2" Red pressure	0-500 psi	°F	R-22/134a/404A	49079	Same
49514	3-1/2" Blue compound	30"-0-120 psi	°F		49080	
49515	3-1/2" Red pressure	0-800 psi	°F	R-22/410A	49179	R-22/404A/410A
49516	3-1/2" Blue compound	30"-0-300* psi	°F		49180	
49517	3-1/2" Red pressure	0-500 psi	°F	R-134a/404A/407C	49071	Same
49518	3-1/2" Blue compound	30"-0-120 psi	°F		49072	
49519	3-1/2" Red pressure	0-800 psi (0 to 55 bar)	°F/°C	R-410A	49177	Same
49520	3-1/2" Blue compound	30"-0-300* psi (-1 to 21 bar)	°F/°C		49178	
49521	3-1/2" Red pressure	0-500 psi (0 to 35 bar)	°C			
49522	3-1/2" Blue compound	30"-0-116 psi (-1 to 8 bar)	°C	R-134a/404A/407C	New	New

## 2-1/2" (68 mm) MANIFOLD GAUGES (°F and °C) RED AND BLUE Class B

- Steel case for durability
- High-visibility dials with colored temperature scales for easy reading
- FlutterLess™ technology surge protector minimizes the needle pulsation for improved accuracy
- 1/8" NPT Male connection
- 3-2-3% accuracy
- Calibration traceable to NIST standards



°F - Fahrenheit Gauges			
UPC#	Description	Pressure scale	Refrigerants
49001	2-1/2" Red pressure	0 - 500 psi	
49002	2-1/2" Blue compound	30"-0-120** psi	R-12/22/502
49008	Set red and blue		
49013	2-1/2" Red pressure	0 - 500 psi	R-12/22/134a
49014	2-1/2" Blue compound	30"-0-120** psi	
49015	2-1/2" Red pressure	0 - 500 psi	R-22/134a/404A
49016	2-1/2" Blue compound	30"-0-120** psi	
49035*	2-1/2" Red pressure	0 - 800 psi/kg/cm <sup>2</sup>	R-410A
49036*	2-1/2" Blue compound	30"-0-300*** psi/kg/cm <sup>2</sup>	
49051	2-1/2" Red pressure	0 - 500 psi	R-134a/404A/507
49052	2-1/2" Blue compound	30"-0-120** psi	
49053*	2-1/2" Red pressure	bar and MPa	R-410A
49054*	2-1/2" Blue compound	bar and MPa	
49010	Replacement crystal		

\* These gauges have °C and °F on dial.  
 \*\* Features retard protection to 350 psi.  
 \*\*\* Features retard protection to 500 psi.  
 Note: Small screw in back is 6/32" x 5/32" Phillips pan head screw.  
 Note: Gauges not meant to be used with nitrogen.


°C - Celsius Gauges			
UPC#	Description	Pressure scale	Refrigerants
49003	2-1/2" Red pressure	kPa and psi	R-12/22/502
49004	2-1/2" Blue compound	kPa and psi	
49005	2-1/2" Red pressure	bar and psi	R-12/22/502
49006	2-1/2" Blue compound	bar and psi	
49025	2-1/2" Red pressure	bar and MPa	R-12/22/502
49026	2-1/2" Blue compound	bar and MPa	
49027	2-1/2" Red pressure	kg/cm <sup>2</sup> and psi	R-12/22/502
49028	2-1/2" Blue compound	kg/cm <sup>2</sup> and psi	
49031	2-1/2" Red pressure	bar and psi	R-22/134a/407C
49032	2-1/2" Blue compound	bar and psi	
49033	2-1/2" Red pressure	bar and psi	R-22/134a/404A
49034	2-1/2" Blue compound	bar and psi	
49035*	2-1/2" Red pressure	psi/kg/cm <sup>2</sup>	R-410A
49036*	2-1/2" Blue compound	psi/kg/cm <sup>2</sup>	
49053*	2-1/2" Red pressure	bar and MPa	R-410A
49054*	2-1/2" Blue compound	bar and MPa	
49055	2-1/2" Red pressure	bar and psi	R-134a/404A/507
49056	2-1/2" Blue compound	bar and psi	
49057	2-1/2" Red pressure	kg/cm <sup>2</sup> and psi	R-134a/404A/507
49058	2-1/2" Blue compound	kg/cm <sup>2</sup> and psi	
49059	2-1/2" Red pressure	MPa	R-134a/404A/407C/507
49060	2-1/2" Blue compound	MPa	
49063	2-1/2" Red pressure	bar and psi	R-134a/404A/407C
49064	2-1/2" Blue compound	bar and psi	
49010	Replacement crystal		

\* These gauges have °C and °F on dial.



RECOVERY MACHINES  
 SUPERVAC SYSTEMS  
 VACUUM AND CHARGING HOSES  
 HOSE ADAPTERS, VALVES AND PARTS  
 CHARGING SYSTEMS  
 GAUGES  
 ELECTRONIC INSTRUMENTS  
 HEATING INSTRUMENTS  
 LEAK MONITORS AND DETECTORS  
 SYSTEM TOOLS

## HEAVY DUTY 2-1/2" BRASS MANIFOLD GAUGES (°F) With 1% accuracy (Class 1) calibration

Solid brass case and premium movements. Heavy duty phosphor bronze and stainless steel internal components for longer service life under severe use. 

- FlutterLess™ technology with brass surge protector to minimize needle pulsation
- 1/8" NPT Male connection
- Calibrated to 1% accuracy
- Full view glass crystal



UPC#	Description	Pressure scale	Refrigerants
49047	2-1/2" Brass pressure	0 - 500 psi	R-12/22/502
49048	2-1/2" Brass compound	30"-0-120* psi	
49067	2-1/2" Brass pressure	0 - 500 psi	R-22/134a/404A
49068	2-1/2" Brass compound	30"-0-120* psi	
49049	Set of 49047, 49048		
49069	Set of 49067, 49068		
Certified Gauges			
49197	2-1/2" Brass pressure	0 - 500 psi	R-12/22/502
49198	2-1/2" Brass compound	30"-0-120* psi	
49199	2-1/2" Brass pressure	0 - 500 psi	R-22/134a/404A
49200	2-1/2" Brass compound	30"-0-120* psi	
49010	Replacement crystal (polycarbonate) for old 49011, 49012		
49039	Glass crystal for brass gauge		
49040	Brass gauge ring		

\*Features retard protection to 350 psi.  
 Note: Gauges are not meant to be used with nitrogen.

## 1-1/2" TO 3-1/2" GAUGES Class B



General use gauges for multiple applications where pressure or vacuum gauges are required. Brass internals are suitable for air, gas, water, oil and other industry applications. Contact the factory for special applications.

- No restrictor
- Recalibration standard on 2-1/2" and 3-1/2" gauges
- Black steel cases with glass crystal and metal ring
- Gauge accuracy is 3-2-3%
- Warranty on gauges does not cover damage due to excessive pressure

1-1/2" dial 1/8" NPT Male lower connection		
UPC#	Range psi	Bar
49301	0-30 psi	0-2 bar
49302	0-60 psi	0-4 bar
49304	0-100 psi	0-7 bar
49305	0-160 psi	0-11 bar
49306	0-200 psi	0-14 bar

1-1/2" dial 1/8" NPT Male back connection		
UPC#	Range psi	Bar
49321	0-30 psi	0-2 bar
49322	0-60 psi	0-4 bar
49324	0-100 psi	0-7 bar
49325	0-160 psi	0-11 bar
49326	0-200 psi	0-14 bar

2" dial 1/8" NPT Male lower connection		
UPC#	Range psi	Bar
49340	0-15 psi	0-1 bar
49341	0-30 psi	0-2 bar
49342	0-60 psi	0-4 bar
49344	0-100 psi	0-7 bar
49345	0-160 psi	0-11 bar
49346	0-200 psi	0-14 bar
49347	0-300 psi	0-20 bar
49353	0-30 inHg VAC	0 to -1 bar
49355	30"-0-30 psi	-1-0-2 bar
49357	30"-0-100 psi	-1-0-7 bar

2" dial 1/4" NPT Male lower connection		
UPC#	Range psi	Bar
49360	0-15 psi	0-1 bar
49361	0-30 psi	0-2 bar
49362	0-60 psi	0-4 bar
49364	0-100 psi	0-7 bar
49365	0-160 psi	0-11 bar
49366	0-200 psi	0-14 bar
49367	0-300 psi	0-20 bar
49373	0-30 inHg VAC	0 to -1 bar
49375	30"-0-30 psi	-1-0-2 bar
49377	30"-0-100 psi	-1-0-7 bar

2-1/2" dial 1/4" NPT Male lower connection		
UPC#	Range psi	Bar
49380	0-15 psi	0-1 bar
49381	0-30 psi	0-2 bar
49382	0-60 psi	0-4 bar
49384	0-100 psi	0-7 bar
49385	0-160 psi	0-11 bar
49386	0-200 psi	0-14 bar
49387	0-300 psi	0-20 bar
49388	0-400 psi	0-28 bar
49393	0-30 inHg VAC	0 to -1 bar
49395	30"-0-30 psi	-1-0-2 bar
49396	30"-0-60 psi	-1-0-4 bar
49397	30"-0-100 psi	-1-0-7 bar
49398	30"-0-150 psi	-1-0-10 bar

3-1/2" dial 1/4" NPT Male lower connection		
UPC#	Range psi	Bar
49420	0-15 psi	0-1 bar
49421	0-30 psi	0-2 bar
49422	0-60 psi	0-4 bar
49424	0-100 psi	0-7 bar
49425	0-160 psi	0-11 bar
49426	0-200 psi	0-14 bar
49427	0-300 psi	0-20 bar
49428	0-400 psi	0-28 bar
49433	0-30 inHg VAC	0 to -1 bar
49435	30"-0-30 psi	-1-0-2 bar
49436	30"-0-60 psi	-1-0-4 bar
49437	30"-0-100 psi	-1-0-7 bar
49438	30"-0-150 psi	-1-0-10 bar

## STAINLESS 4-1/2" CONTRACTOR GAUGE



Large 4-1/2" dial for easy reading. Brass movement and 1/4" NPT Male lower connection.

- Stainless steel case
- Gauge has recalibrator screw
- Surge protector to help dampen needle pulsation
- 1% accuracy (Class 1) calibration
- Can be used for oil pressure

### 4-1/2" dial 1/4" NPT Male lower connection

UPC#	Range psi	Bar
49440	0-15 psi	0-1 bar
49441	0-30 psi	0-2 bar
49442	0-60 psi	0-4 bar
49444	0-100 psi	0-7 bar
49445	0-160 psi	0-11 bar
49446	0-200 psi	0-14 bar
49447	0-300 psi	0-20 bar
49453	0-30 inHg VAC	0 to -1 bar
49455	30"-0-30 psi	-1-0-2 bar
49456	30"-0-60 psi	-1-0-4 bar
49457	30"-0-100 psi	-1-0-7 bar
49458	30"-0-150 psi	-1-0-10 bar

## LOW PRESSURE DIAPHRAGM 2-1/2" GAUGES



- The bronze diaphragm is designed for better protection on incidental overpressure
- Intended for low pressure applications only
- Black steel case
- Cannot be recalibrated

UPC#	Description	Range
78056	2-1/2" Barb type connection	0-10" W.C.
78061	2-1/2" Barb type connection	0-35" W.C.
78057	2-1/2" 1/4" NPT Male connection	0-10" W.C.
78066	2-1/2" 1/4" NPT Male connection	0-35" W.C.

## PROTECTIVE GAUGE BOOTS

For 2-1/2" and 3-1/8" gauges



- Rubber boots slip easily around gauges to cushion and protect them from impact
- Fit 2-1/2" or 3-1/8" gauges without covering easy access recalibration screw
- Color-coded red or blue to match gauge

UPC#	Description
49090	2-1/2" Set of gauge boots
49091	2-1/2" Red protective gauge boot
49092	2-1/2" Blue protective gauge boot
49190	3-1/8" Set of gauge boots
49191	3-1/8" Red protective gauge boot
49192	3-1/8" Blue protective gauge boot

## 1-1/2" AND 3-1/8" MECHANICAL VACUUM GAUGES



Full range mechanical Bourdon tube steel gauges for determining system vacuum is more accurate than a compound gauge. All gauges are 1/8" NPT Male bottom connection.

- 3-1/8" gauges are larger to show vacuum more accurately in inches of mercury and Torr (or millibar)
- 1-1/2" gauges are used on SUPEREVAC™ vacuum pumps

**CAUTION:** Vacuum gauges must be handled carefully. Dropping, pressurizing and rough handling reduce their life.

UPC#	Size	Scale	Connection	Case
69044	3-1/8"	0-30" Hg & 760-0 Torr	1/8" NPT Male lower	Green
69045	3-1/8"	1000-0 millibar & 30-0" (Euro)	1/8" NPT Male lower	Green

## 2-1/2" AND 3-1/2" AMMONIA GAUGES With dual scale



Ammonia gauges are designed for use on manifolds and as permanent gauges on any system or equipment charged with ammonia. The Bourdon tube is made of 316 stainless. The dials show dual temperature and pressure scales. All gauges are equipped with restrictors to protect the gauges against pulsating pressure.

- 1/4" NPT Male connection
- Steel sockets
- Black steel gauges
- Calibrated to 3-2-3% accuracy

UPC #	Description	Range
40201	2-1/2" Gauge with twist on polycarbonate crystal	30" - 0 - 400 psi °F and 76-0-28 bar °C
40202	2-1/2" Gauge with twist on polycarbonate crystal	30" - 0 - 150 psi °F and 76-0-10 bar °C
40206	3-1/2" Gauge with metal ring and lens	30" - 0 - 300 psi °F and 76-0-22 kg/cm <sup>2</sup> °C
40205	3-1/2" Gauge with metal ring and lens	30" - 0 - 150 psi °F and 76-0-10 kg/cm <sup>2</sup> °C
49010	2-1/2" Replacement crystal	
49495	3-1/2" Replacement lens	

## MATCHING REFRIGERANT WITH A YELLOW JACKET® GAUGE

Gases	UPC #	Certified	Size	Type	Color	F/C	Scale
12/134a/	49165	49265	3-1/8"	Steel	Red	C	bar/psi
413A	49166	49266	3-1/8"	Steel	Blue	C	bar/psi
12/22/	49013		2-1/2"	Steel	Red	F	psi
134a	49014		2-1/2"	Steel	Blue	F	psi
	49103	49203	3-1/8"	Steel	Red	F	psi
	49104	49204	3-1/8"	Steel	Blue	F	psi
12/22/	49001		2-1/2"	Steel	Red	F	psi
502	49002		2-1/2"	Steel	Blue	F	psi
	49008		Set 49001/02				
	49003		2-1/2"	Steel	Red	C	kPa/psi
	49004		2-1/2"	Steel	Blue	C	kPa/psi
	49005		2-1/2"	Steel	Red	C	bar/psi
	49006		2-1/2"	Steel	Blue	C	bar/psi
	49025		2-1/2"	Steel	Red	C	bar/MPa
	49026		2-1/2"	Steel	Blue	C	bar/MPa
	49027		2-1/2"	Steel	Red	C	kg/cm <sup>2</sup> /psi
	49028		2-1/2"	Steel	Blue	C	kg/cm <sup>2</sup> /psi
	49047	49197	2-1/2"	Brass		F	psi
	49048	49198	2-1/2"	Brass		F	psi
	49049		Set 49047/48				
	49101	49201	3-1/8"	Steel	Red	F	psi
	49102	49202	3-1/8"	Steel	Blue	F	psi
	49143	49243	3-1/8"	Steel	Red	C	bar/MPa
	49144	49244	3-1/8"	Steel	Blue	C	bar/MPa
	49145	49245	3-1/8"	Steel	Red	C	bar/psi
	49146	49246	3-1/8"	Steel	Blue	C	bar/psi
22	49511		3-1/2"	Liquid	Red	F/C	bar/psi
	49512		3-1/2"	Liquid	Blue	F/C	bar/psi
134a/	49063		2-1/2"	Steel	Red	C	bar/psi
404A/	49064		2-1/2"	Steel	Blue	C	bar/psi
407C	49131	49231	3-1/8"	Steel	Red	C	bar/psi
	49132	49232	3-1/8"	Steel	Blue	C	bar/psi
	49151	49251	3-1/8"	Steel	Red	F	psi
	49152	49252	3-1/8"	Steel	Blue	F	psi
	49163	49263	3-1/8"	Steel	Red	C	bar/MPa
	49164	49264	3-1/8"	Steel	Blue	C	bar/MPa
	49517		3-1/2"	Liquid	Red	F	psi
	49518		3-1/2"	Liquid	Blue	F	psi
	49521		3-1/2"	Liquid	Red	C	bar/psi
	49522		3-1/2"	Liquid	Blue	C	bar/psi
134a/	49059		2-1/2"	Steel	Red	C	MPa
404A/	49060		2-1/2"	Steel	Blue	C	MPa
407C/507							
134a/	49051		2-1/2"	Steel	Red	F	psi
404A/	49052		2-1/2"	Steel	Blue	F	psi
507	49055		2-1/2"	Steel	Red	C	bar/psi

Gases	UPC #	Certified	Size	Type	Color	F/C	Scale
134a/	49056		2-1/2"	Steel	Blue	C	bar/psi
404A/	49057		2-1/2"	Steel	Red	C	kg/cm <sup>2</sup> /psi
507	49058		2-1/2"	Steel	Blue	C	kg/cm <sup>2</sup> /psi
22/134a/	49015		2-1/2"	Steel	Red	F	psi
404A	49016		2-1/2"	Steel	Blue	F	psi
	49033		2-1/2"	Steel	Red	C	bar/psi
	49034		2-1/2"	Steel	Blue	C	bar/psi
	49067	49199	2-1/2"	Brass		F	psi
	49068	49200	2-1/2"	Brass		F	psi
	49069		Set 49067/68				
	49105	49205	3-1/8"	Steel	Red	F	psi
	49106	49206	3-1/8"	Steel	Blue	F	psi
	49169	49269	3-1/8"	Steel	Red	C	bar/psi
	49170	49270	3-1/8"	Steel	Blue	C	bar/psi
	49513		3-1/2"	Liquid	Red	F	psi
	49514		3-1/2"	Liquid	Blue	F	psi
22/134a/	49183		4"	Steel	Red	C	bar/psi
404A/407C	49184		4"	Steel	Blue	C	bar/psi
22/134a/	49041		-	Solar	Red	F/C	bar/psi/MPa
404A/407C	49042		-	Solar	Blue	F/C	bar/psi/MPa
410A/422D/							
427A/507							
22/134a/	49185		4"	Steel	Red	F	psi
404A/410A	49186		4"	Steel	Blue	F	psi
22/134a/	49031		2-1/2"	Steel	Red	C	bar/psi
407C	49032		2-1/2"	Steel	Blue	C	bar/psi
	49167	49267	3-1/8"	Steel	Red	C	bar/psi
	49168	49268	3-1/8"	Steel	Blue	C	bar/psi
22/404A/	49137	49237	3-1/8"	Steel	Red	F	psi
410A	49138	49238	3-1/8"	Steel	Blue	F	psi
22/410A	49515		3-1/2"	Liquid	Red	F	psi
	49516		3-1/2"	Liquid	Blue	F	psi
410A	49035		2-1/2"	Steel	Red	F/C	kg/cm <sup>2</sup> /psi
	49036		2-1/2"	Steel	Blue	F/C	kg/cm <sup>2</sup> /psi
	49053		2-1/2"	Steel	Red	F/C	bar/MPa
	49054		2-1/2"	Steel	Blue	F/C	bar/MPa
	49135	49235	3-1/8"	Steel	Red	F/C	bar/psi
	49136	49236	3-1/8"	Steel	Blue	F/C	bar/psi
	49153	49253	3-1/8"	Steel	Red	C	bar/MPa
	49154	49254	3-1/8"	Steel	Blue	C	bar/MPa
	49519		3-1/2"	Liquid	Red	F/C	bar/psi
	49520		3-1/2"	Liquid	Blue	F/C	bar/psi
417A/	49111		3-1/8"	Steel	Red	F	psi
422A/	49112		3-1/8"	Steel	Blue	F	psi
422D	49113		3-1/8"	Steel	Red	C	bar/psi
	49114		3-1/8"	Steel	Blue	C	bar/psi

RECOVERY MACHINES  
 SUPERVAC SYSTEMS  
 VACUUM AND CHARGING HOSES  
 HOSE ADAPTERS, VALVES AND PARTS  
 CHARGING SYSTEMS  
**GAUGES**  
 ELECTRONIC INSTRUMENTS  
 HEATING INSTRUMENTS  
 LEAK MONITORS AND DETECTORS  
 SYSTEM TOOLS



# ELECTRONIC INSTRUMENTS







CE

68803

YELLOW JACKET®

# Digital Electronic Charging Scales

Eliminates refrigerant transfer from tank to cylinder to system.  
 The cylinder with refrigerant is weighed before and after charging.  
 Charge directly into the system or recover from the system.



Digital electronic charging scales show the progress of the charge as it's happening, indicating when to close the valves and stop the charge. Works with any refrigerant in any system.


- Calibration standards traceable to NIST
- Removable control module on retractable 5' coiled cord
- Mechanical overload protection and "OL" alert on LCD
- Industrial grade circuitry for long life performance
- Minus (-) reading shows weight removed from the platform

- Single point load cell strain gauge for long term stability and accuracy



Full bridge configuration with four strain gauges for accuracy

**Programmable electronic charging scales** have added capabilities for automated, faster and more economical charging. Simply program the charging weight and the valve will close automatically when the charge is complete.

- Mesh filter in charging module protects solenoid valve from debris
- Low flow triggers automatic hold to extend solenoid life
- Schrader valve prevents backflow through solenoid
- Charging accuracy is equal to scale accuracy +/- 0.25 oz.
- Solenoid valve with 400 psi maximum operating pressure differential (MOPD) allows metering broad range of refrigerants
- Made in the USA 

**Convert standard 68802 and 68800 scales to programmable with upgrade kits 68804 and 68805.** Each kit includes a charging module, power pack, instruction manual and larger carrying case to hold all parts.



68802



68803

UPC#	Description
68802	Electronic scale 110 lbs. (50 kg)
68812	Electronic scale 220 lbs. (100 kg)
68803	Programmable electronic scale 110 lbs. (50 kg)
68813	Programmable electronic scale 220 lbs. (100 kg)
68800	Metric electronic scale 50 kg (110 lbs.)
68810	Metric electronic scale 100 kg (220 lbs.)
68801	Metric programmable scale 50 kg (110 lbs.)
68811	Metric programmable scale 100 kg (220 lbs.)
68804	115V Upgrade kit
68805	230V Upgrade kit
68806	115V Adapter
68807	230V Adapter
68808	230V Adapter (UK)

Specifications:
Resolution: 0.1 oz./0.01 lb./0.01 kg
Display: Sealed LCD with high resolution 0.5" characters
Keypad: Moisture resistant membrane keypad with tactile metal domes
Operating temperature range: 32° to 122°F (0° to 50°C)
Storage temperature range: -4° to 158°F (-20° to 70°C)
Power: 9V battery, battery life approximately 25 hours
Specifications: 110 lbs. (50 kg) scale
Platform size: 9" x 9" (228 mm x 228 mm)
Case size: 15.5" x 12.25" x 3.25" (394 mm x 311 mm x 83 mm)
Accuracy: ± 0.5 oz./ ± 0.03 lb./ ± 0.015 kg or 0.1% of reading, whichever is greater
Total unit weight: 9 lbs. (4.1 kg)
Specifications: 220 lbs. (100 kg) scale
Platform size: 11.3" x 11.3" (287 mm x 287 mm)
Case size: 18" x 13" x 4.25" (457 mm x 330 mm x 108 mm)
Accuracy: ± 1.0 oz./ ± 0.06 lb./ ± 0.03 kg or 0.1% of reading, whichever is greater
Total unit weight: 12 lbs. (5.4 kg)



Model 68802 – 110 lbs. (50 kg)  
9" x 9" (228 mm x 228 mm)

Model 68812 – 220 lbs. (100 kg)  
11.3" x 11.3" (287 mm x 287 mm)



## SUPEREVAC™ LCD VACUUM GAUGE

Full range from atmosphere to 1 micron




The SuperEvac™ LCD vacuum gauge combines thermocouple sensor technology with advanced electronics for precise readings and repeatability not found with thermistor sensors or analog meters.

Thermocouple technology has long been proven in laboratory and precision industrial instrumentation for sensing the deep vacuum range. Thermocouple sensors are factory calibrated and exhibit few of the electronic variances of thermistor sensors found in many other electronic gauges. Durable molded case with storage for sensor, cable and brass connector.

### Thermocouple sensor features:

- No adjustments or warm-up. Stays calibrated after on/off switching and long evacuations
- Automatic battery compensation
- Automatic ambient temperature compensation
- Replacement sensor requires no calibration

### LCD gauge features:

- Normal handling and jarring will not affect the LCD reading
- Case protects electronic circuitry and sensor
- Calibration standards traceable to NIST
- Precision circuitry controls sensor and translates sensor input into micron readings
- Made in the USA 

### Specifications

Response time: 3 seconds  
 Calibration: Automatic  
 Warm up: 3 seconds  
 Sensor cable: 5.5' (167 cm) coiled  
 Sensor connection: 1/4" Male flare  
 Operating temperature range: 32° to 120°F (0° to 49°C)  
 Display: 0.5" LCD with battery check  
 Power: D cell battery, 70 hours continuous battery life  
 Dimensions: 9" x 12.25" x 2.37" (230 mm x 310 mm x 60 mm)  
 Accuracy: ± 20% of reading

UPC#	Description
69075	SUPEREVAC LCD vacuum gauge full range complete in case
69067	Optional ball valve to add to sensor 1/8" NPT Female x 1/4" Female flare
69071	Brass connector 1/4" Female flare x 1/4" Female flare
69073	Replacement sensor for 69070, 69075
19110	Optional coupler to add to sensor 1/8" NPT Female x 1/4" Female flare

## DIGITAL LCD ECONOMY VACUUM GAUGE




Versatile — Connect to the YELLOW JACKET® SUPEREVAC™ Vacuum Pump, or in line with a tee fitting, or directly to the system with YELLOW JACKET® core removal tool 18975.



This product is protected by one or more of U.S. Patent Number: 6,779,350; 6,832,491; 7,073,346; 7,310,965; and 7,428,822

The digital LCD economy vacuum gauge indicates air and moisture have been removed from the system. Track down 14 increments from atmosphere to 25 microns to know that the system is clean and the vacuum pump is performing properly. Packaged complete with 9V alkaline battery and hanging hook.

- Unique thermal conductivity sensor automatically compensates for temperature with no calibration
- Simple On/Off controls
- Easy-to-clean sensor handles 450 psi positive pressure
- Rugged contractor-grade construction with tough ABS housing and solid state circuitry for accuracy
- Automatic battery saver shuts gauge off after 20 minutes with no reading changes
- Low battery indicator
- Calibration standards traceable to NIST
- Patented technology
- Made in the USA 

To keep the 69080 vacuum gauge accurate, it is best to avoid oil contamination. Keep the sensor vertical whenever possible and connect the gauge directly to the system, away from the pump.

UPC#	Description
69080	Digital LCD vacuum gauge with battery, hook and pouch
69081	Replacement soft-sided protective case
69079	Replacement battery door and screw
69095	Tee fitting

## DIGITAL VACUUM GAUGE

### Seven units of measurement for confidence

This easy-to-use gauge shows that air and moisture have been removed from the system. Simple push of a button changes the display readout between 7 units of measurement. **Each displays down to the equivalent of 10 microns of vacuum to let you know that your vacuum pump is clean and performing properly.** If the sensor gets dirty, simply plug a new sensor into the gauge, run through a quick calibration process and be back on the job within minutes.



This product is protected by one or more of U.S. Patent Number: 6,779,350; 6,832,491; 7,073,346; 7,310,965; and 7,428,822

- Unique patented thermal conductivity sensor automatically compensates for temperature
- Replaceable, cleanable, plug-in sensor (Part #69087) handles 450 psi positive pressure
- Displays seven different units of measurement (microns, milliTorr, Torr, millimeters of mercury, millibar, kiloPascal and Pascal)
- 12" coiled sensor cord stretches to 24" for easy reach, connectivity and readability of display
- Low battery indicator
- Automatic shut-off after 20 minutes
- Calibration standards traceable to NIST
- 32° to 122°F (0° to 50°C) operating temperature range
- 12 oz. (340 g) with battery
- Approximately 25 hours continuous battery life
- Made in the USA

UPC#	Description
69086	Hand-held vacuum gauge with fabric carry pouch
69087	Replacement sensor
69088	Replacement cable
69091	Replacement fabric pouch for 69086

## DELUXE LED VACUUM GAUGE

### AC powered



Professional laboratory type instrument with 0.56" high bright LED readout is 100 percent automatic. Complete unit includes aluminum LED display, sensor with ball valve, cable, brass connector and carrying case.

- Thermocouple sensor technology for precise and repeatable accuracy
- Improved software expands sensing range from atmospheric pressure to 1 micron
- Calibration standards traceable to NIST
- Made in the USA

Specifications
Response time: 3 seconds
Calibration: Automatic
Warm up: 3 seconds
Sensor cable: 9' (274 cm)
Sensor connection: 1/4" Male flare with isolation valve
Operating temperature range: -10° to 150°F (-23° to 65°C)
Storage temperature range: -30° to 150°F (-34° to 65°C)
Power: 115V/60 Hz (230V available)
Power cord: 6'
Dimensions: 4.25" x 5.5" x 1.5" (108 mm x 140 mm x 38 mm)
Carrying case: 12.25" x 8" x 3.5" (310 mm x 203 mm x 89 mm)

UPC#	Description
69060	LED vacuum gauge kit complete with case, 115V
69063	LED vacuum gauge kit complete with case, 230V
69064	Sensor for 69060 and 69063
69065	9' sensor cable for above
69066	Carrying/storage case
69067	Ball valve for sensor 1/8" NPT Female x 1/4" Male flare
69071	1/4" Female flare connector

## REFRIGERANT ANALYZER

### Speed, accuracy and portability



*Built-in printer (68947) runs an instant receipt for convenient and accurate customer billing.*

- Dispersive infrared technology quickly determines the weight concentrations of R-12, R-22, R-134a, hydrocarbons and air
- Analytical software identifies EPA SNAP approved blends, as well as illegal replacements and blends including propane and butane
- Quickly and automatically determines purity of R-12, R-22 and R-134a to help eliminate potential of human error
- Large, easy-to-read graphing display
- Rechargeable battery lasts all day
- Rugged portable case includes R-12 hose with 1/4" flare and R-134a hose with auto coupler

#### Specifications

Operating temperature range: 40° to 130°F  
 Operating humidity: 0-95% RH non-condensing  
 Display: 128 x 64 pixel LCD  
 Resolution: 0.1%  
 Refrigerant: R-12, R-22, R-134a, HC, and EPA SNAP approved blends  
 Output: Digital display and LEDs, optional printer module (internal)  
 Power: 12V, via battery clips (optional power supply available)  
 Weight: 8.0 lbs.  
 Start to finish: 60 seconds

UPC#	Description
68945	Refrigerant analyzer
68947	Refrigerant analyzer with printer
68948	Optional internal rechargeable battery kit with battery and 110V charger
68949	Optional 110/220V power adapter
68950	Thermal printer paper - 1 roll
68978	R-12 replacement hose
68979	R-134a replacement hose

## MICRO INFRARED THERMOMETER



This is the most compact infrared thermometer available. Quickly measures -27° to 428°F (-33° to 220°C) with distance to spot ratio of about 1:1.


#### Specifications

Operating temperature range: 14° to 122°F (-10° to 50°C)  
 Resolution: 0.1°F or °C  
 Emissivity: 0.05-1 adjustable  
 Wave lengths: 5-14 microns  
 Power: 3V button cell battery included (CR2032)  
 Dimensions: 2.7" x 1.5" x 0.7"  
 Weight: 0.09 oz. (1.1 oz. with battery)  
 Accuracy: ± 2% of reading or 4°F (2°C), whichever is greater

UPC#	Description
69225	Micro infrared thermometer

#### THERMOMETER APPLICATIONS:

- HVAC/R
- Automotive
- Plant maintenance
- Laboratories
- Food service
- Plastic molding
- Road construction
- Energy auditing
- Electrical



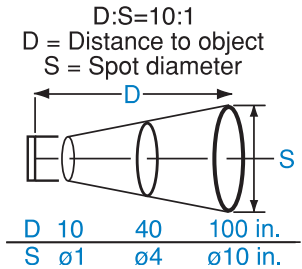


## PISTOL-GRIP INFRARED THERMOMETER



With wide measurement of  $-40^{\circ}$  to  $932^{\circ}\text{F}$ , this easy-to-use tool is the effective choice for high or low temperature and refrigeration applications. For accuracy and resolution, the focal point is a tight 10:1 ratio with laser sighting.

- Selectable 3-point emissivity for simple set-up
- Backlight for dark area use
- $^{\circ}\text{F}/^{\circ}\text{C}$  switchable
- $\pm 2\%$  or  $2^{\circ}\text{C}$  accuracy
- $0.1^{\circ}\text{F}$  resolution at  $-40^{\circ}$  to  $212^{\circ}\text{F}$  ( $-40^{\circ}$  to  $100^{\circ}\text{C}$ )
- Fast response time of 500 msec



UPC#	Description
69228	Pistol-grip infrared thermometer

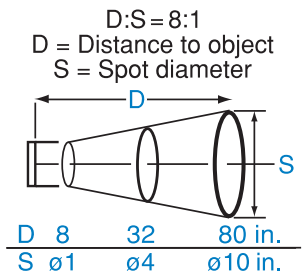
## INFRARED THERMOMETERS



Target a surface and press the power key to take a fast and safe non-contact laser sighting temperature reading. 95% response in 500 msec at  $-4^{\circ}$  to  $788^{\circ}\text{F}$  ( $-20^{\circ}$  to  $420^{\circ}\text{C}$ ). To take readings in low light, the large LCD features a switchable backlight.

### Measurement capabilities 69240:

- Real time temperature of surface measured
- Highest and lowest temperature taken
- Average temperature from the time the power key was first pressed



- Determines net temperature difference between two surfaces or readings of the same surface to calculate net heating or cooling



Pocket-size – compact and lightweight.

Specifications	69235	69237	69240
Accuracy:	$\pm 5.4^{\circ}\text{F}$ , $\pm 3\%$	$\pm 3^{\circ}\text{C}$ , $\pm 3\%$	$\pm 3.6^{\circ}\text{F}$ , $\pm 2\%$
Emissivity:	Fixed	Fixed	Adj. 0.3-1.0
Distance/Spot ratio:	8:1	8:1	8:1
Switchable:	$^{\circ}\text{F}$ only	$^{\circ}\text{C}$ only	Yes
Max/Min Delta T/Avg:	No	No	Yes
9 pt. memory:	No	No	Yes
Audio alarm:	No	No	Yes
Keys:	3 Keys	3 Keys	5 Keys
Dimension:	6-1/8" x 1-5/16" x 2-1/8" (156 mm x 33 mm x 53 mm)		
Weight:	6.3 oz. (180 g)		

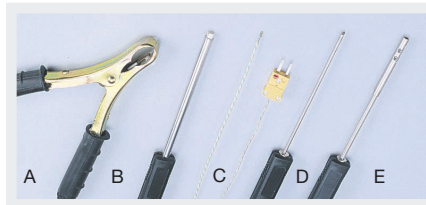
UPC#	Description
69235	Infrared thermometer – $^{\circ}\text{F}$
69237	Infrared thermometer – $^{\circ}\text{C}$
69240	Full feature infrared thermometer

## DIGITAL THERMOMETERS

Differential and single probe types



Easy strap-on probe (69224) for 1/4" O.D. and larger piping. Efficient for super heat.



### Specifications

Temperature range: -58° to 1999°F (-50° to 1300°C)  
 Resolution: 0.1 or 1°  
 Display: LCD 5/8" (16 mm)  
 Operating temperature range: 32° to 120°F (0 to 49°C)  
 Storage temperature range: -20° to 130°F (-29 to 54°C)  
 Power: 9V, battery life approximately 200 hours  
 Dimensions: 7.2" x 2.75" x 1.6" (180 mm x 70 mm x 40 mm)  
 Accuracy: -58° to 1800°F ± (0.3% of reading + 2°F); -50° to 982°C ± (0.3% of reading + 1°C)

### THERMOMETER APPLICATIONS:

- HVAC/R
- Research
- Laboratories

#### Single Probe "K" type:

- Single "K" type input
- °F/°C switchable
- Maximum and minimum hold
- Low battery indicator
- Power off after 30 minutes

#### Differential "K" type:

- Dual "K" type thermocouple inputs
- T1, T2 or T1-T2 differential readings
- Resolution 1°

UPC#	Description	Maximum temperature	Length	Response time (sec.)
69200	Digital thermometer – single general purpose probe and case			
69205	Differential thermometer – 2 clamp-on, 2 general purpose probes and case			
69207	Differential thermometer – 2 strap-on, 2 general purpose probes and case			
69210	Differential thermometer – 2 general purpose probes and case			
UPC#	Description	Maximum temperature	Length	Response time (sec.)
69215	Type "K" air probe (E)	1100°F (593°C)	4 ft. (1.21 m)	5
69216	Type "K" 1.25" ø clamp-on probe (A)	1100°F (593°C)	4 ft. (1.21 m)	12
69218	Type "K" general purpose probe (C)	500°F (260°C)	3 ft. (0.91 m)	3
69220	Type "K" surface probe (B)	1650°F (900°C)	4 ft. (1.21 m)	3
69222	Type "K" puncture probe (D)	570°F (299°C)	4 ft. (1.21 m)	12
69224	Type "K" strap-on probe (F)	300°F (149°C)	12 ft. (3.65 m)	12

## WATER-PROOF DIGITAL THERMOMETER



Easy-to-use single "K" probe unit meets IP66 standard.

- Maximum/minimum relative reading memory
- Backlight for dark area use
- Sleep mode on/off
- °F/°C switchable

### Specifications

Temperature range: -328° to 1999°F (-200° to 1300°C)  
 Operating temperature range: 32° to 122°F (0° to 50°C) (0-85% RH, non-condensing)  
 Sampling rates: 2.5 per second  
 Battery: 9V, battery life approximately 200 hours  
 Display: LCD 1.5" x 1.7" (37 mm x 42 mm), maximum reading 1999  
 Dimensions: 7.1" x 2.8" x 1.2" (181 mm x 71 mm x 30 mm)  
 Accuracy:  
 -200° to 1300°C ± (0.3% of reading + 1°C)  
 1000° to 1300°C ± (0.5% of reading + 1°C)  
 -328° to 2372°F ± (0.3% of reading + 2°F)  
 (18° to 28°C ambient temperature)

UPC#	Description
69233	Waterproof thermometer – single "K" probe

## DIGI-ALARM THERMOMETER

Extended reach stainless steel probe



This compact unit measures from -58° to 392°F (-50° to 200°C) and triggers an alarm at the high and low programmed temperatures.

- No calibration
- °F/°C switchable
- Data hold function
- Key tone for operation confirmation
- Maximum/minimum temperature memory
- Foldaway stand
- Automatic self test after battery installation

### Specifications

Measurement range: -50 to 200°C / -58 to 392°F  
 Accuracy: ±1°C between -19.9 to 119.9°C  
 ±2°C between 120 to 199.9°C  
 otherwise ±3°C  
 ±1.8°F between -3.8 to 183.8°F  
 ±3.6°F between 248 to 391.8°F  
 otherwise ±5.4°F  
 Display resolution: 0.1° over full range  
 Alarm resolution: 1° over full range  
 Sampling rate: 1 second  
 Battery: Requires one 1.5 volt size AAA/UM4 or equivalent (included)  
 Ambient temperature: 0 to 50°C / 32 to 122°F

UPC#	Description
69239	Digi-alarm thermometer

## HYGRO-THERMOMETER



The hygro-thermometer is a highly accurate industrial grade meter that measures both humidity and temperature. Great for use in hospitals, computer rooms, laboratories and warehouses.

- Microprocessor controlled for reliability and repeatability
- Wide temperature and humidity range
- Calculates and displays dew point in °F or °C
- Maximum and minimum temperature and humidity readings
- °F/°C switchable
- Display "hold" function for operator ease
- Replaceable sensor probe

### Specifications

Range: -4° to 176°F (-20° to 80°C)  
 %RH 5.0 to 95% RH  
 Temperature drift: ±0.5% RH per 18°F (10°C)  
 Resolution: ±0.1% RH 0.1°F or °C  
 Display: LCD 0.5" x 4 digits (15 mm)  
 Operating temperature range:  
 Instrument: 32° to 122°F (0° to 50°C)  
 Probe: -4° to 176°F (-20° to 80°C)  
 Power: 2 AA batteries, battery life approximately 300 hours  
 Dimensions:  
 Instruments: 7.1" x 3" x 0.8"  
 (181 mm x 71 mm x 20 mm)  
 Probe: 1" diameter (25 mm)  
 Accuracy: ± 2.0% RH ±0.3% of temperature reading ±1 digit  
 Response time: RH – up to 90% of change is measured value in 15 seconds  
 Temperature – approximately 60 seconds  
 Weight: 8 oz. (0.22 kg) with batteries

UPC#	Description
68850	Hygro-thermometer complete with probe, batteries and case
68854	Replacement relative humidity/temperature probe

## POCKET THERMOMETERS

1" and 1-3/8" dial thermometers are adjustable with a 5" stainless steel stem. Colored sheath with pocket clip.

- Individually calibrated
- Shock resistant



12 units with display packaging



UPC#	Description
69251	1" Dial 0° to 220°F (12 pak)
69252	1" Dial 40° to 160°F (12 pak)
69253	1" Dial 50° to 550°F (12 pak)
69255	1-3/8" Dial -40° to 160°F (-40° to 70°C) (12 pak)
69256	1-3/8" Dial 0° to 220°F (-10° to 110°C) (12 pak)
69265	1" Dial 0° to 70°C (12 pak)



## POCKET DIGITAL THERMOMETER

Digital head rotates 180° for easy reading.

- On/off button
- Auto off after 10 minutes
- Reading updates every second
- 5" (125 mm) stem



UPC#	Description
69107	Digital thermometer -58° to 302°F (-50° to 150°C)
69250	69107 display (12 pak)
69110	Battery

## DIGITAL REFRIGERANT PRESSURE AND TEMPERATURE CHART



Fast and accurate pressure and temperature references for 66 refrigerants.

- 5.1 to 462.5 psi
- 0.25 to 31.88 bar
- 0.035 to 3.188 MPa
- -40° to 155°F (-40° to 68°C)
- Auto off after five minutes
- Includes manual, soft case and battery (3V CR2032)


UPC#	Description
69096	Digital refrigerant pressure and temperature chart

## SUPERHEAT CALCULATION KIT



Easily take an internal temperature reading for calculating system superheat.

- Read from -58° to 302°F (-50° to 150°C)
- °F/°C switchable
- Extract Schrader cores without opening system
- Remove broken Schrader cores
- Chase damaged threads
- Replace cores
- Use as vacuum valve to increase flow and reduce vacuum and charging time
- Use to reduce recovery time
- Made in the USA



Accessory Set 18980

UPC#	Description
69103	Superheat kit without accessory kit
69104	Complete superheat kit and accessories (as shown)
69106	Digital thermometer and nut - 40° to 230°F
69107	Pocket thermometer
18975	Improved vacuum/charge valve
18978	Schrader rethreading accessory
18979	Broken Schrader remover accessory
18980	Accessory set - 2 piece
18997	Grappler rod and nut assembly

## SOUND LEVEL METER

This easy-to-use unit measures and displays 30-130 decibels digitally and as an analog graph to help you test for OSHA compliance, monitor equipment and more.

- Meets IEC 651, ANSI S1.4, Type 2 standard
- Six measurement ranges in 10 dB increments
- Max/Min and Max Hold functions



### Specifications

Display: 3-1/2 digit LCD, 0.1 dB resolution updated 0.5 seconds  
 Analog output: AC: 0.707 vrms (at full scale)  
 DC: 10mV/dB  
 Measurement frequency range: 31.5Hz - 8KHz  
 Power: 9V battery (included)  
 Dimension: 3.1" x 10" x 1.5" (80 mm x 256 mm x 38 mm)  
 Accuracy: ±1.5 dB (under reference condition)

UPC#	Description
69346	Sound level meter

## TACHOMETER

Easy-to-read and use unit measures 10 to 99,999 rpm on compressors, fans, motors, gears, pulleys and more. Non-contact reading maintains torque and precise measurement.

- Auto range function
- Units in rpm
- Hold function to freeze rotating speed



### Specifications

Time base: 4.0 MHz quartz crystal  
 Power: 9V battery (included)  
 Resolution: 0.001 rpm  
 Sampling time: 1 second (>60 rpm, 10 to 60 rpm)  
 Dimension: 4.8" x 1.9" x 1.3" (124 mm x 50 mm x 33 mm)

UPC#	Description
69348	Non-contact photo tachometer

## DIGITAL ANEMOMETER



Precision industrial grade instrument for balancing air conditioning and heating ducts, balancing refrigerated cases and checking fan and blower operations. Measures air velocity and calculates air flow volume.

- Reads air velocity from 40-7800 fpm
- Probes have metal vanes and high quality bearings for durability
- Probes calibrated before leaving factory. Replaceable and recalibrateable
- Extension handles and 5' cable for hard-to-reach areas
- Microprocessor controlled for reliability and repeatability
- Calculates and reads in cfm (cubic feet/minute) or cmh (cubic meters/hour)
- °F/°C switchable
- Memory saves minimum and maximum readings
- Averages reading over 2- or 16-second periods
- Display "hold" button

### Specifications

**Resolution:** 1 fpm (0.01 mps)  
**Display:** 0.5" LCD 4 digits  
**Operating temperature range:** Instrument: 32° to 122°F (0° to 50°C)  
 Probe: -4° to 212°F (-20° to 100°C)  
**Air flow:** Probe 68904: 40-7800 fpm (0.2 to 40.00 mps)  
 Probe 68905: 60-6800 fpm (0.3 to 35.00 mps)  
 Calculated air volume: 0.0 to 9999 cfm (0.0 to 9999 cmh) (cubic meter/hr.)  
**Power:** 2 AA batteries, battery life approximately 300 hours  
**Dimensions:** Instrument: 7.1" x 3.0" x 0.8" (180 mm x 76.2 mm x 20.3 mm)  
 Probe 68904: 2-7/8" (70 mm) diameter  
 Probe 68905: 1.0" (25 mm) diameter  
**Accuracy:** ±1% of reading ±1 digit

UPC#	Description
68900	Complete kit 2.75" diameter probe
68901	Complete kit 1.0" diameter probe
68904	Probe 2.75" diameter vane type
68905	Probe 1.0" diameter vane type
68906	5' Extension cable
68907	10" Extension rod
68908	10" Flexible extension

## ANEMOMETER



This hand-held instrument reads both air velocity and temperature simultaneously when balancing air conditioning/heating ventilation systems.

- Microprocessor controller
- Calculates cfm air volume
- Records minimum and maximum readings
- Averages air velocity
- Display "hold" button freezes LCD reading
- °F/°C switchable
- Auto off after 20 minutes
- RS232 output

### Specifications

**Air flow ranges:** 125 – 4900 ft/min  
 Resolution: 1 ft/min and 0.01 m/sec. Accuracy: ±2%  
**Temperature:** 14° to 122°F (-10° to 50°C)  
 Resolution: 0.01°F and 0.1°C Accuracy: ±1.0°F (±0.6°C)  
**Power:** 9V battery, battery life approximately 100 hours  
**Fan diameter:** 2-7/8" (70 mm)

UPC#	Description
68915	Anemometer kit
68916	Replacement 2.75" (70 mm) diameter probe assembly




RECOVERY MACHINES  
 SUPERVAC SYSTEMS  
 VACUUM AND CHARGING HOSES  
 HOSE ADAPTERS, VALVES AND PARTS  
 CHARGING SYSTEMS  
 GAUGES  
 ELECTRONIC INSTRUMENTS  
 HEATING INSTRUMENTS  
 LEAK MONITORS AND DETECTORS  
 SYSTEM TOOLS

## GAS PRESSURE TEST KIT



Easier to use than a manometer, this compact kit helps you accurately set manifold pressure for natural or L.P. gas.

- Sensitive diaphragm gauge calibrated in inches of water column and ounces per square inch
- Improved lamination strength of diaphragm (bellows) to brass plate withstands higher over-pressure
- Tube nipple for easy connection to system manifold
- Two gauge ranges available
- Made in the USA



The unique single bellows on brass plate design replaces the double bellows for a stronger seal that better resists over-pressure.

UPC#	Description
78055	Complete test kit – 0-10" W.C.
78056	Barb-fitting gauge – 0-10" W.C.
78057	1/4" NPT Male gauge – 0-10" W.C.
78060	Complete test kit – 0-35" W.C.
78061	Barb-fitting gauge – 0-35" W.C.
78066	1/4" NPT Male gauge – 0-35" W.C.
78062	Hose with nipple
78064	Brass barb-fitting
78065	Rubber nipple
78059	Gauge crystal
78063	Carrying case

## 2" GAS TEST GAUGE

1/2", 3/4" and 1" pipe



Easy-to-read gauge to test system pressure for leaks in new installations. Pressure drop indicates leakage. 0-30 gauge is in 1/4 lb. increments and 0-15 gauge is in 1/5 lb. increments. Brass threaded bell for leak tight connection.

UPC#	Description
78076	2" Test unit 0-15 lb. gauge 1/2" pipe
78077	2" Test unit 0-15 lb. gauge 3/4" pipe
78080	2" Test unit 0-30 lb. gauge 3/4" pipe
78087	2" Test unit 0-60 lb. gauge 3/4" pipe
78090	2" Test unit 0-100 lb. gauge 3/4" pipe
78078	Gauge 1/4" NPT Male 0-15 lb.
78081	Gauge 1/4" NPT Male 0-30 lb.
78091	Gauge 1/4" NPT Male 0-100 lb.
78079	2" Test unit 0-15 lb. gauge 1" pipe
78085	2" Test unit 0-30 lb. gauge 1" pipe
78095	2" Test unit 0-100 lb. gauge 1" pipe
78096	Schrader fitting 1/8" NPT Male x tire fitting (0.305" - 32)

## 3-1/2" GAS TEST GAUGE

3/4" and 1" pipe



Larger 3-1/2" gauges are easier to read. Scale in psi and bar. Brass threaded bell for leak tight connection.

UPC#	Description
78084	3-1/2" Test unit 0-30 3/4" pipe
78086	3-1/2" Test unit 0-100 3/4" pipe
78088	3-1/2" Test unit 0-30 1" pipe
78089	3-1/2" Test unit 0-100 1" pipe
49422	Gauge only 3-1/2" test unit 0-60 psi
49421	Gauge only 3-1/2" test unit 0-30 psi
49424	Gauge only 3-1/2" test unit 0-100 psi



## DIGITAL PSYCHROMETER



Quickly measure humidity, dry bulb, dew point and wet bulb. No need to whirl a meter or refer to a chart for results.

- °F/°C switchable
- Data hold
- Auto power off
- Display relative humidity and temperature simultaneously
- Response time of 60 seconds to changes in humidity

### Specifications

Temperature range: -4° to 122°F (-20° to 50°C)  
 Resolution: 0.1°F/°C, 0.1% RH  
 Operating temperature range: 4° to 122°F (-20° to 50°C) 0-100% RH  
 Power: 2 AAA batteries  
 Dimensions: 7" x 1-7/8" x 1" (178 mm x 48 mm x 25 mm)  
 Weight: 2.65 oz. (75 g)  
 Accuracy: Relative humidity functions (± 3% RH at 25°C)  
 Temperature ± 1°F (0.6°C)  
 Sensors: Temperature: thermistor bead  
 Humidity: polymer film (capacitance)  
 Update rate: 2-6 seconds depending on function


UPC#	Description
------	-------------

69008	Digital psychrometer
-------	----------------------

## SLING PSYCHROMETER

Measures wet and dry bulb temperatures of surrounding air for immediate conversion of readings to relative humidity percentage.

- One piece unit in self-contained housing fits into your pocket
- Calibrated and easy-to-read
- "Slide rule" scale built into case
- Accurate to 1% of "Hygrometric Tables"
- Made in the USA



UPC#	Description
69010	Sling psychrometer
69011	Replacement wicks (5 pak)
69015	Replacement thermometer

## WATER-TYPE MANOMETER

Economical plastic tube manometer helps you set manifold pressure for natural or L.P. gas. Goes to -2" W.C. for newer systems.

- Strong magnet on manometer holds it in convenient upright position
- Includes tubing with fitting
- Made in the USA

UPC#	Description
78070	-2" - 0 - 7-1/2" scale manometer
78075	-2" - 0 - 15" scale manometer
78071	Tubing with fitting
59511	Brass fitting only



## DIGITAL ELECTRONIC MANOMETER

The digital electronic manometer eliminates the mess and fragility of U-tubes or diaphragm type gas pressure gauges. This easy-to-use instrument provides a continuous display of the measured positive or negative pressure. Ideal for setting gas pressure at manifold, checking pressure, flue draft and air balancing. Kit includes battery, 18" tubing and brass fitting.

- -19.95" to 19.95" water gauge
- 0.05" water column resolution
- Large LCD display
- Automatic off
- Long battery life
- Made in the USA

UPC#	Description
78050	Digital electronic manometer
69089	Battery door
78071	18" Tubing with fitting
59511	Brass fitting only






## TEST LEAD SETS

Set of two leads 3' in length. Clips with red and black insulators each end. 120/240V – AC. 69532 and 69531 use 16-1 wire. 69530 and 69529 use 14-1 wire.


UPC#	Maximum amps	Clip size
69532	5 Amp	Small
69531	10 Amp	Medium
69530	10 Amp	Medium
69529	20 Amp	Large



## TEST LEAD SETS – MALE PLUG

A 6' lead using number 16-2 wire and Male plug one end. Clips with red and black insulators other end. 120/240V – AC.

UPC#	Maximum amps	Clip size
69526	10 Amp	Small
69525	15 Amp	Medium
69524	15 Amp	Large



## TEST LEAD SETS – FEMALE PLUG

A 6' lead using number 16-2 wire and Female plug one end. Clips with red and black insulators other end. 120/240V – AC.

UPC#	Maximum amps	Clip size
69528	10 Amp	Medium
69527	15 Amp	Large



## ADAPTER CORD – TEST CONNECTOR

A 12" lead using number 14-3 wire and Female plug one end. Three large clips other end with red, black and green insulators. 120/240V – AC.

UPC#	Maximum amps	Clip size
69522	15 Amp	Large



## START SWITCH

A six lead using number 16-2 wire and Male plug one end. Clips with red, black and white insulators. Other end includes push button start switch. 120/240V – AC.

UPC#	Maximum amps	Clip size
69523	15 Amp	Large

## FUEL OIL TEST KIT



Determine pump efficiency, cut-off and suction, as well as analyze or troubleshoot burner efficiency. Kit includes 2" gauge, 30" 0-150 lb. scale and 12" hose with fittings.



UPC#	Description
78020	Complete fuel oil gauge kit
78021	2" Fuel oil gauge only
78023	Carrying case
78011	12" Hose – no valve opener
78024	Fitting set (4 pak)
78031	2-1/2" Gauge, scale 30", 0-150 lbs.
78032	2-1/2" Gauge, scale 30", 0-300 lbs.

All gauges are 1/8" NPT.

## OIL PUMP VIBRATION ELIMINATOR



Reinforced rubber hose helps eliminate noise and vibration when installed in a heating system.

- 1250 psi (86 bar) minimum burst, 250 psi (17 bar) maximum working pressure
- Operating temperature -20° to 180°F (-28.8° to 82.2°C)
- Made in the USA

UPC#	Length	Description
78012	12"	3/8" Male flare x 1/4" NPT Male oil burner connector



## LEAK MONITORS AND LEAK DETECTORS







YELLOW JACKET®

## AccuPROBE™ Leak Detector

With heated sensor and SmartAlarm™ indicator, this is the only tool you need for fast, easy and certain leak detection



The AccuPROBE leak detectors feature heated sensor technology that is designed to detect the more current and difficult HFC refrigerants such as R-134a, R-404A, R-407 and R-410A, in addition to all HCFC (R-22) and CFC (R-12) refrigerants including SNAP approved hydrocarbon blends, all with minimal chance of false alarms. The AccuPROBE leak detectors do not require rechargeable batteries.

## AccuPROBE™ LEAK DETECTOR



The SmartAlarm™ LED shows how big or small a leak is on a scale of one to nine:

- 1 to 3 – less than 0.1 oz./yr.
- 4 to 6 – 0.1 to 0.5 oz./yr.
- 7 to 9 – more than 0.5 oz./yr.

In addition to the SmartAlarm indicator, the AccuPROBE features low, normal and high sensitivity levels with visual and audible signals.

- If there is no response from the flashing tip or beeping signal at the preset normal sensitivity in the general area of a suspected leak, select high sensitivity
- High sensitivity will detect even low levels that could be missed with other detection systems
- Use low sensitivity as you move the tip over more defined areas

The frequency of flashing from the heated sensor tip increases as you get closer to a leak and refrigerant concentration increases. The audible alert, which can also be muted, increases in frequency and duration as concentration increases.

- Long life, stable sensor
- Instantaneous response time
- Clears quickly from large amounts of refrigerant
- Automatic calibration and reset to ambient
- Low battery indicator
- Leak Test Vial included to verify proper functioning of detector
- 18-month limited warranty (12-month warranty on sensor)
- Made in the USA

### Specifications:

**Sensitivity:** 0.06 oz./yr. (1.7 g/yr.) HFCs R-134a  
0.03 oz./yr. (0.9 g/yr.) HCFCs R-22

**Heated electrochemical sensor:** Over 300 hours service life with minimal cleaning and no adjustments

**Maintenance required:** None

**Body length:** 10" (25.4 cm)

**Probe length:** 18" (46 cm)

**Weight:** 15 oz. (0.4 kg)

**Warm up time:** 25 seconds or less

**Power:** 4 AA alkaline batteries, 8 hours continuous life

**Operating temperature range:** 24° to 110°F (-4° to 43°C)

**Storage temperature range:** -4° to 122°F (-20° to 50°C)

**Approvals:** SAE J1627, SAE J2791, CE, EN 14624

UPC#	Description
69365	Heated AccuProbe
69366	Heated AccuProbe European
69367	Heated AccuProbe Japan
69368	Heated AccuProbe Australia/New Zealand
69378	AC adapter – 230V/50-60 Hz (standard with 69368)
69380	AC adapter – 115V/60 Hz (standard with 69365)
69381	AC adapter – 230V/50 Hz (standard with 69366)
69382	AC adapter – 100V/50-60 Hz (standard with 69367)

Accessories and parts	
69383	Kit – sensor, filters and bottle
69384	Replacement sensor and filter
69385	Sensor filters (5 pak)
69386	Leak sensor bottle
69387	Carrying case with inserts
69388	Carrying holster with clip
69389	Battery cover and screw

## AccuPROBE™ II LEAK DETECTOR



The AccuPROBE II comes with all of the features of AccuPROBE without the SmartAlarm indicator and flashing tip.

### Specifications:

**Sensitivity:** 0.06 oz./yr. HFCs R-134a,  
0.03 oz./yr. HCFCs R-22

**Sensor life:** Over 300 hours service life with minimal cleaning and no adjustments

**Probe length:** 17"

**Weight:** 1.5 lbs.

**Warm up time:** 20 seconds or less

**Power:** 4 AA alkaline batteries, 6 hours continuous life

**Approvals:** CE, SAE J2791, EN 14624

UPC#	Description
69354	AccuPROBE II leak detector
69383	Kit – sensor, filter and bottle
69384	Replacement sensor and filter
69385	Sensor filters (5 pak)
69386	Leak sensor bottle
69387	Carrying case with inserts
69361	Zipper pouch

## Tips for detecting system leaks with leak detector

1. Inspect entire A/C system for signs of oil leakage, corrosion cracks or other damage. Follow the system in a continuous path so no potential leaks are missed.
2. Make sure there is enough refrigerant in the system (about 15 percent of system capacity or 50 psi min.) to generate pressure to detect leaks.
3. Check all service access port fittings. Check seals in caps.
4. Move detector probe at 1" per second within 1/4" of suspected leak area.
5. Refrigerant is heavier than air so position probe below test point.
6. Minimize air movement in area to make it easier to pinpoint the leak.
7. Verify an apparent leak by blowing air into suspected leak to clean the area and see if the leak remains.
8. When checking for evaporator leaks, check for gas in condensate drain tube.

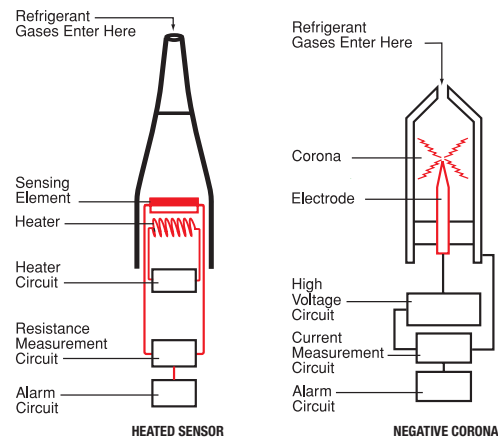
## HEATED SENSOR OR NEGATIVE CORONA?

### Heated Sensor Leak Detectors

When the heated sensing element is exposed to refrigerant, an electrochemical reaction changes the electrical resistance within the element, causing an alarm. The sensor is refrigerant specific with superior sensitivity to all HFCs and HCFCs, and minimal chance of false alarms. When exposed to large amounts of refrigerant, which could poison other systems, the heated sensor clears quickly and does not need recalibration before reuse.

### Negative Corona Leak Detectors

In the sensor of a corona detector, high voltage applied to a pointed electrode creates a corona. When refrigerant breaks the corona arc, the degree of breakage generates the level of the alarm. Sensitivity decreases with exposure to dirt, oils and water. False alarms can be triggered by dust, dirt specks, soap bubbles, humidity, smoke, small variations in the electrode emission, high levels of hydrocarbon vapors and other non-refrigerant variables.



## MICRO LED UV LEAK DETECTION KITS AND LAMPS For all A/C systems and lamps



Individual reflectors surround each of five LEDs recessed for protection in the stainless steel head.


- 69790 features three UV and two blue bulbs for detection at greater distances
- For greatest contrast with all fluorescent dyes, use 69791 with five UV bulbs
- 110,000+ hour LEDs
- Constant ON or momentary ON switch
- Sealing locks out moisture
- Lithium battery included (dispose of batteries via disposal practices in your area)
- Aircraft aluminum body
- Visible at one mile
- Limited lifetime warranty
- Made in the USA

UPC#	Description
69787	Micro 5 UV LED kit for AC/R
69788	Micro UV LED and dye kit for auto
69789	Micro UV LED and dye kit for AC/R
69790	Micro UV LED lamp 3 UV bulbs and 2 blue bulbs
69791	Micro Pure UV LED lamp 5 UV bulbs
69792	Micro LED lamp clear bulbs for general use
69793	Replacement pouch for LED
69794	Lithium battery (2 pak)



## UNIVERSAL A/C DYE INJECTORS AND HOSE

Universal A/C dye injectors work in AC/R and auto A/C systems. Four 1/4 oz. applications of dye in each disposable tube make it economical, fast and clean. Hose features back flow check valve.

- Maximum system port pressure of 80 psi
- Not for direct injection into R-410A systems
- Made in the USA 



US Patent # 6,164,348


UPC#	Description
69702	Hose plus 2 injectors for AC/R
69703	Auto R-134a hose, coupling and injectors
69705	Injector hose with SealRight
69706	Auto R-134a injector hose and service coupler

## DYE AND OIL INJECTORS

Body and cap are rugged aluminum with an "O" ring seal. 1/4" Male fitting at one end with Schrader. A ball valve for control on other end with a short length of hose. Valve depressor in 1/4" Female end. 600 psi working pressure.




Saves time on many applications:

- Add oil to system
- Put oil in after changeout
- Add scanner fluorescent solution
- Add additives to system
- Refrigerant sampling
- Made in the USA 

UPC#	Description
69559	1/4 oz. Oil injector
69560	1/2 oz. Oil injector
69561	2 oz. Oil injector
69562	4 oz. Oil injector
69563	"O" ring 1/4 and 1/2 oz. injector (5 pak)
69564	"O" ring 2 and 4 oz. injector (5 pak)

For auto injectors see page 93.

## CALIBRATED A/C SCREW INJECTION

This 2 oz. injector is easy to refill and easy to operate. Calibrations are clearly marked on the injector. Connect to A/C lo-side and rotate handle. AC/R and auto models. Maximum port pressure of 250 psi. 




UPC#	Description
69729	Universal screw injector
69730	R-12 Calibrated A/C screw injector
69731	Auto R-134a calibrated A/C screw injector with service coupler
69732	Auto R-134a calibrated A/C screw injector without service coupler

## LARGE SYSTEM INJECTORS

Systems with up to 32 gallons of lubricant



Self-contained injection system for inducing up to 8 oz. of universal AC/R dye into the largest systems. Add to the lo-side. Easily works on all system pressures to 300 psi, 1.5 oz. per stroke. Hose included with SealRight end. 


UPC#	Description
69555	Large system injector
77950	Large system injector with coupler

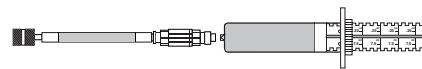
## UNIVERSAL A/C DISPOSABLE INJECTORS

Universal disposable 1 oz. applicator for fast economical dispensing. Universal dye for all common refrigerants and oils. Two 1/2 oz. applications for regular split systems or four 1/4 oz. applications for small appliances or auto A/C.



US Patent # 6,164,348

- Less costly and faster than many other methods
- One dye minimizes inventory
- No back-up refrigerant to move dye into system
- Maximum system port pressure of 80 psi
- Not for direct injection into R-410A systems
- Made in the USA 



Easy to use: connect to system, push in plunger, and then disconnect.

UPC#	Description
69700	1 oz. (30 ml) Injector (6 pak) (12 residential applications/case)
69721	1 oz. (30 ml) Injector (2 pak) (4 residential applications/package)
69727	1 oz. (30 ml) Injector

## UNIVERSAL A/C DYE SOLUTIONS



Universal dye for A/C systems with mineral, alkyl benzene or polyol ester lubricants.

- Field proven and sold worldwide
- Passed thermal stability tests
- One dye for AC/R systems
- Raw material QC assures dye uniformity

UPC#	Description
69711	1/4 oz. (7.5 ml) Universal A/C (24 pak)
69708	1/2 oz. (15 ml) Universal A/C (12 pak)
69709	1 oz. (30 ml) Universal A/C (6 pak)
69710	2 oz. (60 ml) Universal A/C (6 pak)
69712	8 oz. (240 ml) Universal A/C
69713	8 oz. (240 ml) Universal A/C (6 pak)
69803	1 gal. (3.78 L) Universal A/C
69805	5 gal. (18.92 L) Universal A/C
69806	55 gal. (208.19 L) Universal A/C

Oil/fluid and coolant dyes available on page 75.

### DYE APPLICATION AMOUNTS

#### Application

Small appliance  
A/C or refrigerant systems  
Larger systems

#### System size in lbs. of refrigerant

Up to 4.9 lbs. (2.22 kg)  
Up to 25 lbs. (11.34 kg)  
Above 25 lbs. (11.34 kg)

#### Universal dye amount

0.25 oz. (7.5 ml)  
0.5 oz. (15 ml)  
0.5 oz. (15 ml) per gallon of oil

Not recommended for systems with internal temperatures below -40°F. Compatible with mineral, alkylbenzene, ester and PAG oil systems.

## AC POWERED UV LAMP



Lightweight pistol grip lamp with 10' cord plugs into any outlet. Metal housing and lens retention ring with break resistant lens protects the high output 160 watt bulb. Lens filters out virtually all light except pure UV and

concentrates the beam like a spot light for high intensity, contrast and ease of detection.

Handle stays cool and vinyl-coated heat guard cage around the ring helps keep fingers away from the lens. Cage also provides a handy stand.

Kit includes light gun with AC cord, UV spot bulb with ballast, heat guard cage/stand, high contrast filter and UV protective glasses.

UPC#	Description
69435	AC leak scanner lamp kit
69436	Replacement UV bulb with ballast
69468	Replacement UV filter lens
69438	Heat guard lamp stand

## FLUORESCENT SCANNER SOLUTIONS

### Technology to match refrigerant and system volume



Disposable pre-filled solution tubes

Different concentrations of fluorescent solutions are available to match the refrigerant volume in a system.

- Operating temperature is -40°F for all solutions and -100°F for alkylbenzene systems
- When working on split systems, use solution 3 even if system has 10 lbs. or less of gas



AC/R bottles

- INJECTORS AND BOTTLES**
- 01 – Systems with up to 2.9 lbs. gas
  - 1 – Systems with 1 to 1.49 lbs. gas
  - 2 – Systems with 5 to 9.9 lbs. gas
  - 3 – Systems with 10 to 25 lbs. gas
  - 4 – Large systems use 1/4 oz. per gallon of oil in system

		Self-infusing injector tubes				Bottles		
Solution concern	System size	Mineral oil system	Ester oil system	Alkylbenzene system	PAG oil system	Mineral oil system	Ester oil system	Alkylbenzene system
01 (0.03 oz.)	up to 2.9 lbs.	69610	69620	69600	69590			
1 (0.5 oz.)	up to 4.9 lbs.	69611	69621	69601		69451		
2 (0.5 oz.)	up to 9.9 lbs.	69612	69622	69602		69452		
3 (0.5 oz.)*	up to 25 lbs.	69613	69623	69603		69453		
4 (2 oz.)	Large**					69454	69624	69604
4 (16 oz.)	Large**					69455	69625	69605

\* Use on all split systems.

\*\* Only bottles are available for systems with over 75 lbs. of refrigerant. For large systems add 1/4 oz. #4 solution per gallon of oil.

Injectors sold as 6 paks.  
Bottles of solution sold as 12 paks.  
#4 solution sold as individual bottles.

RECOVERY MACHINES  
SUPERVAC SYSTEMS  
VACUUM AND CHARGING HOSES  
HOSE ADAPTERS, VALVES AND PARTS  
CHARGING SYSTEMS  
GAUGES  
ELECTRONIC INSTRUMENTS  
HEATING INSTRUMENTS  
LEAK MONITORS AND DETECTORS  
SYSTEM TOOLS

## FLUORESCENT SOLUTIONS

### For non-refrigerant applications



The oil and fluid dye solution is for finding leaks in oil-based applications. Use 1 oz. per 2 gallons of oil.

- Pinpoint leaks in milling machines and hydraulic systems such as cherry pickers

- Find seal and gasket leaks in engines, compressors and transmissions
- Locate leaks in gasoline or diesel fuel equipment, offset printing presses, injection-molding machines, locomotive engine oil coolers and oil-cooled chillers

**H<sub>2</sub>O solution** glows blue at leak sources in large closed-loop water systems. Use one pint per 1,000 gallons of water.

- Detect leaks in storage tanks and other high volume containers, as well as associated piping, valves, condensers, sprinkler systems, pumps, etc.

- Detect water leakage in any enclosed circulatory system or static system that can be pressurized or agitated
- Made in the USA



**Coolant dye** glows blue to pinpoint leak sources in antifreeze-based automotive water systems. Use 1 oz. per gallon of coolant.

UPC#	Description
69584	16 oz. Fluorescent H <sub>2</sub> O solution
69733	1 oz. (30 ml) Oil and fluid dye (6 pak)
69734	1 oz. (30 ml) Oil and fluid dye (24 pak)
69735	8 oz. (240 ml) Oil and fluid dye
69737	1 oz. (30 ml) Coolant dye (6 pak)
69738	1 oz. (30 ml) Coolant dye (24 pak)
69739	8 oz. (240 ml) Coolant dye

**YELLOW JACKET solutions meet or exceed applicable ASHRAE and ANSI tests and SAE standard J2297 for R-134a UV leak detection.**

## CLEANERS



### Scan-Off UV Cleaner

Water-based biodegradable spray cleans scanner solution from system.

### Natural Degreaser

Heavy duty biodegradable degreaser removes scanner solution from system.


### Hand Cleaner

Cleans solution from hands.

UPC#	Description
69698	19 oz. Natural degreaser #01020
69699	16 oz. Hand cleaner
69696	8 oz. Scan-Off solution
69697	8 oz. Scan-Off solution (12 pak)

## COMBUSTIBLE GAS DETECTOR

### With ultra-sensitive, long life sensor



Detects all hydrocarbon and other combustible gases including propane, methane, butane, industrial solvents and more.

Unit is preset at normal sensitivity, but you can switch to high or low. Slow beeping indicates that unit is warmed up. Frequency increases when a leak is detected until an alarm sounds when moving into high gas concentration. The illuminated bar graph indicates leak size.

If no leak is detected in a suspected area, select high sensitivity. This will detect even low levels in the area. Move the tip over more defined areas, and you will be alerted when the tip encounters the concentration at the leak source.

- Ultra-sensitive sensor detects less than 15 ppm methane and better than 12 ppm for propane. Performs equally well on a complete list of detectable gases including acetylene, butane and isobutane
- Automatic calibration and zeroing
- Sensor replacable after full service life
- 18-month limited warranty (12-month warranty on sensor)
- Made in USA

### APPLICATIONS:

- Internal gas lines/pipes
- Propane filling stations
- Gas heaters
- Combustion appliances
- Hydrocarbon refrigerant
- Heat exchangers
- Marine bilges
- Manholes
- Air quality
- Arson residue (accelerants)

### Specifications

Warm up time: 10 seconds  
 Power battery: 4 AA alkaline batteries, 20 hours continuous life  
 Probe length: 17" (43.17 cm)  
 Sensor life: 500 hours  
 Body length: 10" (25.4 cm)  
 Weight: 20 oz. (0.057 kg)  
 Operating temperature range: 32° to 110°F (0° to 43°C)

UPC#	Description
69373	Combustible gas detector with case
69371	Replacement sensor
69388	Carrying holster with clip
69387	Carrying case – blow molded
69379	Battery cover and screw



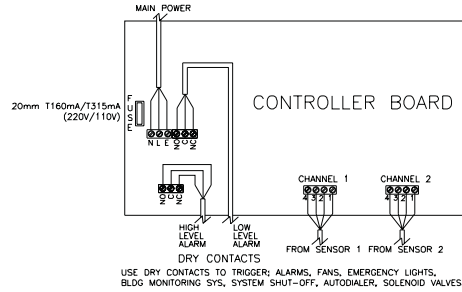
For a list of frequently asked questions on leak monitors and scanner solutions, go to [www.yellowjacket.com](http://www.yellowjacket.com).

## CONFIGURING FIXED MONITORING SYSTEMS

YELLOW JACKET fixed monitoring systems allow you to configure controllers and remote sensors to help you meet requirements for point or perimeter detection of refrigeration leaks. Available for most common refrigerants or ammonia.

- System first emits an intermittent siren and constant orange illumination at the low level, about 100 ppm
- At the high level, usually 1,000 ppm\*, the siren is continuous and the LED is red to signal a condition that requires immediate action
- All systems wait until "certain" of gas in the air before signaling to help minimize false alarms
- Voltage-free relay switch can activate ventilation or remote alarms, or report to control systems
- Sensors will not be poisoned by prolonged exposure to refrigerant

\* High level for R-123 is about 300 ppm and ammonia is about 150 ppm.



Typical two sensor, two level installation

### APPLICATIONS:

- Refrigerant storage areas
- Supermarkets
- Refrigeration machinery rooms
- Cold storage facilities
- Walk-in coolers
- Marine and fishing fleets
- Delis, ice cream parlors or quick service stores

## ONE AND TWO SENSOR MONITORING SYSTEMS



- Operating temperature range of -20 to 122°F (-29 to 50°C). From -20 to -40°F use with environmental enclosure
- Refrigerant monitors and sensors for most common CFCs, HFCs and HCFCs, plus R-134a, R-404A, R-410A, R-407C and R-123
- Ammonia monitors and sensors available for ammonia only

### Specifications

Controller: 7.6" x 4" x 3" (193 mm x 102 mm x 76 mm), 2.8 lbs. (1.3 kg)  
 Relays: Dry contact switch; 10 amp at 120/250V max  
 Sensor: 4.3" x 2.2" x 0.9" (109 mm x 56 mm x 23 mm) Sensors can be hard wired up to 200' from controller  
 Power LED: Green  
 Alarm: 90 dB at 18" (456 mm)  
 Cable: 4-wire alarm with max 3.52 ohms/core/1000'  
 Power: 120V/60 Hz or 230V/50-60 Hz  
 Operation: Constant power-on and fault monitoring  
 Reset: Automatic on single level unit. On two level unit, automatic on low level; manual on high level

UPC# 12V	UPC# 120V	UPC# 230V	One and two sensor refrigerant monitors
68010	68004	68104	Single sensor monitor with two levels of detection
68011	68008	68108	Two sensor monitor with two levels of detection
—	68091	68191	Refrigerant sensor for two level monitor
One and two sensor ammonia monitors			
—	68032	68132	Single sensor monitor with two levels of detection
—	68036	68136	Two sensor monitor with two levels of detection
—	68093	68193	Ammonia sensor for two level monitor
Accessories			
—	68096	—	500' alarm to sensor cable
—	68097	—	1000' alarm to sensor cable
—	68099	—	Monitor key switch set

Semi-conductor technology makes YELLOW JACKET monitoring systems an attractive alternative to electrochemical or infrared systems.

- Factory calibrated
- Controllers and sensors mount to any flat vertical surface
- For point detection, mount sensor(s) near the most likely leak source
- For perimeter detection, sensors surround the potential leak area

## FOUR AND SIX SENSOR MONITORING SYSTEMS



(wiring not included)

Four and six sensor monitors provide all of the benefits of the one and two sensor systems, but increase area and level of coverage with more sensors at greater distances from the controller. Cost per channel is lower. You can locate four or six sensors up to 500' from the controller.

### Specifications

**Controller:** 10.3" x 10" x 3.2" (262 mm x 254 mm x 81 mm), 6.3 lbs. (2.9 kg)  
**Relays:** Dry contact switch; 10 amp at 120/250V max.  
**Power LED:** Green  
**Alarm:** 10 dB at 3' (92 cm)  
**Sensor:** 4.3" x 2.2" x 0.9" (109 mm x 56 mm x 23 mm) Sensors can be hard wired up to 500' from controller  
**Cable:** 4-wire alarm with maximum 8.8 ohms/core/1000'  
**Power:** 120V/60 Hz or 230V/60 Hz  
**Operation:** Constant power-on and fault monitoring  
**Reset:** Automatic on one level unit. On two level unit, automatic on low level; manual on high level

UPC# 120V	Refrigerant monitors	UPC# 230V
68016	Refrigerant four sensor monitor with two levels of detection	68116
68024	Refrigerant six sensor monitor with two levels of detection	68124
68091	Refrigerant replacement sensor for two level refrigerant monitor	68191
Ammonia monitors		
68043	Ammonia four sensor monitor with two levels of detection	68143
68047	Ammonia six sensor monitor with two levels of detection	68147
68093	Ammonia replacement sensor for two level ammonia monitor	68193


See alarm cables on page 78.

## ENVIRONMENTAL ENCLOSURE For sensors

Vented enclosures maintain the proper operating temperature around sensors for alarm reliability. Available as a wall mount (affixes to any surface) and a duct mount (for sampling air inside plenum return ducts).

UPC#	Description
68089	Environmental enclosure
68084	Duct mount enclosure

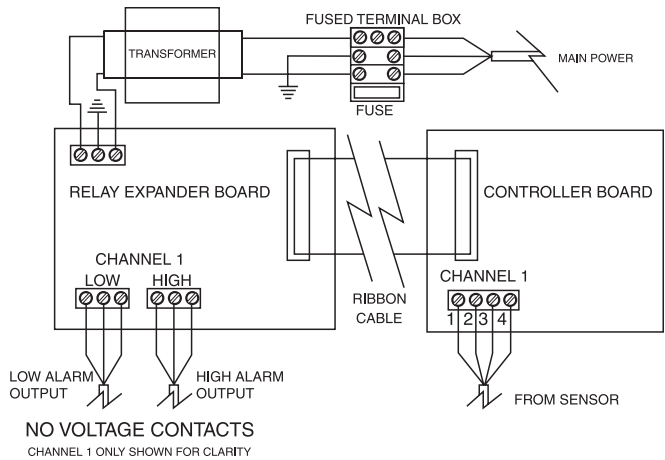
## RELAY EXPANDER BOX



Enables the four or six sensor controller to individualize response to each sensor, e.g. sensor one is set to activate a fan and auto dialer while other sensors activate different response systems. If sensor one detects a leak, only its corresponding systems are activated. The other sensors remain in monitoring mode and will respond individually if a leak is detected in their specific area.

Ribbon cable connects the relay expander box to the controller.

### Typical Installation



UPC# 120V	Description	UPC# 230V
68028	Four sensor expander box	68128
68029	Six sensor expander box	68129



## INTEGRATED AREA MONITOR



Sensor and controller are combined into a single, compact unit that can be hard wired into any outlet or power supply to detect leaks in the area.

The unit emits a continuous siren and constant red LED illumination at about 1000 ppm. This early warning allows time to find the leak while refrigerant concentration is still low. With adjustable delay, the monitor waits up to 15 minutes to avoid false alarms before signaling. Siren can be switched off.

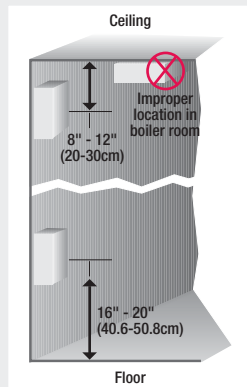
Two voltage-free relays can activate ventilation or remote alarms, or report to control systems. The monitor can also be connected to dedicated 16-unit panel (indefinitely expandable by connecting control panels).

- 3.4" x 5.8" x 2.4" (86 mm x 147 mm x 61 mm)
- For use in living spaces, marine and mechanical rooms

UPC#	Description
68050	Integrated area monitor 115V
68051	Integrated area monitor 220/240V
68052	Control panel 115V
68053	Control panel 220/240V

### Guidelines on Mounting Sensors

Sensors must be powered according to the instruction manual and be within the cable length from the control unit.



- Do not mount in areas of high heat, direct solar heat, wetness, dampness or where condensation may form on the sensor
- Do not mount to piping or any structure subject to vibration
- For perimeter detection, place sensors around the area in question to monitor the entire space
- For point detection, place sensor(s) at a point where you are concerned about a leak, i.e. at the compressor

- For heavier than air gases, place sensors close to the ground
  - To help prevent false alarms from stray gas particles such as Volatile Organic Compounds (VOCs), mount sensors 16" to 20" from the floor
  - For lighter than air gases, place sensors high on the walls or ceiling, but convenient for maintenance. Note: Ammonia is lighter than air at normal temperature but heavier in a cold room
  - Take room shape into consideration and mount sensors downstream of any air flow
  - In hot rooms, hot air rises to form a barrier below the ceiling and prevents gas from getting to a ceiling-mounted sensor
  - Mount sensors out of traffic flow areas to prevent bumping
- Contact customer service for detailed suggestions.

## COMBUSTIBLE REFRIGERANT (HYDROCARBON) GAS MONITORS



(wiring not included)

Hydrocarbon sensors will detect most hydrocarbons such as methane, butane, propane and all other emerging products in refrigerant applications, including:

- Propane (R-290)
- Propene (R-1270)
- Isobutane (R-600a)

Sensors are set at 100 ppm for low level and 1000 ppm for a high level alarm.

UPC# 120V	Hydrocarbon monitors	UPC# 230V
68064	Hydrocarbon monitor - single sensor with two levels of detection	68164
68068	Hydrocarbon monitor - two sensors with two levels of detection	68168
68094	Hydrocarbon sensor for two level hydrocarbon monitors only	68194

## EVALUATING REFRIGERANT MONITORS

There are two major types of refrigerant monitoring systems – Fixed and infrared (IR). Following is a summary of the differences:

	Fixed Monitoring System	IR Systems
<b>Gases Measured</b>	Measures a broad band of most common CFCs, HFCs, and HCFCs, such as: R-11, R-12, R-13, R-22, R-113, R-123, R-134a, R-404A, R-407C, R-410A, R500, R-502 and R-507	A single sensor must be used for each specific refrigerant
<b>Cost</b>	Less than \$500 per sensor to measure a broad range of refrigerants	\$1000 and more per sensor for each refrigerant
<b>Installation</b>	Controllers mount on any flat surface and cable is run from the controller to the sensor(s)	Plumbing tube is used to reach sensing points. An additional tube for exhaust is required

Once you've chosen between a Fixed Monitoring System or an IR System for your application, you'll have to evaluate the features that a monitor might include.

- **Flexibility in size of controls** – Controllers available for one, two, four or six sensors allow you to buy what you need now and plan to expand in the future
- **Two levels of response** – A system can emit an intermittent alarm at a low level, about 100 ppm, indicating that maintenance is required, and a continuous siren at a high level, usually about 1000 ppm (R-123 high level is about 300 ppm) indicating that immediate action is required
- **Designed to minimize false alarms** – Waiting until "certain" that gas is in the air before signaling
- **Individualized response by "zone"** – Relay expander panel allows a four or six sensor system to be "zoned" for fast, individualized response in a larger application. If one sensor detects a leak, only its corresponding system is activated. The other sensors remain in monitoring mode
- **Sturdy protective housing** – Coated steel housing for controller circuitry and ABS casing for sensors help protect the system and keep it maintenance-free
- **Protection in harsh environments** – An optional vented environmental sensor enclosure protects a sensor that is mounted in an area of high condensation, low temperature to -40°F or direct airflow to avoid a false alarm







YELLOW JACKET®

## Deluxe 45° Flaring Tool

A full range 1/8" to 3/4" O.D. flaring tool for soft copper




## DELUXE 45° FLARING TOOL




- Designed with the new R-410A flaring requirement in mind
- Self-centering yoke grips without marring or constricting tube
- Automatic tube height gauge for correct tubing height
- Multi-faceted burnishing cone rolls out smooth, polished flare seat for a positive seal
- Easy-to-use with four basic steps
- Made in the USA




1. With cone up, open the two dies of the clamping yoke



2. Select sizes on underside of dies to match tubing O.D.



3. Insert tubing until it touches the height gauge



4. Turn the feed screw to flare the tubing

UPC#	Description
60278	Deluxe flaring tool for 1/8" to 3/4" O.D.
60214	Replacement wing nut
60268	Replacement grip
60269	Wing nut and bolt
60273	Burnishing cone and pin
60274	Yoke assembly

### R-410A Flare Heights

- R-410A requires a wider and longer (45°) shoulder on a flare. The higher pressure of R-410A requires more contact for the tubing to seal against, decreasing the chance of seal breakage
- Instead of the standard 1/4" (7/16-20 thread, 1/4" O.D.) fitting for air conditioning systems, some manufacturers are moving to 5/16" (1/2-20 thread, 5/16" O.D.) to differentiate fittings and avoid misconnections. These fittings can often be found on mini split systems
- Flares are measured across the cone, not the length of the cone

### Maximum Diameter of Flare Cone (Average)

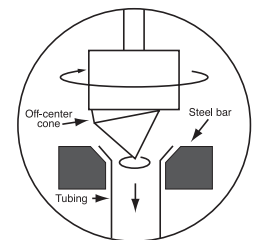
Flare size	SAE style	Non SAE style
3/16"	0.246	—
1/4"	0.324	0.354
5/16"	0.401	0.517
3/8"	0.485	0.652
1/2"	0.620	0.775
9/16"	0.676	—
5/8"	0.747	0.946
3/4"	0.918	—
7/8"	1.041	—
1"	1.161	—

## ECCENTRIC CONE FLARING TOOL



Off-center hardened steel cone with 45° flare produces a rolling action for uniform flare walls without galling in 3/16" to 3/4" O.D. tubing.

- Large feed screw handle for smooth turning with little effort
- Black oxide-finished steel flaring bars are heat-treated for durability and secure grip on tubing
- Recommended for soft materials such as copper and aluminum



• **Recommended by some mini split manufacturers for R-410A flare**


UPC#	Description
60295	Flaring tool with eccentric cone for 3/16" to 3/4" O.D.



## 45° FLARING TOOLS 3/16" to 1-1/8"



- 60210 heavy duty is designed for tight spaces
- 60290 large is designed to flare on tubing up to 1-1/8"
- Hardened steel flaring bar to resist tube slippage



- Forged steel yoke that slips over bar and locks with a turn
- Precision threaded feed screw and long handle
- Chrome finish

UPC#	Description
60210	Heavy duty flaring tool for 3/16", 1/4", 5/16", 3/8", 7/16", 1/2", 5/8" O.D.
60212	Flaring bar only for 60210
60230	Heavy duty flaring tool for 1/2", 5/8", 3/4" O.D.
60232	Flaring bar only for 60230
60213	Yoke for 60210 up to 5/8" flare
60214	Wing nut
60233	Yoke for 60230 up to 3/4" flare
60290	Large flaring tool for 3/4", 7/8", 1", 1-1/8" O.D.
60293	Flaring yoke for 60290
60292	Flaring bar for 60290

## FLARE/BURNISH TOOL



Multi-faceted cone rolls a precise flare and simultaneously polishes it on brass, copper and aluminum.

UPC#	Description
60270	Flare/burnish tool for 3/16" to 5/8" O.D.
60271	Flare yoke only for 60270
60272	Flaring bar for 60270

## UNIVERSAL 45° FLARE/BURNISH TOOL




Universal designed bar will hold all inch and metric size tubing up to 5/8" (16 mm).


- Flare bar is compact and easy to use in tight spaces
- Multi-faceted cone rolls out precise 45° flare and polishes simultaneously
- Flare is formed above flare bar

UPC#	Description
60275	Universal flaring tool for 3/16" to 5/8" O.D.
60276	Flaring bar only for 60275
60277	Flaring yoke only for 60275

## TIGHT SPOT™ FLARE CUT-OFF TOOL



Designed specifically for tight situations where only the flare must be removed, the flare cut-off tool saves time where flare nut cannot be moved back enough for regular cutter or saw, or where it is critical to not shorten tubing.

- Clean, right angle cuts on 1/4", 5/16" and 3/8" O.D. copper tubing
- Interchangeable arbors for the three sizes included
- Made in the USA 

UPC#	Description
60122	Flare cut-off tool with arbors
60196	1/4" Support arbor
60197	5/16" Support arbor
60198	3/8" Support arbor

### TIPS FOR FLARING

- An incorrect flare is one of the most common sources of leaks. To help prevent leaks, cut tubing with a sharp wheel for a clean right-angle cut. To avoid tube constriction, don't feed the screw too fast.
- Since unremoved burrs can break off into the tubing or scratch the flared surface, remove burrs with a deburring tool.
- A flare tool with burnishing cone puts a high polish on the flare and rolls out a perfect 45° flare for a good seal. Over or under flaring prevents a good seal. Use a drop of oil on the flaring cone and feed screw for precise action.

## SWAGING AND 45° FLARING TOOL 1/2" to 1-1/8" O.D.



- 60453 mid-size swages and flares for 1/2", 5/8" and 3/4" O.D. tubing



- 60455 large-size swages and flares for 3/4", 7/8" and 1-1/8" O.D. tubing

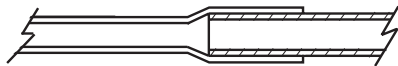
UPC#	Description
60453	Swage/flare kit complete for 1/2" to 3/4" O.D.
60446	1/2" Swage adapter
60447	5/8" Swage adapter
60448	3/4" Swage adapter
60449	Flare cone 1/2" to 3/4"
60443	Complete yoke for 60440/60453
60232	Flare bar 1/2" to 3/4" O.D.
60455	Large swage/flare kit complete 3/4" to 1-1/8" O.D.
60457	7/8" Swage adapter
60458	1-1/8" Swage adapter
60459	Flare cone 3/4" to 1-1/8"
60456	Complete yoke for 60455
60292	Flare bar 3/4" to 1-1/8" O.D.
60441	Handle screw assembly
60442	"C" clip and nut

## SWAGING AND 45° FLARING TOOL 3/16" to 3/4" O.D.



This combination tool both flares and swages soft or annealed copper and similar materials.

- Six hardened and plated alloy steel adapters are interchangeable to convert sizes and functions
- Slip-on self-centering steel yoke has a feed screw with extra long handle
- Deeply knurled adapters
- Flaring bars are hardened and chrome plated for durability
- Kit comes complete with six swage adapters, flaring cone, two flaring bars, yoke and a deluxe case



Parallel Expansion Joint

UPC#	Description
60440	Swage/flare kit complete for 3/16" to 3/4" O.D.
60450	Swage/flare kit, case only
60444	3/16" and 3/8" Adapter
60439	1/4" Adapter
60445	5/16" Adapter
60446	1/2" Swage adapter
60447	5/8" Swage adapter
60448	3/4" Swage adapter
60449	Flare cone for 3/8" to 3/4"
60442	"C" clip and nut
60441	Handle/feed screw
60443	Complete yoke 60440/60453
60212	Flare bar for 3/16" to 5/8" O.D.
60232	Flare bar for 1/2" to 3/4" O.D.

## FLARING/CUTTING KITS



A wide variety of heavy duty tool kits for flaring 3/16" to 3/4" O. D.

UPC#	Description
60240	Full range 45° flaring kit for 3/16" to 3/4" O.D. with yoke, two bars, case, instructions
60230	45° Flaring tool only for 1/2" to 3/4" O.D.
60250	45° Flaring/cutting kit for 3/16" to 5/8" O.D. with 60210 flaring tool, 60101 cutter, case, instructions
60260	Full range 45° flaring/cutting kit for 3/16" to 3/4" O.D. same as 60240 with 60101 cutter, case, instructions
60225	45° Double flaring kit with with five adapters for 3/16" to 1/2" O.D., case, instructions
60211	45° Double flare five adapter set for 3/16" to 1/2" O.D.

RECOVERY MACHINES  
 SUPERVAC SYSTEMS  
 VACUUM AND CHARGING HOSES  
 HOSE ADAPTERS, VALVES AND PARTS  
 CHARGING SYSTEMS  
 GAUGES  
 ELECTRONIC INSTRUMENTS  
 HEATING INSTRUMENTS  
 LEAK MONITORS AND DETECTORS  
 SYSTEM TOOLS

## TUBING EXPANDER/SWAGER For 5/16" to 1-5/8" O.D.



With long handles for comfortable leverage, easily expand 5/16" to 1-5/8" O.D. soft copper and aluminum tubing in seconds. Select from nine expander heads to attach to the front of the handles.

- Precise swaging on the job
- Re-round deformed tubes and fittings
- Salvage shorts and scrap to make couplings
- Handles, tapered expanding pin, and other moving surfaces heat treated for durability
- Use on 0.063" wall soft copper and aluminum to 1-5/8" O.D. (anneal hard copper prior to use)
- Use on 0.047" wall soft steel to 7/8" O.D.
- Kit includes six expander heads; three optional sizes sold separately

### Sets in case

UPC#	Description
60407	Expander kit with handles; heads for 3/8", 1/2", 5/8", 3/4", 7/8", 1-1/8" tubing O.D.; deburring tool, carrying case, instructions
60412	Expander handles
60426	Steel carrying case (old)
60405	Nut and bolt
60410	Expander handle hinge bolt (9 mm)
60411	Blue case
60427	Steel roller
60429	Drive pin

### Expander heads

UPC#	Description	Maximum wall thickness	Swage depth	Segment stretch
60413*	5/16" Expander head	0.039"	0.24"	—
60414	3/8" Expander head	0.039"	0.35"	0.06"
60415	1/2" Expander head	0.047"	0.43"	0.06"
60416	5/8" Expander head	0.047"	0.57"	0.06"
60417	3/4" Expander head	0.047"	0.59"	0.06"
60418	7/8" Expander head	0.047"	0.71"	0.06"
60420	1-1/8" Expander head	0.063"	0.77"	0.90"
60422*	1-3/8" Expander head	0.063"	0.77"	0.90"
60424*	1-5/8" Expander head	0.063"	0.77"	0.90"

\* Optional sizes sold separately.

## PUNCH-TYPE SWAGING TOOL



- Expands one end of copper tubing for connecting same size tubes
- Heat-treated and plated alloy steel
- Made in the USA

### Swaging sets


UPC#	Description
60475	Set - 4 piece in pouch for 1/4", 3/8", 1/2" and 5/8"
60476	Set - 5 piece in pouch for 1/4", 5/16", 3/8", 1/2" and 5/8"
60461	Set with clamping bar and 6 punches 3/16" to 5/8"
60462	Clamping bar only



### Single tools

UPC#	Description
60460	Multi-swage punch, 6 sizes 3/16" to 5/8"
60463	3/16" O.D. punch
60464	1/4" O.D. punch
60465	5/16" O.D. punch
60466	3/8" O.D. punch
60467	1/2" O.D. punch
60468	5/8" O.D. punch
60469	3/4" O.D. punch
60470	7/8" O.D. punch

## SPRING TUBE BENDER For 1/4" to 7/8"




Spring benders slip over soft copper and aluminum tubing during bending to help prevent tube collapse.

- Silver-plated finish
- Conforms to Fed. Spec. GGG-B-191-a Type IV

UPC#	Description
60354	1/4" O.D. bending spring
60355	5/16" O.D. bending spring
60356	3/8" O.D. bending spring
60357	7/16" O.D. bending spring
60358	1/2" O.D. bending spring
60359	5/8" O.D. bending spring
60360	3/4" O.D. bending spring
60361	7/8" O.D. bending spring
60351	Set-6 sizes-1/4", 5/16", 3/8", 7/16", 1/2" and 5/8" O.D.
60352	Set-4 sizes-1/4", 3/8", 1/2" and 5/8" O.D.
60353	Set-4 sizes-1/2", 5/8", 3/4" and 7/8" O.D.

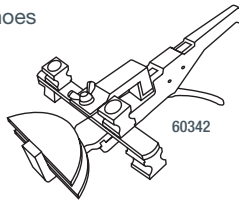


## RATCHET HAND BENDER



Easy one hand bending of 1/4" to 7/8" soft copper and soft aluminum. Hard copper must be annealed before bending.

- Quick change bending mandrels and shoes
- Trouble free ratchet mechanism
- Index marks to locate bends
- Complete tube bender kit includes all items required to bend 1/4", 5/16", 3/8", 1/2", 5/8", 3/4" and 7/8" tubing




UPC#	Bending radius	Description	Handle color
60331	—	Complete kit	Blue
60326	—	1/4" O.D. bending mandrel	Blue
60327	—	5/16" O.D. bending mandrel	Blue
60332	1-3/16"	3/8" O.D. bending mandrel	Blue or Yellow
60333	1-3/8"	1/2" O.D. bending mandrel	Blue or Yellow
60334	1-15/16"	5/8" O.D. bending mandrel	Blue or Yellow
60335	2-13/16"	3/4" O.D. bending mandrel	Blue or Yellow
60336	3-3/8"	7/8" O.D. bending mandrel	Blue or Yellow
60329	—	Crossbar assembly complete - 3/4" to 7/8"	Blue
60330	—	Crossbar assembly complete - 1/4" to 5/8"	Blue
60338	—	Plastic carrying case	Blue or Yellow
60342	—	Reverse bending kit	Blue or Yellow
60339	—	Ratchet body	Blue or Yellow

UPC#	Replacement parts for 60331	Handle color
60101	Small cutter for 1/8" to 1-1/8" O.D.	Blue
60161	Tube reamer for 1/16" to 1-3/8" O.D.	Blue
60340	Ratchet bar (9)* and catch bolt (14)*	Blue or Yellow
60343	Bending body housing (10)*	Blue or Yellow
60344	Catch pin (13)* and spring (15)*	Blue or Yellow
60345	Catch lever (16)*	Blue or Yellow
60346	Flat spring (17)*	Blue or Yellow
60347	Feed lever (19)*	Blue or Yellow
60348	Wing nut and E-clip (8, 11)*	Blue or Yellow
60349	Tension spring (18)*	Blue or Yellow

\* Designates the call-out number for the parts diagram on the 60331 instruction chart.

## FULL RANGE HEAVY DUTY TUBE BENDERS For 1/4" to 7/8" radius



Make fast bends on almost every size of soft copper, brass, aluminum, steel and soft stainless steel tubing to 180°.

60390 is a compact three-in-one bender for 1/4", 5/16" and 3/8" O.D. tubing. Calibrated markings for bends up to 180° help you duplicate angles.

Conforms to Fed. Spec. GGG-B-191-a Type III, Class 2.


UPC#	Bending radius	Description
60390	15/16"	1"-1"-15/16" 3-in-1 Tube bender
60373	9/16"	1/4" Tube bender
60374	11/16"	5/16" Tube bender
60375	15/16"	3/8" Tube bender
60377	1-1/2"	1/2" Tube bender
60378	2-1/4"	5/8" Tube bender
60379	3"	3/4" Tube bender
60380	3-1/4"	7/8" Tube bender
60395	—	Bolt for bender hook
60396	—	Hook/bolt 60378
60397	—	Hook/bolt 60379
60398	—	Hook/bolt 60380

## PRECISION TUBE BENDER

For hard and soft copper

Make precision bends in hard and soft copper, and soft steel in commercial applications.

- Patented bending shoe gives two bending points for accuracy even on hard copper
- Bends to 180° for vise mounting
- Includes one handle



UPC#	Tube O.D.	Bending radius	Wall thickness		Reference #
			Minimum	Maximum	
60321	5/8"	2.50"	0.040"	0.080"	2.5216
60323	7/8"	3.25"	0.040"	0.080"	2.5222

## PREMIUM TUBE CUTTERS



60101



Retracted



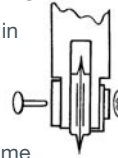
Extended



Spare blade stored in handle

Enclosed precision feed mechanism for easy, smooth cutting.

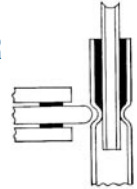
- Wide rollers with flare cut-off groove for convenience. Ground surface for easy rolling
- Wheel retracts into cutter body to save 1" in cutting radius
- Textured finish is easy to grip and hold
- Alloy steel wheels have a sharper cutting wheel edge for less burr on copper, aluminum and mild steel tubing
- Wheels are pinned to rotate in either direction without the screw backing out
- Corrosion-resistant finish on lightweight aluminum frame



- Fold away steel reamer with turned cutting edge for deburring
- Flare cut-off groove for quickly removing damaged flare
- Small and large sizes available
- Made in the USA

## CONSTRUCTOR/CUTTER

Cutter modified with blunt wheel to roll down the tube O.D.



UPC#	Description
60101	Small cutter* for 1/8" to 1-1/8" O.D.
60102	Large cutter* for 1/4" to 1-5/8" O.D.
60103	Constrictor/cutter for 1/4" to 1-1/8" O.D.
60009	60101 Counter display (12 pak)
60010	60102 Counter display (12 pak)
60014	60101 Counter display (6 pak)
60015	60102 Counter display (6 pak)

\* Conforms to Federal Specification GGG-C-771-d, 1-31, 64. Type II, Class 1.

Spare parts listed on page 88.

## HEAVY DUTY MINI-CUTTERS

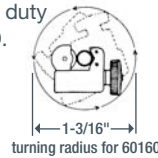


Mini-cutters are compact yet easy to grip and feature large rollers and flare cut-off groove.


**Mini-cutter 60121** for heavy duty cutting from 1/8" to 7/8" O.D.

**Small Mini 60160** cuts 1/8" to 5/8" with a turning radius of only 1-3/16".

**Big Mini 60142** cuts from 1/4" to 1-1/8" O.D.



1-3/16" turning radius for 60160




UPC#	Description
60160	Small Mini for 1/8" to 5/8" O.D.
60121	Mini-cutter for 1/8" to 7/8" O.D.
60142	Big Mini for 1/4" to 1-1/8" O.D.
60011	60121 Counter display (24 pak)
60012	60142 Counter display (18 pak)
60013	60160 Counter display (24 pak)
60016	60121 Counter display (12 pak)
60017	60142 Counter display (12 pak)
60018	60160 Counter display (12 pak)

Spare parts listed on page 88.

## TUBE DEBURRING TOOL

For fast deburring, rotate blade.



UPC#	Description
60163	Deburring tool with spare blades
60164	Replacement blade for 60163
60165	Economy deburr for 60139 tube cutter
60166	Economy deburr for 60146 tube cutter

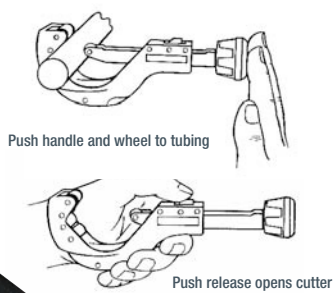
## TUBE REAMER/BURR REMOVER

Steel blades remove inner and outer burrs.



UPC#	Description
60161	Tube reamer - 1/16" up to 1-3/8" O.D.

## LARGE TUBE CUTTERS To 5-1/8" O.D. (130 mm)




60139 (3/8" to 2-5/8")

60146 (2" to 5-1/8")

- "I beam" design uses aluminum alloy for both strength and light weight
- Wide body has long rollers to hold tubing and includes a flare cut-off groove
- Contoured handle for easy gripping also holds spare cutter wheel
- Separate deburr tool slides into cutter body

UPC#	Description
60139	Tube cutter for 3/8" to 2-5/8" O.D.
60146	Large tube cutter for 2" to 5-1/8" O.D.
60165	Replacement deburr tool for 60139
60166	Replacement deburr tool for 60146

## CAPILLARY CUTTER



Cleanly cut capillary tubing without flattening or constricting tubing.

UPC#	Description
60195	Capillary cutter



## PIPE CUTTER For black iron



Cuts black iron pipe more cleanly and quickly than other types of cutters. Cast iron body holds heat-treated steel cutter wheel.

- Fine pitch threads assure easy cuts on black pipe
- Large rollers for clean right angle cuts

UPC#	Description
60131	6 lb. pipe cutter for 1/8" to 2" pipe
60133	14 lb. pipe cutter for 2" to 4" pipe
60132	Pipe cutter wheel for 60131
60134	Pipe cutter wheel for 60133

## PVC AND POLYETHYLENE PIPE CUTTER



- Easy ratchet action and unique hooked tube-gripping jaws give an easy and clean cut
- Steel alloy blade is replaceable, repairable and heat-treated for long life

UPC#	Description
60190	PVC pipe cutter up through 3/4"
60191	PVC pipe cutter up through 1-1/4"
60152	PVC pipe cutter up through 2-1/8"
60193	Replacement blade for 60190
60194	Replacement blade for 60191
60155	Replacement blade for 60152

### TIPS FOR CUTTING

Cutters are designed for different applications and materials, and must be used properly for optimum performance.

- Tubing cutters are designed for softer thinner-wall materials such as copper, aluminum and brass. The wheel is designed very specifically with a sharp edge for quick cutting.
- Black iron pipe cutters are larger in size and use fine pitch threads and large rollers for clean right-angle cuts.

To ensure lasting tool performance, use the correct cutters for copper and pipe cutters for black iron pipe.



RECOVERY MACHINES  
SUPERVAC SYSTEMS  
VACUUM AND CHARGING HOSES  
HOSE ADAPTERS, VALVES AND PARTS  
CHARGING SYSTEMS  
GAUGES  
ELECTRONIC INSTRUMENTS  
HEATING INSTRUMENTS  
LEAK MONITORS AND DETECTORS  
SYSTEM TOOLS

Tube cutter parts – organized by cutter

UPC#	Qty	Pkg*	UPC#	Qty	Pkg*	Description	Cutter
60098	1	B	60099	10	B	Cutter wheels for stainless	60101, 60102, 60103
60079	1	B	60097	5	B	Pin and clip for wheel	60101, 60102, 60103
—	—	—	60094	5	B	Clip only for pins above	60101, 60102, 60103, 60122
60093	1	B	—	—	—	Package one each wheel, pin, clip	60101, 60102, 60103
60100	1	B	60107	10	B	Cutter wheels for copper	60101, 60102, 60103
60106	1	B	60117	10	B	Constrictor wheels	60101, 60102, 60103
60077	1	B	60095	5	B	Reamer screw and washer	60101, 60102, 60103
60078	1	B	60096	5	B	Reamer (improved in '84)	60101, 60102, 60103
60108	1	B	60129	5	B	Screw for knob	60101, 60102, 60103
60074	1	B	60075	5	B	Screw for cutter wheel	60121
60072	1	B	60073	10	B	Cutter wheels	60121
60080*	1	B	60125*	5	B	Screw for cutter wheel	60121, 60123
60120*	1	B	60116*	20	B	Cutter wheels	60121, 60142
60144	1	B	60143	5	B	Cutter blade pin and clip	60142
60124	1	B	60115	10	B	Cutter wheels	60123, 60139
60136	1	—	60140	5	—	Screw/retainer	60139
60169	1	B	—	—	—	Handle	60139
60172	1	B	—	—	—	Screw for handle	60139
60173	1	B	—	—	—	Screw and handle	60139
60174	1	B	—	—	—	Spring for shaft	60139
60165	1	—	—	—	—	Replacement deburr tool	60139
60147	1	B	60148	5	B	Cutter wheels	60146
60141	1	B	60149	5	B	Screws for cutter wheels	60146
60166	1	—	—	—	—	Replacement deburr tool	60146

Parts for Imperial™ and 60122, 60160 cutters

60110	1	B	60088	10	B	Cutter wheel 32633	127-FB, 227-FA, TC1050, 60122 and 60160
60081	1	B	60085	10	B	Screw 26883	127-FB, 227-FA, TC1050, 60122 and 60160
60111	1	B	60089	10	B	Cutter wheel 75015	174-F, 274-F, 312-FB, 374-FC, TC1000, TC 1020, TC 2050
60112	1	B	60090	10	B	Wheel for stainless 75046	174-F, 274-F, 312-FB, 374-FC, TC1000, TC 1020, TC 2050
60082	1	B	60086	10	B	Screw 74762	174-F, 274-F, 312-FB, 374-FC, TC1000, TC 1020, TC 2050
60113	1	B	60091	10	B	Cutter wheel 74761	206-FA
60083	1	B	60087	10	B	Screw and nut 77511	206-FA

\* For old model with Ritchie imprint.

## SERVICE COUNTER KIT

Service counter cutter parts kit 60130

UPC#	Qty	Description	Cutter	
60130		Counter selection - tube cutter maintenance kit as below		
60179	1	Kit box only with label - empty		
60100	4	Cutter wheels for copper	60101 60102 60103	
60079	3	Pin and clip for wheel		
60077	3	Reamer screw and spacer		
60078	3	Reamer		
60106	3	Constrictor wheel		
60098	3	Cutter wheel for stainless		
60108	3	Screw for knob		
60120	6	Cutter wheels		60121 (old), 60142
60072	3	Cutter wheel for new style 60121 with YELLOW JACKET imprint		60121 (new)
60125	6	Screws for cutter wheel style		60121 (old)
60074	3	Screw for cutter wheel for new style 60121 with YELLOW JACKET imprint	60121 (new)	
60144	3	Cutter pin and clip for wheel	60142	
60124	3	Cutter wheels	60123, 60139	
60080	3	Cutter wheel screw and retainer	60121 (old), 60123	
60136	3	Cutter wheel screw and retainer	60139	
60110	3	Cutter wheel 32633	Imperial TC 1050	
60081	3	Cutter wheel screw 26883	127-FB 227-FA	

UPC#	Qty	Description	Cutter
60111	3	Cutter wheel for copper 75015	Imperial TC 1000 274-FC, 174-F TC 1020, 374-FC TC 2050, 312-FC
60112	3	Cutter wheel for stainless 75046	
60082	3	Cutter wheel screw 26883	
60113	3	Cutter wheel 74761	Imperial 206-FB 227-FB
60083	3	Cutter wheel screw and nut 77511	

Kit quantities only. Order individual parts and paks for restocking from chart above.



Imperial is a registered trademark of Imperial Eastman Acquisition Corp.

## SERVICE WRENCHES



60613

**Standard** reversible ratchet wrench with square openings: 1/4" and 3/16" at one end; 3/8" and 5/16" at other end.



60618

**Heavy duty** features a heavier handle and larger gear. Stronger gear teeth are combined with strong reversing mechanism for long service life.

Square opening 3/16" and 1/4" at one end; 3/8" and 5/16" at other end.



60616

**Knuckle saver** design for convenience in tight areas. Square opening 1/4" and 3/16" one end; 3/8" and 5/16" at other.



60615

Reversible wrench for **larger service valves**. 3/8" square one end; 1/2" square at other.



60612


**7" heavy duty** reversible ratchet wrench with hex openings 1/2" and 9/16" at one end; square 3/16" and 1/4" at other end.

Service wrenches	
UPC#	Description
60613	Straight service wrench
60618	Heavy duty service wrench
60616	Off-set service wrench
60615	Refrigeration wrench for large valves
60612	7" Heavy duty wrench
60003	60613 (50 pak)
60006	60616 (50 pak)
60008	60618 (42 pak)

CAUTION: Do not use cheater bars.

## PREMIUM FORGED SERVICE WRENCHES




- Enclosed ratcheting mechanism to keep out debris that could jam the action
- Higher torque ratings than standard wrench (13)
- 72 teeth per end for 5°/6° ratcheting
- No reversing mechanism to wear out; simply turn wrench over for reversing
- Uses less work room for ratcheting
- Heat-treated chrome vanadium forging for durability
- Made in the USA 

UPC#	Description
60600	Forged wrench 1/4" and 3/8" square
60601	Forged wrench 3/16" and 5/16" square
60629	Set of 60600 and 60601
60619	Display pak 60600 (25 pieces)
60620	Display pak 60601 (25 pieces)

## SERVICE WRENCH AND ADAPTER

Combination service wrench and hex adapter for accessing liquid and suction based valves on residential and commercial units up to 7.5 tons. Heat-treated hex works for 3/16" and 5/16" hex valves. Black oxide plated.




UPC#	Description
60609	Hex key adapter
60610	60613 service wrench and 60609 adapter
60638	Shorter 3/16" and 5/16" hex key adapter

## KNUCKLE-SAVER™ HEX WRENCH SETS

Three piece or five piece



The offset design saves knuckles in tight places.


- Accurately sized and broached ends for correct fit
- Heat-treated critical wear parts for long life
- Finger control reversing
- Chrome plated for durability
- Made in the USA 

UPC#	Description	Hex sizes
60630	Set - 5 wrenches	1/4" to 7/8"
60631	Set - 3 wrenches	1/4" to 9/16"
60633	Ratchet wrench	1/4" x 5/16"
60634	Ratchet wrench	3/8" x 7/16"
60635	Ratchet wrench	1/2" x 9/16"
60636	Ratchet wrench	5/8" x 11/16"
60637	Ratchet wrench	3/4" x 7/8"

RECOVERY MACHINES  
SUPERLEAK SYSTEMS  
VACUUM AND CHARGING HOSES  
HOSE ADAPTERS, VALVES AND PARTS  
CHARGING SYSTEMS  
GAUGES  
ELECTRONIC INSTRUMENTS  
HEATING INSTRUMENTS  
LEAK MONITORS AND DETECTORS  
SYSTEM TOOLS

## SPORLAN VALVE WRENCH



Spanner end tightens packing nut around super heat adjustment stem. 1/8" square end adjusts Sporlan solenoid valves with manual lift stems as on Series B6 and E6 through MA 50. Also 3/16" square at same end for expansion valves. 

UPC#	Description
60617	Sporlan valve wrench

## HEAVY DUTY PIPE WRENCH



Designed for strength and durability with malleable iron construction. Instant grip and release jaws are heat treated and replaceable.

UPC#	Description	Capacity	Weight
60641	8" Pipe wrench	1"	0.9 lbs.
60642	10" Pipe wrench	1-1/2"	1.7 lbs.
60644	14" Pipe wrench	2"	3.3 lbs.
60645	18" Pipe wrench	2-1/2"	5.2 lbs.
60646	24" Pipe wrench	3"	8.2 lbs.

## UTILITY CHAIN WRENCH



Reach tight places near walls and areas most wrenches cannot be used. Lightweight tool with double heat-treated forged steel handle and tempered steel chain. 1.9 lbs.


UPC#	Description
60654	Utility chain wrench, 4" diameter

## STRAP WRENCH



Easy-to-use strap attaches easily for quick gripping of chrome or nickel finished pipe without gouging the finish. Sturdy one-piece construction. 0.7 lbs.

UPC#	Description
60651	Strap wrench, 17" capacity





## RETAINING RING PLIERS – COMBINATION INTERNAL/EXTERNAL

Compact pliers for use on SealRight™ coupler with interchangeable tips.



- Six point broached jaw for accurate tip alignment. Adjustable for hex tips
- High handle-to-jaw ratio for increased mechanical advantage
- Patented push-button convertability for internal and external use
- Adjustable stop for efficient internal ring installation and prevention of external ring damage
- Spring return for easy control
- Includes pouch with five pairs of alloy steel replaceable tips and hex wrench

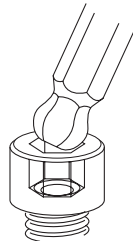
**Works on internal and external retaining rings where bearings are used, where a shaft must be held in a bore, under the dashboard and more.**

UPC#	Description
60593	Small pliers for 1/4" - 1" (8 mm - 26 mm) internal rings; 1/8" - 1" (3 mm - 26 mm) external rings
60594	Medium pliers for 3/8" - 2" (10 mm - 48 mm) internal rings; 1/4" - 2" (7 mm - 48 mm) external rings
60596	Replacement tip set for 60593: straight 0.023" (0.6 mm), 0.036" (0.9 mm), 0.047" (1.2 mm); 90° 0.036" (0.9 mm), 0.047" (1.2 mm)
60597	Replacement tip set for 60594: straight 0.036" (0.9 mm), 0.047" (1.2 mm), 0.070" (1.2 mm); 90° 0.036" (0.9 mm), 0.047" (1.2 mm)

## HEX KEYS

All hex keys from 1/20" to 5/16" are premium 8650 heat-treated steel alloy for rugged use.


- Chamfered square cut ends for easy socket insertion
- Corrosion-resistant finish
- Patented organizer case with identifying slots that lock keys in place when not in use
- Ball end keys ease tightening of fasteners where sockets are up to 30° off axis. Provides fast full socket engagement where regular hex keys cannot do the job



UPC# Standard end	Description		UPC# Ball end
	Size	Length	
60670	12 piece set with case		60685
60669	Metric – 12 piece set with case		—
<b>All individual keys below are 10 paks</b>			
60671	1/20"	2.8 inches	60686
60672	1/16"	3.0 inches	60687
60673	5/64"	3.2 inches	60688
60674	3/32"	3.4 inches	60689
60675	7/64"	3.6 inches	60690
60676	1/8"	3.7 inches	60691
60677	9/64"	3.9 inches	60692
60678	5/32"	4.1 inches	60693
60679	3/16"	4.5 inches	60694
60680	7/32"	4.9 inches	60695
60681	1/4"	5.1 inches	60696
60682	5/16"	6.0 inches	60697
60683	–	Case	60698

## 12" HEX KEY WRENCHES

- Heat treated for long life
- Chamfered ends for easy insertion into sockets
- Black finish



UPC# 25 per pkg.	Size	UPC# Individual
60750	Set 7 pcs. Hex key wrenches, includes all sizes below	
60757	5/64"	60857
60758	3/32"	60858
60760	1/8"	60860
60762	5/32"	60862
60763	3/16"	60863
60764	7/32"	60864
60765	1/4"	60865

## FOLD-UP HEX KEY SETS



Locate the correct key size easily. For rugged use, each key is premium 8650 heat-treated steel alloy.

- Chamfered square cut ends for easy socket insertion
- Corrosion-resistant finish
- Smooth one-piece handle with sizes clearly marked
- Keys snap to work position for leverage and fold into handle for compact storage
- Replacement keys available

UPC#	Description
60700	Hex key set – 8 sizes - 1/20", 1/16", 5/64", 3/32", 7/64", 1/8", 9/64", 5/32"
60710	Hex key set – 9 sizes - 5/64", 3/32", 7/64", 1/8", 9/64", 5/32", 3/16", 7/32", 1/4"

RECOVERY MACHINES  
SUPERFAC SYSTEMS  
VACUUM AND CHARGING HOSES  
HOSE ADAPTERS, VALVES AND PARTS  
CHARGING SYSTEMS  
GAUGES  
ELECTRONIC INSTRUMENTS  
HEATING INSTRUMENTS  
LEAK MONITORS AND DETECTORS  
SYSTEM TOOLS

RECOVERY MACHINES  
 SUPERVAC SYSTEMS  
 VACUUM AND CHARGING HOSES  
 HOSE ADAPTERS, VALVES AND PARTS  
 CHARGING SYSTEMS  
 GAUGES  
 ELECTRONIC INSTRUMENTS  
 HEATING INSTRUMENTS  
 LEAK MONITORS AND DETECTORS  
**SYSTEM TOOLS**

## FAN BLADE PULLER



All steel design includes a 15/16" hex head and 5/8" shaft milled back 1-1/2" and undersized for 1/2" shaft opening. A self centering alignment tool is included.

Four fingers attach to the fan blade. For durability they are made of hardened 4140 chrome moly steel.

- Remove squirrel cage type blower wheels
- Pull off fan blades
- Remove pulleys or sheaves
- Fits 1-3/4" hub maximum

UPC#	Description
60590	Fan blade puller complete
60591	Replacement "fingers" (4)
60592	Bolt for 60590

## PINCH-OFF TOOLS

60665 will pinch off and reround 1/4", 5/16", 3/8" and 1/2" copper.

60661 pinches off copper and other lines quickly. Trigger release.

60666 is a ViseGrip® pinch-off tool.



UPC#	Description
60665	Bar-style pinch-off and reround tool
60661	Plier type pinch-off tool
60666	ViseGrip® pinch-off tool

## REFRIGERANT RECOVERY PLIERS

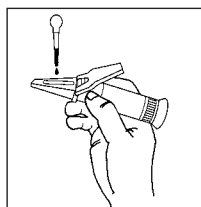



The fastest and easiest way to evacuate refrigerant before disposal of a unit.

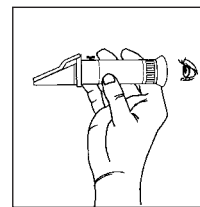
- Snaps onto refrigerant line and punctures large hole for immediate and maximum full flow to recovery unit
- One adjustable tool fits all sizes from 3/16" to 7/8" O. D. hard tubing
- Replaceable hardened steel needle

UPC#	Description
60667	Refrigerant recovery pliers
60668	Replacement needle and gasket
19022	Replacement gasket only (5 pak)

## HAND-HELD REFRACTOMETER



Place sample liquid on prism and close cover.



Look through the eyepiece and focus for scale reading.


For retrofitting a mineral oil system with POE, the refractometer can accurately predict remaining mineral oil in the system down to one percent. Acceptable levels of remaining oil depend on compressor/system manufacturer requirements.

Refractive range 1.435 to 1.520 at room temperature.

UPC#	Description
69000	Hand-held refractometer with case

## MAX-FLOW™ COMBINATION OIL PUMP

Pump oil into the compressor *on the down stroke* while the system is under pressure, making pumping easier with a positive stroke.

- Remove oil for recovery and conversion
- Add oil to existing systems
- Pumps 2.6 oz. or 78 ml per stroke
- Pumps against 200 psi pressure
- Comfort-grip rubber handle
- Universal stopper automatically adjusts to all standard openings in 1, 2-1/2 and 5 gallon oil containers
- Suction transfer hose and fittings included. Connects to bottom of unit to pump oil from equipment quickly and efficiently
- Use with alkyl-benzene, ester-based, polyol ester, mineral and synthetic oils
- Made in the USA 




UPC#	Description
77940	Max-Flow combination oil pump with tubing
77941	Automatic stopper for oil container openings for 77940 pump
77942	"O" ring kit for 77940
77919	Automatic stopper for oil container openings for 77900 pump
77920	Adapter fitting straight – 1/8" NPT Male x 1/4" flare
77921	Adapter fitting 90° angle – 1/8" NPT Male x 1/4" flare
77922	24" suction hose – 1/4" fitting one end only

Note: Not for use with ammonia laden oil.

## MAX-FLOW™ DELUXE OIL PUMP

The Max-Flow deluxe oil pump is a high capacity unit for quick charging.


- Remove oil for recovery and conversion
- Add oil to existing systems
- Pumps 3.8 oz. (112.38 ml) per stroke
- Fits all size oil containers
- Foot stand base provides support and leverage while pumping against the high pressures of a running compressor
- Operating unit in reverse with adapter hose accessory removes oil from equipment quickly and efficiently
- Use with alkyl-benzene, ester-based, polyol ester, mineral and synthetic oils
- Will pump against 250 psi pressure
- Made in the USA 



UPC#	Description
77930	Max-Flow deluxe oil pump
77924	3/8" NPT Male x 1/4" Female elbow
77925	Plastic seat
77931	"O" ring kit for 77930
77932	Piston rod assembly
77935	Ball spring – 2 each
77936	Replacement suction copper tube with 1/2" flare nut at one end
77933	Replacement fittings — 3/8" NPT Male x 1/2" flare — 90°
77937	Replacement fittings — 3/8" NPT Male x 3/8" flare — 90°
77938	Optional 1/2" flexible suction hose, 24" long — fitting one end only
77939	Optional 3/8" flexible drain hose, 24" long — fitting one end only
59653	1/2" copper gasket soft (10 pak)

## REFILLABLE OIL INJECTORS

Add liquid to systems and sample refrigerant quickly and easily.

- Body and cap are rugged aluminum with "O" ring seal
- Male fitting at one end with Schrader. A ball valve for control on other end with a short length of hose
- Valve depressor in Female end
- 600 psi maximum working pressure
- Made in the USA 

UPC#	Description
69560	1/2 oz. Oil injector 1/4" Male flare x 1/4" Female Q.C.
69561	2 oz. Oil injector 1/4" Male flare x 1/4" Female Q.C.
69562	4 oz. Oil injector 1/4" Male flare x 1/4" Female Q.C.
69563	"O" ring 1/2 oz. injector (5 pak)
69564	"O" ring 2 and 4 oz. injector (5 pak)
69565	1/2 oz. R-134a auto injector with hose and service coupler
69566	2 oz. R-134a auto injector with hose and service coupler
69567	4 oz. R-134a auto injector with hose and service coupler






RECOVERY MACHINES  
 SUPERVAC SYSTEMS  
 VACUUM AND CHARGING HOSES  
 HOSE ADAPTERS, VALVES AND PARTS  
 CHARGING SYSTEMS  
 GAUGES  
 ELECTRONIC INSTRUMENTS  
 HEATING INSTRUMENTS  
 LEAK MONITORS AND DETECTORS  
 SYSTEM TOOLS

## ERGONOMIC FINFIX™ COMBS

### For 14 different fin sizes

Color-coded nylon fin combs are designed to easily straighten and clean fins on standard and high efficiency condensers and evaporators. Shape conforms to the hand and thumb for a more comfortable grip.

Available individually bagged or as a set of six assorted. One set of six covers 12 different fin sizes. 61157 is for high efficiency units. 



Individual UPC#	Description	Fins per inch	Color	Bag of 25 UPC#
61151	FinFix 1	8 and 10	Orange	61161
61152	FinFix 2	9 and 15	Yellow	61162
61153	FinFix 3	11 and 13	Blue	61163
61154	FinFix 4	12 and 14	Green	61164
61155	FinFix 5	16 and 17	Lime	61165
61156	FinFix 6	18 and 20	Red	61166
61157	FinFix 7	21/22 and 23/24	Purple	61167
61158	Set of 6	8 to 20	Assorted	—

## MECHANIX™ WORK GLOVES

Gloves feature a padded, two-way stretch lined spandex top for fit and flexibility.



- Smooth surface thumb and index finger improve grip
- Soft, flexible, durable and breathable synthetic leather palm
- Synthetic leather and lycra finger gussets
- Elastic cuff with adjustable hook and loop TPR closure

UPC#	Description
10057	Medium Mechanix™ work gloves
10058	Large Mechanix™ work gloves
10059	Extra large Mechanix™ work gloves

## SAFETY GOGGLES

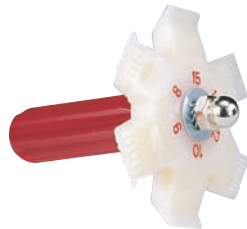


Helps protect your eyes against metal particles, sparks, refrigerant gases, etc. when working on HVAC/R systems.

Safety goggles are recommended any time you work on a system.

UPC#	Description
11002	Safety goggles
11003	Ventilated safety goggles


## 6-IN-1 FIN STRAIGHTENER



Fin straightener sizes are marked on the head - 8, 9, 10, 12, 14 and 15 fins per inch. Compact 4" length.

UPC#	Description
61171	6-in-1 Fin straightener
61172	Head only
61173	Handle only


## STAINLESS TELESCOPING INSPECTION MIRRORS



- Check leaks in hard to see places
- Stainless steel mirror on ball joint rotates 360°
- Handle extends to 28"

UPC#	Description
78100	Round 3-3/4" diameter
78101	Rectangular 3-3/4" x 2"
78102	Rectangular 2" x 1-1/4"

## FIN STRAIGHTENERS



Fin straighteners straighten even severely damaged condenser and evaporator fins quickly and easily. Also clean away lint, rust, dirt and other debris.

Adjustable tension and sturdy metal body.

61170 includes a long comfort-grip handle, making straightener easier to use. Head is 20 percent wider to straighten more fins in one pass.

UPC#	Description
61150	Fin straightener
61170	Fin straightener with large handle

## TELESCOPING GLASS MIRRORS



UPC#	Description	Extension
78094	2-1/4" round	9-1/4" to 14-1/4"
78097	2-1/4" round magnified	9-1/4" to 14-1/4"

With pocket clip and insulated head		
78098	1-1/4" round	7" to 19"
78099	1-1/4" round magnified	7" to 19"
78103	2" x 3-1/2" rectangular	11" to 15-1/2"
78104	1" x 2" oval	7" to 19"

Replacement mirrors only		
78105	2-1/4" round glass	
78106	2" x 3-1/2" rectangular glass	
78107	1" x 2" oval glass	

# PRODUCT INDEX

UPC #	Page #	UPC #	Page #	UPC #	Page #	UPC #	Page #	UPC #	Page #
00101-00438	27	19025-19026	33	21036	19, 21	29836-29975	22	41131	44
10057-11003	94	19027	14, 33	21048	19	29980	21, 31	41132	34, 45
11012-11988	24	19030	13, 14	21060-21072	19, 21	29983-29988	20	41133-41135	39, 44, 45
12036-14072	24	19034	33	21096-21399	19	29993-29996	21	41138	34, 45
14536-14699	22	19037	20, 32, 33	21403-21486	21	29999	22	41139	14, 39, 41
14811-14821	45	19038-19041	20, 32	21503-21586	21	36018-36019	13, 31	41140	39
15006	16	19045	32	21612-21799	19	38081-38087	8	41141	44, 45
15012-15496	22	19082-19088	31	21981-21982	19, 20	40190-40199	44	41142	39, 44, 45
15636-15799	23	19094	33	21983-21988	19	40201-40206	54	41143	44
15836-16150	23	19095	21, 30	22012-22988	20	40261-40263	45	41145	8
16236-16296	23	19096	14, 30	25002	21	40265	34	41150	44
16436-16696	23	19100-19104	32	25036-25199	20	40270	39	41212-41225	42, 46
16801-16912	26	19105-19106	31	25202	21	40271	39, 41	41232-41235	43, 46
18001	26, 31, 33	19109	32	25236-25399	20	40272	14	41282-41299	42, 46
18072	26	19110	15, 32, 58, 45	25602	21	40279	39, 41, 44	41300-41305	34
18136-18299	22	19111-19129	32	25636-25799	20	40280-40281	44	41311-41315	42, 46
18372	26	19130	13, 31	25802	21	40315-40317	33	41317-41318	34
18412-18550	24	19131	13, 14, 31	25836-25975	22	40318	33, 45	41319	42, 46
18612-18912	26	19132	13, 31	25980	21	40319-40320	45	41327-41328	34
18971	14, 30	19133	13, 14, 31	25983-25988	20	40325-40326	33	41332	42, 46
18973-18974	30	19142	31, 34	25999	22	40331-40342	45	41337-41338	34
18975	14, 30, 64	19143-19152	31	26002	21	40350	33	41353-41615	42, 46
18978-18980	30, 64	19153-19157	34	26036-26199	23	40944	42, 46	41622-41652	43, 46
18981	14, 30	19158	32, 34	26202	21	41041-41044	39, 45	41702-41781	42, 46
18984	30	19160	13, 31	26236-26399	22	41045	39, 41	41842-41846	43, 46
18985	14, 30	19161-19169	32, 34	27002	21	41046-41047	39, 41	42000	42, 46
18987-18989	30	19171-19222	32	27836-28599	22	41048-41061	45	42001	43, 46
18990-18996	31	19236-19296	23	29001	21, 31	41063	39	42002	42, 46
18997	30, 31, 64	19301	33	29003-29006	21	41090-41091	41, 45	42004-42007	43, 46
19000	31	19302	19, 20, 21, 22, 23, 24, 33	29036	20, 21	41092	45	42008-42010	42, 46
19003-19005	33	19304	33	29048	20	41094-41096	41, 45	42011	43, 46
19010	24, 33	19306	31	29060	20, 21	41099	45	42012-42015	42, 46
19011	13, 14, 21, 22, 23, 30, 33	19310-19350	23	29072	21	41103	41, 45	42020	43, 46
19012	24, 33	19448-19512	26	29073	20	41105	45	42030-42315	42, 46
19015	13, 14, 23, 30, 33	19636-19999	23	29096-29199	20	41106	41, 45	42332-42436	43, 46
19020	19, 20, 21, 22, 23, 24, 26, 30, 31, 33	20036-20199	22	29201	21, 31	41111-41112	45	42715-43220	42, 46
19021	33	20236-20399	23	29203-29206	21	41113	39, 41	43233-43235	43, 46
19022	33, 92	20436-20599	22	29236-29399	20	41116-41117	41	43313-44220	42, 46
		20636-20750	23	29403-29486	21	41118	45	44235	43, 46
		20812-20950	24	29601	21, 31	41119-41122	31, 45	44313-44319	42, 46
		21012-21024	19	29603-29606	21	41123-41124	34, 45	46000-46190	40, 46
				29636-29799	20	41130	41	49001	51, 54

RECOVERY MACHINES

SUPERLEAK SYSTEMS

VACUUM AND CHARGING HOSES

HOSE ADAPTERS, VALVES AND PARTS

CHARGING SYSTEMS

GAUGES

ELECTRONIC INSTRUMENTS

HEATING INSTRUMENTS

LEAK MONITORS AND DETECTORS

SYSTEM TOOLS

# PRODUCT INDEX

UPC #	Page #	UPC #	Page #	UPC #	Page #	UPC #	Page #	UPC #	Page #
49002	14, 51, 54	60106-60120	88	60351-60361	84	69086-69088	15, 58	78011	68
49003-49008	51, 54	60121	86	60373-60398	85	69089	67	78012	26, 68
49010	44, 51, 52, 54	60122	82	60405-60429	84	69091	15, 58	78020-78032	68
49013-49036	51, 54	60124-60130	88	60439-60459	83	69092-69093	13	78041-78044	26
49039-49040	52	60131-60134	87	60460-60476	84	69095	16, 59	78050	67
49041-49042	49, 54	60135	33	60590-60592	92	69096-69110	64	78055	66
49047-49049	52, 54	60136	88	60593-60597	91	69200-69224	62	78056-78057	53, 66
49051-49059	51, 54	60139	87	60600-60616	89	69225	60	78059-78060	66
49060	51	60140	88	60617	90	69228	61	78061	53, 66
49063-49064	51, 54	60141	88	60618-60638	89	69233	62	78062-78065	66
49067-49069	52, 54	60142	86	60641-60654	90	69235-69237	61	78066	53, 66
49090-49092	38, 53	60143-60144	88	60661-60668	92	69239	63	78070-78075	67
49100	50	60146	87	60669-60865	91	69240	61	78076-78091	66
49101-49186	50, 54	60147-60149	88	61150-61173	94	69250	64	78094	94
49189	50	60152-60155	87	68004-68011	76	69251-69265	63	78095-78096	66
49190-49192	38, 41, 53	60160	86	68016-68029	77	69346-69348	64	78097-78107	94
49197-49200	52, 54	60161	85, 86	68032-68036	76	69354-69368	71	78112	26
49201-49270	50, 54	60163-60164	86	68043-68047	77	69371-69373	75	78113-78272	27
49271-49272	43, 46	60165-60166	86, 87, 88	68050-68068	78	69378	71	78306-78512	26
49281-49282	38, 46	60169-60174	88	68084-68089	77	69379	75	78612-78772	27
49283	37, 46	60177-60178	33	68091-68093	76, 77	69380-69386	71	80200-80240	13
49291-49292	40, 46	60179	88	68094	78	69387	71, 75	81636-86836	28
49301-49420	52	60190-60195	87	68096-68108	76	69388-69389	71	93011-93047	12
49421-49424	52, 66	60196-60210	82	68116-68124	77	69435-69468	74	93058-93095	13
49425-49438	52	60211	83	68132-68136	76	69522-69532	68	93117	12
49440-49458	53	60212	82, 83	68143-68147	77	69555-69559	73	93211	14
49495	54	60213	82	68164-68168	78	69560-69564	73, 93	93340-93378	12
49511-49522	51, 54	60214	81, 82	68191-68193	76, 77	69565-69567	93	93386-93387	13
49792-49889	38, 46	60225	83	68194	78	69584	75	93390-93533	12
49892-49997	37, 46	60230-60232	82, 83	68800-68813	57	69590-69625	74	93540-93590	11
59060	54	60233	82	68848-68849	34	69670	31	93591	12
59511	67	60240-60260	83	68850-68854	63	69696-69699	75	93592-93597	11
59651-59652	27, 33	60268-60269	81	68900-68916	65	69700-69706	73	93825-93840	30
59653	33, 93	60270-60272	82	68945-68950	60	69708-69713	74	93842-93843	21, 30
59654	33	60273-60274	81	69000	92	69721-69732	73	93844-93848	30
59655	24, 33	60275-60277	82	69008-69015	67	69733-69739	75	93850-93886	14
59860	46	60278	81	69044-69045	16, 53	69787-69794	72	95002-95457	8
60003-60008	89	60290	82	69060-69066	16, 59	69803-69806	74	95700	6
60009-60018	86	60292	82, 83	69067-69071	15, 16,	77919-77920	93	95760-95768	5
60072-60100	88	60293	82		58, 59	77921	14, 93		
60101	85, 86	60295	81	69073-69075	15, 58	77922-77942	93		
60102-60103	86	60321-60349	85	69079-69081	16, 59	77950	73		



## WARRANTY INFORMATION

YELLOW JACKET® products from Ritchie Engineering Company, Inc. are guaranteed to be free from material and workmanship defects for a period of one year. This guarantee does not cover products that have been altered, abused, misused or improperly maintained. Any exceptions to the one-year warranty policy are individually identified within this policy.

**Note: Not all cataloged products are stocked and eligible for return. Please check with your YELLOW JACKET representative or the factory for more information.**

**All returns MUST have an RGA number and proof of purchase/copy of invoice. Please obtain an RGA number from Ritchie Engineering Customer Service by calling (800) 769-8370. All returns must be prepaid.**

**HOSES** – YELLOW JACKET hoses are covered by a one-year warranty from the date of sale, but not longer than three years from the date of manufacture. All YELLOW JACKET hoses manufactured before 2006 are coded on the brass fitting with a letter combination that can be found in the price schedule and catalogs. Hoses manufactured after 2006 will show the date on the brass fitting. If you are not sure where to find the manufacture date code, please contact Ritchie Engineering Customer Service at (800) 769-8370.

If the hose is found to be defective within the warranty period, a credit will be issued upon return. If one hose in a three pack fails, a credit will be issued for the defective hose only. **Note: DO NOT return all of the hoses in a three pack for credit; return only the defective hose.**

The following exceptions will not be covered under this warranty:

1. Hoses that have been altered, misused or improperly maintained.
2. Hose with missing or damaged gaskets.
3. Hoses with missing core depressors.

**Metal hoses and special length assemblies are not returnable.**

**MANIFOLDS** – YELLOW JACKET “Series 41”, TITAN™ and BRUTE II™ Test and Charging Manifold bars are warranted for life (manifold bar includes all items except gauges and hoses). This warranty does not cover the manifold gauges, which are covered by a one-year warranty outlined in the “Manifold Gauge” section of this warranty policy. If at any time you experience a problem with the manifold bar, return the manifold bar with a check for \$7.50 to cover postage and handling.

If the manifold fails within the first year of purchase we will repair, replace or credit at our discretion. **Note: DO NOT return manifolds with hoses. Return only the defective manifold. Over-the-counter exchanges are not authorized.**

The following exceptions will not be covered under this warranty:

1. Over-pressurized or broken gauges.
2. Manifolds that have been altered, misused or improperly maintained.

**MANIFOLD REPLACEMENT GAUGES** – YELLOW JACKET replacement gauges are covered by a one year warranty from the date of purchase.

The following exceptions will not be covered under this warranty:

1. Over-pressurized or broken gauges.
2. Gauges that have been altered, misused or improperly maintained.

**RECOVERY PRODUCTS** – YELLOW JACKET recovery products (UPC 949xx) are covered by a one-year warranty for parts and labor and an extended two-year compressor warranty if the warranty card is returned and on file. Recovery products (UPC 957xx) are covered by a one-year warranty for parts and labor (UPC 9576x also includes

a three-year compressor warranty). The warranty also allows for a one year over-the-counter exchange, when applicable. To receive this over-the-counter exchange, call Ritchie Engineering Customer Service at (800) 769-8370 and get the required authorization. Failure to get the required authorization could result in a denial of the over-the-counter exchange.

The following exceptions will not be covered under this warranty:

1. Recovery products that have been altered, misused or improperly maintained.

**VACUUM PUMPS** – YELLOW JACKET U.S. manufactured vacuum pumps are covered by a two-year parts and labor warranty. Foreign made vacuum pumps distributed by Ritchie Engineering will be either replaced or repaired at our option within one year of factory shipment or 18 months from manufactured date. **Please drain oil before returning.** Over-the-counter exchanges will not be authorized.

The following exceptions will not be covered under this warranty:

1. Failure to use correct type of oil.
2. Vacuum pumps that have been altered, misused or improperly maintained
3. The use of the pump on lithium bromide or ammonia systems.

**ELECTRONIC PRODUCTS** – YELLOW JACKET electronic products are warranted for a period of one year from the date of purchase. All electronic products **must** be returned to Ritchie Engineering. If the product is found to be defective, Ritchie Engineering will repair, replace or issue a credit at our discretion.

The following exceptions will not be covered under warranty:

1. Electronic products that have been altered, misused or improperly maintained
2. AccuProbe™ and AccuProbe II leak detectors are covered by an 18-month warranty. This warranty does not cover the sensor.

**TUBING TOOLS** – YELLOW JACKET tubing tools are covered by a one-year warranty. This warranty does not include an over-the-counter exchange. All tubing tool products must be returned to Ritchie Engineering. If the product is found to be defective, Ritchie Engineering will repair, replace or issue a credit at our discretion.

The following exceptions will not be covered under this warranty:

1. Tubing tools that have been altered, misused or improperly maintained.
2. Tube cutters in working order with broken or worn out cutting wheels.



## **CORPORATE OFFICE**

10950 Hampshire Avenue South

Bloomington, MN 55438 U.S.A.

Phone: (952) 943-1300 or (800) 769-8370

Fax: (800) 322-8684

[www.yellowjacket.com](http://www.yellowjacket.com)