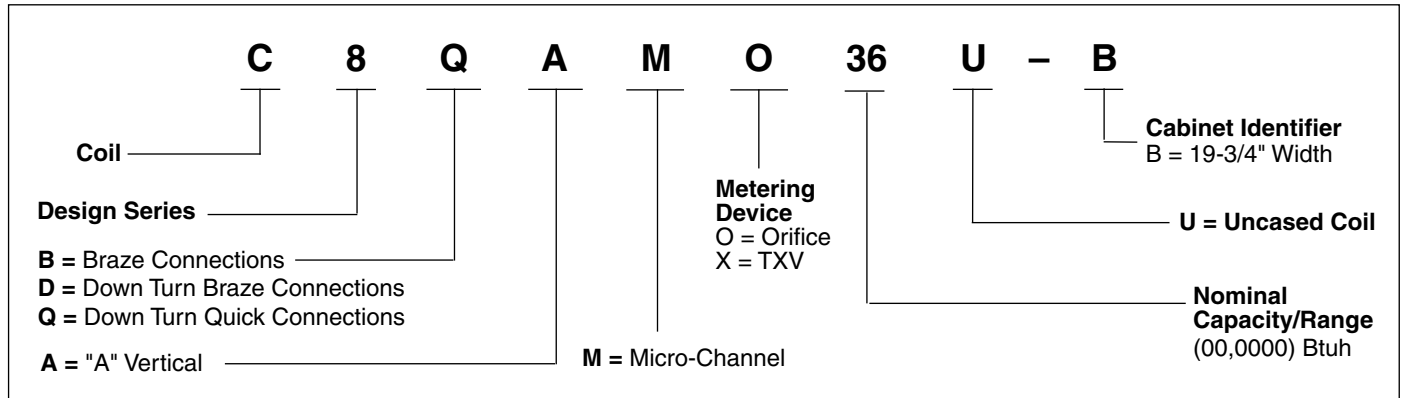


**TECHNICAL
SPECIFICATIONS**

C8 Manufactured Housing Indoor Coils

MODEL IDENTIFICATION CODE



Drain Pan—Bottom View

Dimension	"B" Cabinet 24-49
W	18 1/8
B	10 5/8

See Figure 1.

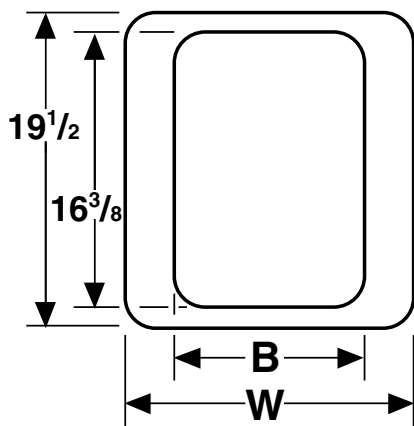
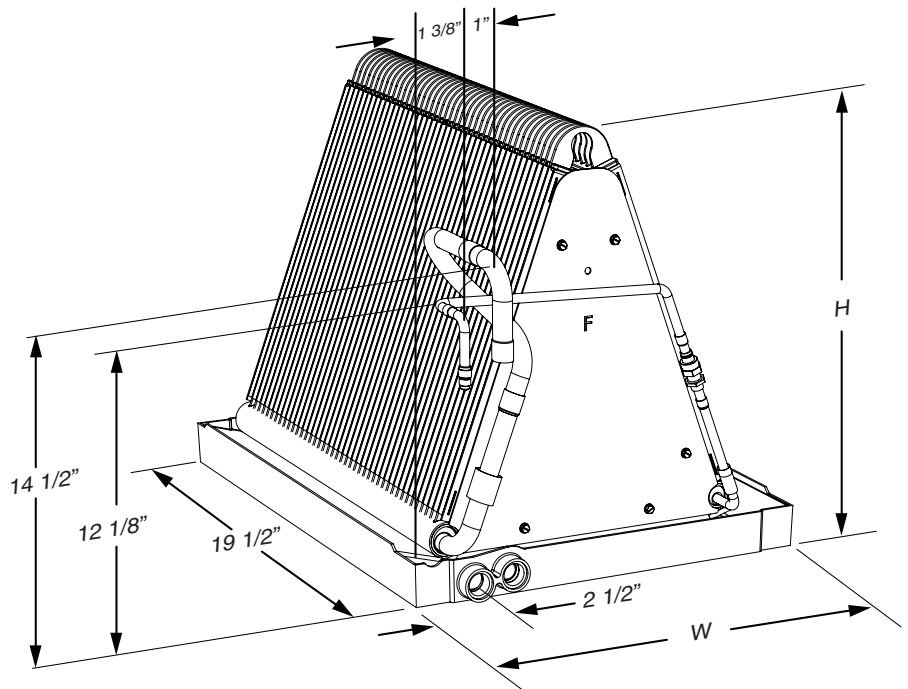


Figure 1. Drain Pan Dimensions



TXV Kits

920662A	R-22 2.0T
920663A	R-22 2.5T
920664A	R-22 3.0T
920665A	R-22 3.5T
920666A	R-22 4.0T
920667A	R-22 5.0T
920668A	R-410a 2.0T
920669A	R-410a 2.5T
920670A	R-410a 3.0T
920671A	R-410a 3.5T
920672A	R-410a 4.0T
920673A	R-410a 5.0T

Tube Kits

921733	Kit, REPL Tube B18
921734	Kit, REPL Tube B24

COIL DATA TABLE

Coil Model C8(B,D)A	X24-B	X30-B	01830-B	(0,X)36-B	X(42,48)U-B	X49U-B
Face Area (ft ²)	3.43	3.43	3.43	3.43	5.58	6.42
Fins per inch	20	20	20	18	14	14
W - Width (in.)	18-1/8	18-1/8	18-1/8	18-1/8	18 1/8	18 1/8
H - Height (in.)	18	18	18	18	25	29
HL - Height of Liquid Line (in.)	12-1/8	12-1/8	12-1/8	12-1/8	12 1/8	12 1/8
HS - Height of Suction Line (in.)	14-1/2	14-1/2	14-1/2	14-1/2	14 1/2	14 1/2
Connection - Liquid Line	3/8	3/8	3/8	3/8	3/8	3/8
Connection - Suction Line	3/4	3/4	3/4	3/4	7/8	7/8
Metering Orifice Size (in.)	TXV	TXV	0.061	0.067, TXV	TXV	TXV
Nominal Airflow (CFM) (Lower Tonnage)	600	1000	600	1,200	1400	1600
Nominal Airflow (CFM) (Higher Tonnage)	880	1000	1000		1600	
Pressure Drop at nom airflow (in. wc) (Lower Tonnage)	0.09	0.26	0.09	0.27	0.28	0.30
Pressure Drop at nom airflow (in. wc) (Higher Tonnage)	0.17	0.26	0.26			

Coil Model C8QA	(0,X)24-B	(0,X)30-B	(0,X)36-B	X(42,48)U-B	X49U-B
Face Area (ft ²)	3.43	3.43	3.43	5.58	6.42
Fins per inch	20	20	18	14	14
W - Width (in.)	18-1/8	18-1/8	18-1/8	18 1/8	18 1/8
H - Height (in.)	18	18	18	25	29
HL - Height of Liquid Line (in.)	12-1/8	12-1/8	12-1/8	12 1/8	12 1/8
HS - Height of Suction Line (in.)	14-1/2	14-1/2	14-1/2	14 1/2	14 1/2
Connection - Liquid Line	3/8	3/8	3/8	3/8	3/8
Connection - Suction Line	3/4	3/4	3/4	7/8	7/8
Metering Orifice Size (in.)	0.055, TXV	0.061, TXV	0.067, TXV	TXV	TXV
Nominal Airflow (CFM)	800	1000	1,200	1600	1600
Pressure Drop at nom airflow (in. wc)	0.17	0.26	0.27	0.28	0.30



GENERAL TERMS OF LIMITED WARRANTY

Nortek Global HVAC LLC will furnish a replacement for any part of this product which fails in normal use and service within the terms and conditions of the warranty.

For complete details of the Limited Warranty, including applicable terms and conditions, see your local installer or contact the Nortek Global HVAC LLC warranty department for a copy.

Before purchasing this appliance, read important energy cost and efficiency information available from your retailer. Specifications and illustrations subject to change without notice and without incurring obligations. Printed in U.S.A (05/2015)