

2014

TEMPSTAR®
Heating and Cooling Products

Product Guide RESIDENTIAL



401-22-2300-14

© 2014 International Comfort Products
Lewisburg, TN USA

MODEL NOMENCLATURE RESIDENTIAL

90%+ GAS FURNACE

GAS FURNACE MODEL NUMBER IDENTIFICATION GUIDE										
DIGIT POSITION	1	2	3	4	5	6, 7, 8	9, 10	11, 12	13	14
	*	9	M	A	E	060	17	14	A	1
F, G = Mainline N = Entry	BRANDING									
9 = 90% - 100%	EFFICIENCY									
M = Multiposition	FEATURE									
A = ECM Variable Speed V = ECM Variable Speed X = ECM (Speed Select) S = Single-stage T = Two-stage	FEATURE									
B = Base AFUE Efficiency E = Extra AFUE Efficiency C = Communicating D = Dual Certified 2-pipe or 1-pipe R = 2-pipe only S = Single-stage T = Two-stage N = Standard L = Low NOx	FEATURE									
040 = 40,000 BTU/hr 060 = 60,000 BTU/hr 080 = 80,000 BTU/hr 100 = 100,000 BTU/hr 120 = 120,000 BTU/hr 140 = 140,000 BTU/hr	INPUT HEAT									
14 = 14-3/16" 17 = 17-1/2" 21 = 21" 24 = 24-1/2"	CABINET WIDTH									
08 = 800 CFM (max) 10 = 1000 CFM (max) 12 = 1200 CFM (max) 14 = 1400 CFM (max) 16 = 1600 CFM (max) 20 = 2000 CFM (max) 22 = 2200 CFM (max)	NOMINAL MAX. COOLING AIRFLOW @ .5 IN.W.C									
SALES (MAJOR) REVISION DIGIT										
ENGINEERING (MINOR) REVISION DIGIT										

80% GAS FURNACE

GAS FURNACE MODEL NUMBER IDENTIFICATION GUIDE										
DIGIT POSITION	1	2	3	4	5	6, 7, 8	9, 10	11, 12	13	14
	*	8	M	X	N	045	14	12	A	1
F, G = Mainline N = Entry		BRANDING								
80 = 80+		EFFICIENCY								
M = Multiposition			FEATURE							
V = ECM Variable Speed										
X = ECM (Speed Select)										
H = Horizontal										
S = Single-stage										
T = Two-stage			FEATURE							
A = Modulating										
D = Dual Certified 2-pipe or 1-pipe										
R = 2-pipe only										
N = Standard										
L = Low NOx			FEATURE							
045 = 44,000 BTU/hr										
070 = 66,000 BTU/hr										
090 = 88,000 BTU/hr										
110 = 110,000 BTU/hr										
135 = 132,000 BTU/hr										
155 = 154,000 BTU/hr			INPUT HEAT							
14 = 14-3/16"										
17 = 17-1/2"										
21 = 21"										
24 = 24-1/2"			CABINET WIDTH							
08 = 800 CFM (max)										
12 = 1200 CFM (max)										
14 = 1400 CFM (max)										
16 = 1600 CFM (max)										
20 = 2000 CFM (max)										
22 = 2200 CFM (max)			NOMINAL MAXIMUM COOLING AIRFLOW @ .5 IN.W.C.							
SALES (MAJOR) REVISION DIGIT										
ENGINEERING (MINOR) REVISION DIGIT										

GAS FURNACE — ACCESSORIES

ACCESSORIES MODEL NUMBER IDENTIFICATION GUIDE							
DIGIT POSITION	1	2	3	4	5, 6, 7	8, 9	10, 11
	N	A	H	A	001	01	DH
N = Non-Branded	BRANDING						
A = Accessory	PRODUCT GROUP						
H = Heating			KIT USAGE				
A = Original							
B = 2nd Generation			MAJOR SERIES				
Product Identifier Number							
Package Quantity							
Type of Kit (Example: DH = Draft Hood - Chimney Adapter)							

ACCESSORIES MODEL NUMBER IDENTIFICATION GUIDE - PRIOR TO 2010							
DIGIT POSITION	1	2	3	4	5, 6, 7	8, 9	
	N	A	H	A	001	DH	
N = Non-Branded	BRANDING						
A = Accessory	PRODUCT GROUP						
H = Heating			KIT USAGE				
A = Original							
B = 2nd Generation			MAJOR SERIES				
Product Identifier Number							
Type of Kit (Example: DH = Draft Hood - Chimney Adapter)							

ACCESSORY PRODUCT IDENTIFIER ASSIGNMENT

- AL = ALTERNATE INPUT KIT
- BK = BLOWER KIT
- CV = CONCENTRIC VENT KIT
- DH = DRAFT HOOD
- DK = DRAIN KIT
- FB = WASHABLE FILTER BULK PACK
- FF = FILTER FRAME
- FK = FILTER KIT
- FP = 10 PACK FILTER KIT
- HL = HI ALTITUDE PROPANE KIT
- LP = NATURAL TO PROPANE KIT
- LV = LONG VENT KIT
- NG = PROPANE TO NATURAL GAS KIT
- NK = NEUTRALIZER KIT
- VC = VENT GUARD
- WK = TWINNING KIT
- WL = WARNING LABEL REPLACEMENT KIT

REFER TO PRODUCT SPECIFICATIONS FOR COMPLETE ACCESSORY INFORMATION.

OIL FURNACE

OIL FURNACE MODEL NUMBER IDENTIFICATION GUIDE								
DIGIT POSITION	1	2	3	4	5, 6, 7	8	9, 10	11
	N	O	M	V	098	J	12	A
N = Burner included Blank = Burners and Accessories ordered separately								
O = Oil Furnace		FUEL						
C = Downflow/Horizontal								
D = Downflow/Horizontal								
H = Horizontal								
L = Lo-Boy								
M = Multiposition								
T = Upflow/Horizontal								
U = Upflow				FEATURE				
F = Front Breech								
R = Rear Breech								
V = Variable Motor				FEATURE				
098 = 98,000 BTU/hr								
105 = 105,000 BTU/hr								
106 = 106,000 BTU/hr								
112 = 112,000 BTU/hr								
154 = 154,000 BTU/hr								
155 = 155,000 BTU/hr								
156 = 156,000 BTU/hr								
160 = 160,000 BTU/hr								
210 = 210,000 BTU/hr								
350 = 350,000 BTU/hr						INPUT HEAT		
A = 20 x 20								
B = 24 x 24								
C = 21-1/8 x 21-1/2								
D = 19 x 20								
E = 19 x 24								
F = 20 x 24								
G = 22 x 30								
J = 16 x 19								
K = 17-1/2 x 19						SUPPLY PLENUM SIZE		
08 = 800 CFM (max)								
12 = 1200 CFM (max)								
14 = 1400 CFM (max)								
16 = 1600 CFM (max)								
18 = 1800 CFM (max)								
20 = 2000 CFM (max)						COOLING AIRFLOW		
SALES (MAJOR) REVISION DIGIT								

AIR CONDITIONERS and HEAT PUMPS

OUTDOOR UNIT MODEL NUMBER IDENTIFICATION GUIDE (single phase)											
DIGIT POSITION	1	2	3	4	5, 6	7	8	9	10	11	12
	*	4	A	3	18	A	K	A	1	0	0
C, H, or T = Mainline		BRANDING									
N = Entry											
R = Entry											
2 = R-22											
4 = R-410A											
C = Two-Stage Communicating											
S = Single Stage Communicating											
X = R-410A		REFRIGERANT									
A = Air Conditioner											
H = Heat Pump				TYPE							
3 = 13 SEER											
4 = 14 SEER											
5 = 15 SEER											
6 = 16 SEER											
7 = 17 SEER											
8 = 18 SEER											
9 = 19 SEER				NOMINAL EFFICIENCY							
18 = 18,000 BTUH = 1½ tons											
19 = 18,000 BTUH = 1½ tons											
24 = 24,000 BTUH = 2 tons											
25 = 24,000 BTUH = 2 tons											
30 = 30,000 BTUH = 2½ tons											
31 = 30,000 BTUH = 2½ tons											
36 = 36,000 BTUH = 3 tons											
37 = 36,000 BTUH = 3 tons											
42 = 42,000 BTUH = 3½ tons											
43 = 42,000 BTUH = 3½ tons											
48 = 48,000 BTUH = 4 tons											
49 = 48,000 BTUH = 4 tons											
60 = 60,000 BTUH = 5 tons											
61 = 60,000 BTUH = 5 tons				NOMINAL CAPACITY							
A = Standard Grille											
G = Coil Guard Grille											
C = Coastal						FEATURES					
K = 208/230-1-60								VOLTAGE			
Sales Code											
Engineering Revision											
Extra Digit											
Extra Digit											

DUCTED HORIZONTAL AIR CONDITIONERS and HEAT PUMPS

OUTDOOR UNIT MODEL NUMBER IDENTIFICATION GUIDE											
DIGIT POSITION	1,2	3	4	5	6,7	8	9	10	11	12	13
	HC	4	A	3	18	A	K	A	1	0	0
Horizontal Condenser	UNIT	REFRIGERANT		NOMINAL EFFICIENCY		FEATURES		VOLTAGE			
4 = R-410A		A = Air Conditioner		3 = 13 SEER		A = Standard Grille		K = 208/230-1-60		Sales Code	
H = Heat Pump		H = Heat Pump		18 = 18,000 BTUH = 1½ tons		K = 208/230-3-60		H = 208/230-3-60		Engineering Revision	
		TYPE		24 = 24,000 BTUH = 2 tons		L = 460-3-60		L = 460-3-60		Extra Digit	
		NOMINAL CAPACITY		30 = 30,000 BTUH = 2½ tons						Extra Digit	
				36 = 36,000 BTUH = 3 tons							
				42 = 42,000 BTUH = 3½ tons							
				48 = 48,000 BTUH = 4 tons							
				60 = 60,000 BTUH = 5 tons							

AIR CONDITIONERS and HEAT PUMPS — ACCESSORIES

ACCESSORIES PART NUMBER IDENTIFICATION GUIDE									
DIGIT POSITION	1	2	3	4	5	6, 7	8, 9	10, 11	
	N	A	S	A	0	01	01	CH	
N = Non-Branded	BRANDING		PRODUCT GROUP		KIT USAGE		MAJOR SERIES		
A = Accessory	S = Split System (AC & HP)		A = Original		B = 2nd Generation		0 = Generic or Not Applicable		
2 = R-22		4 = R-410A		Product Identifier Number		Package Quantity		Type of Kit (Example: CH = Crankcase Heater)	
4 = R-410A									

REFER TO PRODUCT SPECIFICATIONS FOR COMPLETE ACCESSORY INFORMATION.

HIGH WALL MINI-SPLITS, R-410A

DUCTLESS SPLIT SYSTEM MODEL NUMBER IDENTIFICATION GUIDE - OUTDOOR								
DIGIT POSITION	1,2,3	4	5	6	7,8	9	10	11
	DFC	4	A	3	09	J	1	A
DFC = Ductless Condenser	UNIT							
DFS = Ductless System	UNIT							
4 = Environmentally Sound R-410A	REFRIGERANT							
A = Air Conditioner			TYPE					
H = Heat Pump			TYPE					
3 = 13								
4 = 14			NAMEPLATE SEER					
09 = 9,000 BTUH = ¾ ton								
12 = 12,000 BTUH = 1 ton								
18 = 18,000 BTUH = 1½ tons								
24 = 24,000 BTUH = 2 tons			NOMINAL CAPACITY					
J = 115-1-60								
K = 208/230-1-60					SUPPLY VOLTAGE			
1 = Single Zone								
2 = Dual Zone								
3 = Tri Zone							SALES CODE / FEATURES	
Sales Code								

DUCTLESS SPLIT SYSTEM MODEL NUMBER IDENTIFICATION GUIDE - INDOOR								
DIGIT POSITION	1,2,3	4	5	6	7,8	9	10	11
	DFC	4	A	H	09	J	1	A
DFC = Ductless Fan Coil	UNIT							
DFS = Ductless System	UNIT							
4 = Environmentally Sound R-410A	REFRIGERANT							
A = Air Conditioner			TYPE					
H = Heat Pump			TYPE					
H = High Wall								
U = Under Ceiling								
C = Cassette			APPLICATION					
09 = 9,000 BTUH = ¾ ton								
12 = 12,000 BTUH = 1 ton								
18 = 18,000 BTUH = 1½ tons								
24 = 24,000 BTUH = 2 tons			NOMINAL CAPACITY					
J = 115-1-60								
K = 208/230-1-60					SUPPLY VOLTAGE			
1 = Single Zone								
2 = Dual Zone								
3 = Tri Zone							SALES CODE / FEATURES	
Sales Code								

MODEL NOMENCLATURE

DUCTLESS SPLIT SYSTEM MODEL NUMBER IDENTIFICATION GUIDE											
MODEL SERIES	D	L	C	4	A	6	0	9	J	1	A
Position Number	1	2	3	4	5	6	7	8	9	10	11
DLC = Outdoor DLF = Indoor			Outdoor/Indoor								
4A6 = AC 4H6 = HP			Type								
09 = 9k BTU 12 = 12k BTU 18 = 18k BTU 24 = 24k BTU 30 = 30k BTU 36 = 36k BTU			Size								
J = 115-1-60 K = 208/230-1-60			Voltage								
1A			Factory Designation								

FAN COILS

FVM, FXM, FEM, FSM, FCM series FAN COIL MODEL NUMBER IDENTIFICATION								
DIGIT POSITION	1	2	3	4	5	6,7,8,9	10	11
F = Fan Coil		V	M	4	X	1800	A	T
UNIT		MOTOR TYPE						
S = Standard PSC E = High efficiency ECM C = Communicating X = ECM V = Variable Speed		INSTALLATION TYPE						
U = Upflow M = Multiposition		REFRIGERANT						
2 = R-22 4 = Environmentally Sound R-410A		METERING DEVICE						
P = Piston Metering Device X = TXV		NOMINAL CAPACITY						
1800 = 18,000 BTUH = 1½ tons 2400 = 24,000 BTUH = 2 tons 3000 = 30,000 BTUH = 2½ tons 3500 = 36,000 BTUH = 3 tons 3600 = 36,000 BTUH = 3 tons 4200 = 42,000 BTUH = 3½ tons 4800 = 48,000 BTUH = 4 tons 6000 = 60,000 BTUH = 5 tons		SALES CODE / FEATURES						
A = Copper Tube, Aluminum Fin Evaporator Coil AL = Aluminum Tube, Aluminum Fin Evaporator Coil AT = Tin Coated Copper Tubes, Aluminum Fin Evaporator Coil								

MODEL NOMENCLATURE

FMA4P & FMA4X series FAN COIL MODEL NUMBER IDENTIFICATION GUIDE

FAN COIL MODEL NUMBER IDENTIFICATION GUIDE

	F	M	A	4	P	2400	A
F = Fan Coil	TYPE		INSTALLATION TYPE			REFRIGERANT	
M = Multi-Family							
A = Apartment Upflow	METERING DEVICE		NOMINAL CAPACITY				
4 = Environmentally Sound R-410A							
P = R-410A Piston	SALES CODE / FEATURES						
X = R-410A TXV Standard							
1800 = 18,000 BTUH = 1-1/2 tons							
2400 = 24,000 BTUH = 2 tons							
3000 = 30,000 BTUH = 2-1/2 tons							
3600 = 36,000 BTUH = 3 tons							
A = Standard							

FMU4P, FMU4X, FMC4P, FMC4X series FAN COIL MODEL NUMBER IDENTIFICATION GUIDE

	F	M	U	4	P	2400	A
F = Fan Coil	TYPE		INSTALLATION TYPE			REFRIGERANT	
M = Multi-Family							
U = Uncased	METERING DEVICE		NOMINAL CAPACITY				
C = Cased							
4 = Environmentally Sound R-410A	SALES CODE / FEATURES						
P = R-410A piston							
1800 = 18,000 BTUH = 1-1/2 tons							
2400 = 24,000 BTUH = 2 tons							
3000 = 30,000 BTUH = 2-1/2 tons							
3600 = 36,000 BTUH = 3 tons							
A = Standard							

FAN COIL – ACCESSORIES

FVM, FXM, FEM, FSM, EBV series

FAN COIL ACCESSORY PART NUMBER IDENTIFICATION GUIDE

DIGIT POSITION	1,2	3,4	5,6	7,8,9	10
EB = Evaporator Blower	EB	AC	01	NCB	A
AC = Accessory	UNIT		ACCESSORY TYPE		
Product Identifier Number					
NCB = Non-Combustible Base Kit					
DFS = Down Flow Kit – Slope Coil					
DFA = Down Flow Kit – A Coil					
PLG = Power Plug (no heat kit)					
SPK = Single Point Wiring Kit					
FKS = Filter Kit Small					
FKM = Filter Kit Medium					
FKL = Filter Kit Large					
FKX = Filter Kit Extra Large					
CTK = Condensate Trap Kit (PVC pipe)					
Sales Code					

REFER TO PRODUCT SPECIFICATIONS FOR COMPLETE ACCESSORY INFORMATION.

FAN COIL – ELECTRIC HEATERS

FVM, FXM, FEM, FSM, EBV series FAN COIL ELECTRIC HEATER PART NUMBER IDENTIFICATION GUIDE						
DIGIT POSITION	1,2,3	4,5	6	7	8	9
	EHK	05	A	K	N	1
EHK = Electric Heater Kit						
05 = 5 kW						
07 = 7 kW						
09 = 9 kW						
10 = 10 kW						
15 = 15 kW						
18 = 18 kW						
20 = 20 kW						
25 = 25 kW						
30 = 30 kW						
		NOMINAL HEAT VALUE				
Sales Code						
K = 208 / 230 single-phase						
H = 208 / 230, 3-phase						
KC = 208 / 230, supplied as single phase, field convertible to 3-phase						
HC = 208 / 230 supplied as 3-phase, field convertible to single phase						
VOLTAGE (60 Hz)						
Product Identifier						
Engineering Revision						

FMA4P, FMA4X series FAN COIL ELECTRIC HEATER PART NUMBER IDENTIFICATION GUIDE				
DIGIT POSITION	1,2,3	4	5,6	7
	EHK	2	05	B
EHK = Electric Heat Kit				
Sales Code				
05 = 5 kW				
08 = 7.5 kW				
10 = 11 kW				
NOMINAL HEAT VALUE				
Engineering Code				

FMU4P, FMU4X, FMC4P, FMC4X series FAN COIL ELECTRIC HEATER MODEL NUMBER IDENTIFICATION GUIDE				
DIGIT POSITION	1,2,3	4	5,6	7
	EHK	3	05	B
EHK = Electric Heater Kit				
Sales Code				
05 = 5 kW				
08 = 7.5 kW				
10 = 10 kW				
NOMINAL HEAT VALUE				
Engineering Code				

REFER TO PRODUCT SPECIFICATIONS FOR COMPLETE ACCESSORY INFORMATION.

FURNACE COILS (Numerical Widths)

COIL MODEL NUMBER IDENTIFICATION GUIDE										
DIGIT POSITION	1	2	3	4	5	6,7	8	9,10	11	12
	E	N	D	4	X	18	L	14	A	1
E = Evaporator	UNIT									
A = A Coil N = N Coil	TYPE									
A = Uncased D = Cased Upflow/Downflow M = Cased Multiposition (Upflow/Downflow/Horizontal) W = Cased Upflow/Downflow for narrower furnaces H = Cased Horizontal	INSTALLATION									
4 = Environmentally Sound R-410A	REFRIGERANT									
P = Piston X = TXV	METERING DEVICE									
18 = 18,000 BTUH = 1½ tons 19 = 18,000 BTUH = 1½ tons 24 = 24,000 BTUH = 2 tons 30 = 30,000 BTUH = 2½ tons 31 = 30,000 BTUH = 2½ tons 36 = 36,000 BTUH = 3 tons 37 = 36,000 BTUH = 3 tons 42 = 42,000 BTUH = 3½ tons 43 = 42,000 BTUH = 3½ tons 48 = 48,000 BTUH = 4 tons 60 = 60,000 BTUH = 5 tons 61 = 60,000 BTUH = 5 tons	NOMINAL CAPACITY									
C = Copper Tube, Aluminum Fin Evaporator Coil L = Aluminum Tube, Aluminum Fin Evaporator Coil T = Tin Coated Copper Tubes, Aluminum Fin Evaporator Coil	HAIRPIN MATERIAL									
14 = 14-3/16" 17 = 17-1/2" 21 = 21" 24 = 24-1/2"	WIDTH									
Sales Digit (Major Revision)										
Engineering Digit (Minor Revision)										

MODULAR BLOWERS and ELECTRIC FURNACE

MODULAR BLOWERS and ELECTRIC FURNACE MODEL NUMBER IDENTIFICATION GUIDE							
DIGIT POSITION	1	2	3,4	5,6	7,8	9	10
M = Cased Modular Blower	M	V	08	00	14	C	1
V = Variable Speed ECM Motor 208/230-1-60 F = Electric Furnace 208/230-1-60 B = Blower Cabinet 115-1-60	UNIT						
08 = 800 (2 ton) 12 = 1200 (3 ton) 16 = 1600 (4 ton) 20 = 2000 (5 ton)			NOMINAL CFM				
00 = No Electric Heat			FACTORY INSTALLED ELECTRIC HEAT				
14 = 14-1/2" 17 = 17-1/2" 21 = 21" 24 = 24-1/2"					COIL WIDTH MATCH		
Sales Code							
Engineering Revision							

MODULAR BLOWERS and ELECTRIC FURNACE ACCESSORY PART NUMBER IDENTIFICATION GUIDE							
DIGIT POSITION	1	2	3	4,5,6	7,8	9	10
A = Accessory	A	M	F	001	DF	A	1
C = Cooling H = Heating M = Multi-use (heating and cooling) X = Special	PRODUCT TYPE						
Series							
Product Identifier Number							
DF = Downflow Kit NH= No Heat Kit OT = 2-stage Outdoor Thermostat SP = Single Point Wiring Kit					ACCESSORY TYPE		
Sales Code							
Engineering Revision							

REFER TO PRODUCT SPECIFICATIONS FOR COMPLETE ACCESSORY INFORMATION.

MODEL NOMENCLATURE

MODULAR BLOWERS and ELECTRIC FURNACE (MV*B, MF*B) HEATER PART NUMBER IDENTIFICATION GUIDE								
DIGIT POSITION	1,2	3	4	5,6	7	8	9	10
	EH	I	A	15	K	B	1	0
EH = Electric Heater								
I = ICP Modular Unit								
A = Sales Code								
00 = No Heat Kit								
05 = 5 kW								
07 = 7 kW								
10 = 10 kW								
15 = 15 kW								
20 = 20 kW								
25 = 25 kW				NOMINAL HEAT VALUE				
K = 208 / 230 single-phase								
H = 208 / 230, 3-phase					VOLTAGE			
B = Circuit Breaker								
N = Non-Breaker					ELECTRICAL PROTECTION			
Engineering Revision								
Product Identifier								

REFER TO PRODUCT SPECIFICATIONS FOR COMPLETE ACCESSORY INFORMATION.

SMALL PACKAGE UNITS

MODEL NUMBER IDENTIFICATION GUIDE										
DIGIT POSITION	1	2	3	4	5,6	7,8,9	10	11,12	13	14
	P	G	S	3	36	060	K	GS	0	C
P = Package	UNIT									
A = Air Conditioner										
H = Heat Pump										
D = Dual Fuel										
G = Gas/Electric		TYPE								
D = Standard										
S = Mainline with SS HX			TIER							
3 = 13										
4 = 14										
5 = 15				SEER						
24 = 24,000 BTUH = 2 Tons										
30 = 30,000 BTUH = 2.5 Tons										
36 = 36,000 BTUH = 3 Tons										
42 = 42,000 BTUH = 3.5 Tons										
48 = 48,000 BTUH = 4 Tons										
60 = 60,000 BTUH = 5 Tons			NOMINAL COOLING BTUH							
000 = N/A										
040 = 40,000										
060 = 60,000										
090 = 90,000										
115 = 115,000										
120 = 120,000										
130 = 130,000			NOMINAL HEATING BTUH (input)*							
K = 208/230-1-60										
H = 208/230-3-60										
L = 460-3-60							VOLTAGE			
00 = No Options										
GS = Stainless-Steel Heat Exchanger *										
TP = Tin Plated Evap Main Tubes**										
GP = Tin Plated Evap Main Tubes plus Stainless Steel Heat Exchanger *										FACTORY INSTALLED OPTIONS
0 = Standard										
1 = Low NOx *										FEATURE CODE
Sales Model Digit										

* Gas/electric or Dual Fuel models only

MODEL NOMENCLATURE

MODEL NOMENCLATURE										
	1	2	3,4	5,6	7,8,9	10	11,12	13	14	15
MODEL SERIES	P	G	R5	36	090	K	00	0	C	1
P = Package A = Air Conditioner H = Heat Pump G = Gas/Electric D = Dual Fuel TYPE										
R5 = Mainline TIER										
24 = 24,000 BTUH = 2 Tons 36 = 36,000 BTUH = 3 Tons 48 = 48,000 BTUH = 4 Tons 60 = 60,000 BTUH = 5 Tons NOMINAL CLG CAPACITY										
000 = no factory heat 040 = 40,000 BTU/hr 060 = 60,000 BTU/hr 090 = 90,000 BTU/hr 115 = 115,000 BTU/hr 130 = 130,000 BTU/hr NOMINAL HTG BTUH (input)										
K = 208/230-1-60 H = 208/230-3-60 VOLTAGE										
GP = Tin Coated Copper Evap Main Tubes plus Stainless Steel Heat Exchanger GS = Stainless Steel Heat Exchanger FACTORY INSTALLED OPTIONS										
0 = Standard 1 = Low NOx FEATURE CODE										
Sales Model Digit										
Engineering Digit										

MODEL NOMENCLATURE										
	1	2	3,4	5,6	7,8,9	10	11,12	13	14	15
MODEL SERIES	P	A	R5	36	000	K	00	0	C	1
P = Package A = Air Conditioner H = Heat Pump R5 = Standard TIER										
24 = 24,000 BTUH = 2 Tons 36 = 36,000 BTUH = 3 Tons 48 = 48,000 BTUH = 4 Tons 60 = 60,000 BTUH = 5 Tons NOMINAL CLG CAPACITY										
000 = no factory heat NOMINAL HTG BTUH (input)										
K = 208/230-1-60 H = 208/230-3-60 VOLTAGE										
00 = No options TP – Tin Plated Evaporator Main Tubes FACTORY INSTALLED OPTIONS										
0 = Standard FEATURE CODE										
Sales Model Digit										
Engineering Digit										

NOTES

RESIDENTIAL COOLING

NOTES

HIGH EFFICIENCY UP TO 19 SEER TWO-STAGE AIR CONDITIONER

WITH OBSERVER® COMMUNICATING CONTROL SYSTEM

2 THRU 5 TONS SPLIT SYSTEM

208 - 230 Volt, 1-phase, 60 Hz

REFRIGERATION CIRCUIT

- Copeland Scroll® UltraTech® 2.0 compressors on all models
- Filter-drier supplied with every unit for field installation
- External high and low refrigerant service ports
- High and low pressure switches
- Copper tube/aluminum fin coil

PERFORMANCE

- Communicating, self-configuring operation when used with Observer Wall Control (TSTAT0101SC)
- Outdoor temperature sensor factory installed
- Ball bearing ECM fan motors on all models
- High performance compressor sound shield standard
- Isolation compressor grommets

EASY TO INSTALL AND SERVICE

- Text based diagnostics with Observer Communicating Wall Control
- Only 2 control wires required from communicating indoor unit to condenser
- Easy access service valves on all models
- Innovative control box design
- Only two screws to access control panel
- Factory charged with R-410A refrigerant

BUILT TO LAST

- High gloss, baked-on powder coat finish over galvanized steel
- Post-painted (black) coil fins
- Coated, weather-resistant cabinet screws
- Coated inlet grille with 3/8" (10mm) spacing for extra protection (hail guard)
- Corner posts for extra strength and style

WARRANTY*

- 10 year No Hassle Replacement™ limited warranty
- 5 year parts limited warranty (including compressor and coil)
 - With timely registration, an additional 5 year parts limited warranty (including compressor and coil)

* For owner occupied, residential applications only. See warranty certificate for complete details and restrictions, including warranty coverage for other applications



TSTAT0101SC
Recommended
(sold separately)



Use of the AHRI Certified TM Mark indicates a manufacturer's participation in the program. For verification of certification for individual products, go to www.ahridirectory.org.



This product has been designed and manufactured to meet ENERGY STAR criteria for energy efficiency when matched with appropriate coil components. However, proper refrigerant charge and proper air flow are critical to achieve rated capacity and efficiency. Installation of this product should follow the manufacturer's refrigerant charging and air flow instructions. Failure to confirm proper charge and airflow may reduce energy efficiency and shorten equipment life.

UNIT PERFORMANCE DATA							
Model Number	Size (tons)	Nominal Btu/hr	Min. Circuit Ampacity	Max. Fuse or Breaker	Operating Dimensions height x width x depth in. (mm)	Ship / Operating Weight lbs. (kg)	Notes
TCA924GKA1	2	24,000	14.3	20	46-7/8 x 35 x 35 (1191x889x889)	368 / 323 (167 / 147)	
TCA924GKA2	2	24,000	15.7	25	40-1/8 x 35 x 35 (1019x889x889)	295 / 253 (134 / 115)	
TCA936GKA1	3	36,000	22.6	35	46-7/8 x 35 x 35	328 / 283	
TCA936GKA2	3	36,000	21.1	30	(1191 x 889 x 889)	(149 / 128)	
TCA948GKA1	4	48,000	28.4	40	46-7/8 x 35 x 35	352 / 306	
TCA948GKA2	4	48,000	29.2	40	(1191 x 889 x 889)	(160 / 139)	
TCA960GKA1	5	60,000	30.7	50	46-7/8 x 35 x 35	352 / 307	
TCA960GKA2	5	60,000	38.7	60	(1191 x 889 x 889)	(160 / 139)	

HIGH EFFICIENCY UP TO 17 SEER TWO-STAGE AIR CONDITIONER

WITH OBSERVER® COMMUNICATING CONTROL SYSTEM

2 THRU 5 TONS SPLIT SYSTEM

208 / 230 Volt, 1-phase, 60 Hz

REFRIGERATION CIRCUIT

- Copeland Scroll® UltraTech® compressors on all models
- Filter-drier supplied with every unit for field installation
- External high and low refrigerant service ports
- High and low pressure switches
- Copper tube/aluminum fin coil

PERFORMANCE

- Communicating, self-configuring operation when used with Observer Wall Control (TSTAT0101SC)
- Outdoor temperature sensor factory installed
- Ball bearing PSC fan motors on all models
- High performance compressor sound shield standard
- Isolation compressor grommets

EASY TO INSTALL AND SERVICE

- Text based diagnostics with Observer communicating wall control
- Only 2 control wires required from communicating indoor unit to condenser
- Easy access service valves on all models
- Innovative control box design
- Only two screws to access control panel
- Factory charged with R-410A refrigerant

BUILT TO LAST

- High gloss, baked-on powder coat finish over galvanized steel
- Post-painted (black) coil fins
- Coated, weather-resistant cabinet screws
- Coated inlet grille with 3/8" (10mm) spacing for extra protection (hail guard)
- Corner posts for extra strength and style

WARRANTY*

- 10 year No Hassle Replacement™ limited warranty
- 5 year parts limited warranty (including compressor and coil)
 - With timely registration, an additional 5 year parts limited warranty (including compressor and coil)

* For owner occupied, residential applications only. See warranty certificate for complete details and restrictions, including warranty coverage for other applications



TSTAT0101SC
Recommended
(sold separately)



Use of the AHRI Certified TM Mark indicates a manufacturer's participation in the program. For verification of certification for individual products, go to www.ahridirectory.org.



This product has been designed and manufactured to meet ENERGY STAR criteria for energy efficiency when matched with appropriate coil components. However, proper refrigerant charge and proper air flow are critical to achieve rated capacity and efficiency. Installation of this product should follow the manufacturer's refrigerant charging and air flow instructions. Failure to confirm proper charge and airflow may reduce energy efficiency and shorten equipment life.



UNIT PERFORMANCE DATA

Model Number	Size (tons)	Nominal Btu/hr	Min. Circuit Ampacity	Max. Fuse or Breaker	Operating Dimensions height x width x depth in. (mm)	Ship / Operating Weight lbs. (kg)	Notes
TCA724GKA1	2	24,000	13.60	20	38-13/16x31-3/16x31-3/16 (986x792x792)	245/212 (111/96)	
TCA724GKA2	2	24,000	14.50	20	35-7/16x31-3/16x31-3/16 (900x792x792)	222/183 (101/83)	
TCA736GKA1	3	36,000	22.10	35	38-13/16x31-3/16x31-3/16 (986x792x792)	279/245 (127/111)	
TCA736GKA2	3	36,000	19.80	35	35-7/16x31-3/16x31-3/16 (900x792x792)	256/217 (116/98)	
TCA748GKA1	4	48,000	27.70	40	40-1/8x35x35 (1019x889x889)	325/280 (148/128)	
TCA748GKA2	4	48,000	27.80	40	40-1/8x35x35 (1019x889x889)	326/283 (148/128)	
TCA760GKA1	5	60,000	30.10	50	47-7/8x35x35 (1191x889x889)	372/331 (170/150)	
TCA760GKA2	5	60,000	37.30	60	40-1/8x35x35 (1019x889x889)	327/284 (148/129)	

UP TO 16 SEER SINGLE STAGE AIR CONDITIONER WITH OBSERVER® COMMUNICATING CONTROL SYSTEM

1½ THRU 5 TONS SPLIT SYSTEM

208 / 230 Volt, 1-phase, 60 Hz

REFRIGERATION CIRCUIT

- Copeland Scroll® compressors on all models
- Filter-drier supplied with every unit for field installation
- External high and low refrigerant service ports
- Copper tube/aluminum fin coil

PERFORMANCE

- Communicating, self-configuring operation when used with Observer Wall Control (TSTAT0101SC)
- Outdoor temperature sensor factory installed
- Compressor sound blanket standard
- Isolation compressor grommets

EASY TO INSTALL AND SERVICE

- Text based Diagnostics with Observer communicating wall control
- Easy access service valves on all models
- Innovative control box design
- High and low pressure switches
- Fan motor in-line disconnect plug
- Only two screws to access control panel
- Factory charged with R-410A refrigerant

BUILT TO LAST

- High gloss, baked-on powder coat finish over galvanized steel
- Post-painted (black) coil fins
- Coated, weather-resistant cabinet screws
- Coated inlet grille with 3/8" (10mm) spacing for extra protection (hail guard)
- Corner posts for extra strength and style

WARRANTY*

- 5 year No Hassle Replacement™ limited warranty
- 5 year parts limited warranty (including compressor and coil)
 - With timely registration, an additional 5 year parts limited warranty (including compressor and coil)

* For owner occupied, residential applications only. See warranty certificate for complete details and restrictions, including warranty coverage for other applications



TSTAT0101SC
Recommended
(sold separately)



Use of the AHRI Certified TM Mark indicates a manufacturer's participation in the program. For verification of certification for individual products, go to www.ahridirectory.org.



This product has been designed and manufactured to meet ENERGY STAR criteria for energy efficiency when matched with appropriate coil components. However, proper refrigerant charge and proper air flow are critical to achieve rated capacity and efficiency. Installation of this product should follow the manufacturer's refrigerant charging and air flow instructions. Failure to confirm proper charge and airflow may reduce energy efficiency and shorten equipment life.

UNIT PERFORMANCE DATA

Model Number	Size (tons)	Nominal Btu/hr	Min. Circuit Ampacity	Max. Fuse or Breaker	Operating Dimensions height x width x depth in. (mm)	Ship / Operating Weight lbs. (kg)	Notes
TSA618GKA	1½	18,000	11.8	20	28-9/16 x 31-3/16 x 31-3/16 (726 x 792 x 792)	213 / 176 (96 / 80)	
TSA624GKA	2	24,000	17.6	25	28-9/16 x 31-3/16 x 31-3/16 (726 x 792 x 792)	212 / 176 (96 / 80)	
TSA630GKA	2½	30,000	16.7	25	32 x 31-3/16 x 31-3/16 (813 x 792 x 792)	223 / 187 (101 / 85)	
TSA636GKA	3	36,000	18.1	30	29-7/8 x 35 x 35 (760 x 889 x 889)	243 / 200 (110 / 91)	
TSA642GKA	3½	42,000	23.6	40	40-1/8 x 35 x 35 (1019 x 889 x 889)	297 / 253 (135 / 115)	
TSA648GKA	4	48,000	26.1	40	40-1/8 x 35 x 35 (1019 x 889 x 889)	340 / 295 (155 / 114)	
TSA660GKA	5	60,000	28	40	46-7/8 x 35 x 35 (1191 x 889 x 889)	374 / 327 (169 / 148)	

Specifications subject to change without notice.

HIGH EFFICIENCY UP TO 16 SEER AIR CONDITIONER ENVIRONMENTALLY SOUND R-410A REFRIGERANT

1½ THRU 5 TONS SPLIT SYSTEM
208 / 230 Volt, 1-phase, 60 Hz

REFRIGERATION CIRCUIT

- Copeland Scroll® compressors on all models
- Filter-drier supplied with every unit for field installation
- External high and low refrigerant service ports
- Copper tube/aluminum fin coil
- 48 and 60 models for higher SEER, lower capacity
- 49 and 61 models for higher capacity, lower SEER

PERFORMANCE

- 2-speed fan motors factory wired on all models
- Compressor Sound Jacket standard

EASY TO INSTALL AND SERVICE

- Comfort Alert™ Diagnostics device on all models
- Easy access service valves on all models
- Innovative control box design
- High and low pressure switches
- Fan motor in-line disconnect plug
- Only two screws to access control panel
- Factory charged with R-410A refrigerant

BUILT TO LAST

- High gloss, baked-on powder coat finish over galvanized steel
- Post-painted (black) coil fins
- Coated, weather-resistant cabinet screws
- Coated inlet grille with 3/8" (10mm) spacing for extra protection (hail guard)
- Corner posts for extra strength and style

WARRANTY*

- 5 year No Hassle Replacement™ limited warranty
- 5 year compressor limited warranty
- 5 year parts limited warranty (including compressor and coil)
- With timely registration, an additional 5 year parts limited warranty (including compressor and coil)

* For owner occupied, residential applications only. See warranty certificate for complete details and restrictions, including warranty coverage for other applications



Use of the AHRI Certified TM Mark indicates a manufacturer's participation in the program. For verification of certification for individual products, go to www.ahridirectory.org.



This product has been designed and manufactured to meet ENERGY STAR criteria for energy efficiency when matched with appropriate coil components. However, proper refrigerant charge and proper air flow are critical to achieve rated capacity and efficiency. Installation of this product should follow the manufacturer's refrigerant charging and air flow instructions. Failure to confirm proper charge and airflow may reduce energy efficiency and shorten equipment life.

UNIT PERFORMANCE DATA

Model Number	Size (tons)	Nominal Btu/hr	Min. Circuit Ampacity	Max. Fuse or Breaker	Operating Dimensions height x width x depth in. (mm)	Ship / Operating Weight lbs. (kg)	Notes
TXA618GKA	1½	18,000	11.8	20	28-5/16 x 31-3/16 x 31-3/16 (719 x 792 x 792)	183 / 147 (83 / 67)	
TXA624GKA	2	24,000	17.7	25	28-5/16 x 31-3/16 x 31-3/16 (719 x 792 x 792)	183 / 147 (83 / 67)	
TXA630GKA	2½	30,000	16.8	25	32-5/16 x 31-3/16 x 31-3/16 (821 x 792 x 792)	188 / 153 (85 / 69)	
TXA636GKA	3	36,000	18.1	30	28-5/16 x 35 x 35 (719 x 889 x 889)	204 / 165 (93 / 75)	
TXA642GKA	3½	42,000	23.6	40	39-1/8 x 35 x 35 (994 x 889 x 889)	254 / 213 (115 / 96)	
TXA648GKA	4	48,000	26.1	40	39-1/8 x 35 x 35 (994 x 889 x 889)	317 / 264 (144 / 120)	
TXA649GKA	4	48,000	28.4	40	39-1/8 x 35 x 35 (994 x 889 x 889)	269 / 231 (122 / 105)	
TXA660GKA	5	60,000	28	40	45-15/16 x 35 x 35 (1167 x 889 x 889)	310 / 272 (141 / 123)	
TXA661GKA	5	60,000	32.5	50	45-15/16 x 35 x 35 (1167 x 889 x 889)	310 / 272 (141 / 123)	

EFFICIENT 13 SEER AIR CONDITIONER ENVIRONMENTALLY SOUND R-410A REFRIGERANT

1½ THRU 5 TONS SPLIT SYSTEM

208 / 230 Volt, 1-phase, 60 Hz

REFRIGERATION CIRCUIT

- Copeland Scroll® compressors on all models
- Filter-drier supplied with every unit for field installation
- External high and low refrigerant service ports
- Copper tube/aluminum fin coil

PERFORMANCE

- 2-speed fan motors factory wired on all models
- Compressor Sound Jacket standard

EASY TO INSTALL AND SERVICE

- Comfort Alert™ Diagnostics device on all models
- Easy access service valves on all models
- Innovative control box design
- High and low pressure switches
- Fan motor in-line disconnect plug
- Only two screws to access control panel
- Factory charged with R-410A refrigerant

BUILT TO LAST

- High gloss, baked-on powder coat finish over galvanized steel
- Post-painted (black) coil fins
- Coated, weather-resistant cabinet screws
- Coated inlet grille with 3/8" (10mm) spacing for extra protection (hail guard)
- Corner posts for extra strength and style

WARRANTY*

- 1 year No Hassle Replacement™ limited warranty
- 5 year compressor limited warranty
- 5 year parts limited warranty (including compressor and coil)
 - With timely registration, an additional 5 year parts limited warranty (including compressor and coil)

* For owner occupied, residential applications only. See warranty certificate for complete details and restrictions, including warranty coverage for other applications



Use of the AHRI Certified TM Mark indicates a manufacturer's participation in the program. For verification of certification for individual products, go to www.ahridirectory.org.

UNIT PERFORMANCE DATA							
Model Number	Size (tons)	Nominal Btu/hr	Min. Circuit Ampacity	Max. Fuse or Breaker	Operating Dimensions height x width x depth in. (mm)	Ship / Operating Weight lbs. (kg)	Notes
T4A318GKD	1½	18,000	11.8	20	25-3/16 x 23-1/8 x 23-1/8 (640 x 587 x 587)	143 / 117 (65 / 53)	
T4A324GKD	2	24,000	17.6	30	25-3/16 x 23-1/8 x 23-1/8 (640 x 587 x 587)	142 / 118 (64 / 54)	
T4A330GKD	2½	30,000	16.8	25	28-9/16 x 23-1/8 x 23-1/8 (726 x 587 x 587)	151 / 127 (69 / 58)	
T4A336GKD	3	36,000	21.9	30	25-3/16 x 31-3/16 x 31-3/16 (640 x 793 x 793)	196 / 160 (89 / 73)	
T4A342GKD	3½	42,000	23.5	40	32 x 31-3/16 x 31-3/16 (813 x 793 x 793)	230 / 195 (104 / 89)	
T4A348GKD	4	48,000	26	40	35-3/8 x 31-3/16 x 31-3/16 (899 x 793 x 793)	243 / 203 (110 / 92)	
T4A360GKD	5	60,000	34.2	50	28-9/16 x 31-3/16 x 31-3/16 (726 x 793 x 793)	250 / 215 (113 / 98)	

HIGH EFFICIENCY UP TO 16 SEER AIR CONDITIONER ENVIRONMENTALLY SOUND R-410A REFRIGERANT

1½ THRU 5 TONS SPLIT SYSTEM

208 / 230 Volt, 1-phase, 60 Hz



REFRIGERATION CIRCUIT

- Scroll compressors on all models
- Filter-drier supplied with every unit for field installation
- Copper tube/aluminum fin coil
- 48 and 60 models for higher SEER, lower capacity
- 49 and 61 models for higher capacity, lower SEER

EASY TO INSTALL AND SERVICE

- Easy access service valves on all models
- External high and low refrigerant service ports
- Only two screws to access control panel
- Factory charged with R-410A refrigerant

BUILT TO LAST

- Baked-on powder coat finish over galvanized steel
- Post-painted (black) coil fins
- Coated, weather-resistant cabinet screws
- Coated inlet grille with 3/8" (10mm) spacing for extra protection (hail guard)

WARRANTY*

- 5 year compressor limited warranty
- 5 year parts limited warranty (including compressor and coil)
 - With timely registration, an additional 5 year parts limited warranty (including compressor and coil)

* For owner occupied, residential applications only. See warranty certificate for complete details and restrictions, including warranty coverage for other applications



Use of the AHRI Certified TM Mark indicates a manufacturer's participation in the program. For verification of certification for individual products, go to www.ahridirectory.org.



This product has been designed and manufactured to meet ENERGY STAR criteria for energy efficiency when matched with appropriate coil components. However, proper refrigerant charge and proper air flow are critical to achieve rated capacity and efficiency. Installation of this product should follow the manufacturer's refrigerant charging and air flow instructions. Failure to confirm proper charge and airflow may reduce energy efficiency and shorten equipment life.

UNIT PERFORMANCE DATA							
Model Number	Size (tons)	Nominal Btu/hr	Min. Circuit Ampacity	Max. Fuse or Breaker	Operating Dimensions height x width x depth in. (mm)	Ship / Operating Weight lbs. (kg)	Notes
NXA618GKA	1½	18,000	11.8	20	28-11/16 x 25-3/4 x 25-3/4 (729 x 654 x 654)	154 / 125 (70 / 57)	
NXA624GKA	2	24,000	17.7	25	28-5/16 x 31-3/16 x 31-3/16 (719 x 792 x 792)	147 / 183 (83 / 67)	
NXA630GKA	2½	30,000	16.8	25	32-5/16 x 31-3/16 x 31-3/16 (821 x 792 x 792)	188 / 153 (85 / 69)	
NXA636GKA	3	36,000	18.1	30	28-5/16 x 35 x 35 (719 x 889 x 889)	204 / 165 (93 / 75)	
NXA642GKA	3½	42,000	23.6	40	39-1/8 x 35 x 35 (994 x 889 x 889)	254 / 213 (115 / 96)	
NXA648GKA	4	48,000	26.1	40	39-1/8 x 35 x 35 (994 x 889 x 889)	317 / 264 (144 / 120)	
NXA649GKA	4	48,000	28.4	40	39-1/8 x 35 x 35 (994 x 889 x 889)	269 / 231 (122 / 105)	
NXA660GKA	5	60,000	28	40	45-15/16 x 35 x 35 (1167 x 889 x 889)	310 / 272 (141 / 123)	
NXA661GKA	5	60,000	32.5	50	45-15/16 x 35 x 35 (1167 x 889 x 889)	310 / 272 (141 / 123)	

Specifications subject to change without notice.

EFFICIENT 13 SEER AIR CONDITIONER ENVIRONMENTALLY SOUND R-410A REFRIGERANT

1½ THRU 5 TONS SPLIT SYSTEM

208 / 230 Volt, 1-phase, 60 Hz

REFRIGERATION CIRCUIT

- Scroll compressors on all models
- Filter-drier supplied with every unit for field installation
- Copper tube/aluminum fin coil

EASY TO INSTALL AND SERVICE

- Easy access service valves on all models
- External high and low refrigerant service ports
- Only two screws to access control panel
- Factory charged with R-410A refrigerant

BUILT TO LAST

- Baked-on powder coat finish over galvanized steel
- Post-painted (black) coil fins
- Coated, weather-resistant cabinet screws
- Coated inlet grille with 2" (51mm) spacing standard, alternate models available with 3/8" (10mm) spacing for extra protection (hail guard)

WARRANTY*

- 5 year compressor limited warranty
- 5 year parts limited warranty (including compressor and coil)
 - With timely registration, an additional 5 year parts limited warranty (including compressor and coil)

* For owner occupied, residential applications only. See warranty certificate for complete details and restrictions, including warranty coverage for other applications



Use of the AHRI Certified TM Mark indicates a manufacturer's participation in the program. For verification of certification for individual products, go to www.ahridirectory.org.

UNIT PERFORMANCE DATA							
Model Number	Size (tons)	Nominal Btu/hr	Min. Circuit Ampacity	Max. Fuse or Breaker	Operating Dimensions height x width x depth in. (mm)	Ship / Operating Weight lbs. (kg)	Notes
N4A318AKC	1½	18,000	12.3	20	25-5/16 x 23-1/2 x 23-1/2	130 / 107	
N4A318GKC	same model with 3/8" (10mm) spacing grille (hail guard)				(643 x 597 x 597)	(59 / 49)	
N4A324AKC	2	24,000	14.8	25	25-5/16 x 23-1/2 x 23-1/2	134 / 110	
N4A324GKC	same model with 3/8" (10mm) spacing grille (hail guard)				(643 x 597 x 597)	(61 / 50)	
N4A330AKC	2½	30,000	16.8	25	28-11/16 x 23-1/2 x 23-1/2	136 / 111	
N4A330GKC	same model with 3/8" (10mm) spacing grille (hail guard)				(729 x 597 x 597)	(62 / 50)	
N4A336AKB	3	36,000	19.2	30	31-13/16 x 25-3/4 x 25-3/4	170 / 141	
N4A336GKB	same model with 3/8" (10mm) spacing grille (hail guard)				(808 x 654 x 654)	(77 / 64)	
N4A342AKA	3½	42,000	23.5	40	32-5/16 x 31-3/16 x 31-3/16	208 / 180	
N4A342GKA	same model with 3/8" (10mm) spacing grille (hail guard)				(821 x 792 x 792)	(94 / 82)	
N4A348AKB	4	48,000	24.3	40	35-3/4 x 31-3/16 x 31-3/16	216 / 179	
N4A348GKB	same model with 3/8" (10mm) spacing grille (hail guard)				(908 x 792 x 792)	(98 / 81)	
N4A360AKC	5	60,000	29	50	25-1/2 x 31-3/16 x 31-3/16	218 / 184	
N4A360GKC	same model with 3/8" (10mm) spacing grille (hail guard)				(648 x 792 x 792)	(99 / 84)	

N4A3**C

**EFFICIENT 13 SEER AIR CONDITIONER
ENVIRONMENTALLY SOUND R-410A REFRIGERANT
FOR COASTAL APPLICATIONS
1½ THRU 5 TONS SPLIT SYSTEM
208 / 230 Volt, 1-phase, 60 Hz**

REFRIGERATION CIRCUIT

- Scroll compressors on all models
- Filter-drier supplied with every unit for field installation
- Copper tube / aluminum fin coil

EASY TO INSTALL AND SERVICE

- Easy access service valves on all models
- External high and low refrigerant service ports
- Only two screws to access control panel
- Factory charged with R-410A refrigerant

BUILT TO LAST

- All chasis panels powder coat painted on both sides
- Pre-painted, epoxy-phenolic fins
- Coated, weather-resistant cabinet screws
- Coated inlet grille with 3/8" (10mm) grille spacing for extra protection (hail guard)

WARRANTY*

- 5 year compressor limited warranty
- 5 year parts limited warranty (including compressor and coil)
 - With timely registration, an additional 5 year parts limited warranty (including compressor and coil)

* For owner occupied, residential applications only. See warranty certificate for complete details and restrictions, including warranty coverage for other applications



Use of the AHRI Certified TM Mark indicates a manufacturer's participation in the program. For verification of certification for individual products, go to www.ahridirectory.org.

UNIT PERFORMANCE DATA							
Model Number	Size (tons)	Nominal Btu/hr	Min. Circuit Ampacity	Max. Fuse or Breaker	Operating Dimensions height x width x depth in. (mm)	Ship / Operating Weight lbs. (kg)	Notes
N4A318CKA	1½	18,000	11.7	20	31-13/16 x 25-3/4 x 25-3/4 (809 x 654 x 654)	159 / 128 (72 / 58)	
N4A324CKA	2	24,000	17.6	30	35-1/4 x 25-3/4 x 25-3/4 (895 x 654 x 654)	167 / 133 (76 / 60)	
N4A330CKA	2½	30,000	18.7	30	32-5/16 x 31-3/16 x 31-3/16 (821 x 793 x 793)	193 / 155 (88 / 70)	
N4A336CKA	3	36,000	21.9	35	39-1/8 x 31-3/16 x 31-3/16 (994 x 793 x 793)	205 / 167 (93 / 76)	
N4A342CKA	3½	42,000	26.0	40	28-15/16 x 35 x 35 (735 x 889 x 889)	225 / 188 (102 / 85)	
N4A348CKA	4	48,000	28.4	40	32-5/16 x 35 x 35 (821 x 889 x 889)	235 / 197 (107 / 89)	
N4A360CKA	5	60,000	34.1	50	28-15/16 x 35 x 35 (735 x 889 x 889)	267 / 227 (121 / 103)	

R4A3

EFFICIENT 13 SEER AIR CONDITIONER ENVIRONMENTALLY SOUND R-410A REFRIGERANT

1½ THRU 5 TONS SPLIT SYSTEM

208 / 230 Volt, 1-phase, 60 Hz



REFRIGERATION CIRCUIT

- Scroll compressors on all models
- Copper tube/aluminum fin coil

EASY TO INSTALL AND SERVICE

- Easy access service valves on all models
- External high and low refrigerant service ports
- Only two screws to access control panel
- Factory charged with R-410A refrigerant

BUILT TO LAST

- Pre-painted cabinet finish over galvanized steel
- Post-painted (black) coil fins
- Coated inlet grille with 2" (51mm) spacing standard, alternate models available with 3/8" (10mm) spacing for extra protection (hail guard)

WARRANTY*

- 5 year compressor limited warranty
- 5 year parts limited warranty (including compressor and coil)
 - With timely registration, an additional 5 year parts limited warranty (including compressor and coil)

* For owner occupied, residential applications only. See warranty certificate for complete details and restrictions, including warranty coverage for other applications



Use of the AHRI Certified TM Mark indicates a manufacturer's participation in the program. For verification of certification for individual products, go to www.ahridirectory.org.

UNIT PERFORMANCE DATA							
Model Number	Size (tons)	Nominal Btu/hr	Min. Circuit Ampacity	Max. Fuse or Breaker	Operating Dimensions height x width x depth in. (mm)	Ship / Operating Weight lbs. (kg)	Notes
R4A318AKA	1½	18,000	12.3	20	24-13/16 x 23-1/8 x 23-1/8 (630 x 587 x 587)	120 / 104 (54 / 47)	
R4A318GKA	same model with 3/8" (10mm) spacing grille (hail guard)					124 / 108 (56 / 49)	
R4A324AKA	2	24,000	14.8	25	24-13/16 x 23-1/8 x 23-1/8 (630 x 587 x 587)	123 / 107 (56 / 49)	
R4A324GKA	same model with 3/8" (10mm) spacing grille (hail guard)					127 / 111 (58 / 50)	
R4A330AKA	2½	30,000	16.8	25	28-7/16 x 23-1/8 x 23-1/8 (722 x 587 x 587)	126 / 110 (57 / 50)	
R4A330GKA	same model with 3/8" (10mm) spacing grille (hail guard)					130 / 114 (59 / 52)	
R4A336AKC	3	36,000	19	30	35-3/16 x 23-1/8 x 23-1/8 (894 x 587 x 587)	142 / 128 (65 / 58)	
R4A336GKC	same model with 3/8" (10mm) spacing grille (hail guard)					147 / 133 (67 / 61)	
R4A342AKA	3½	42,000	23.5	40	31-13/16 x 31-3/16 x 31-3/16 (808 x 792 x 792)	178 / 164 (81 / 74)	
R4A342GKA	same model with 3/8" (10mm) spacing grille (hail guard)					186 / 172 (85 / 78)	
R4A348AKC	4	48,000	24.9	40	35-3/16 x 31-3/16 x 31-3/16 (894 x 792 x 792)	187 / 174 (85 / 79)	
R4A348GKC	same model with 3/8" (10mm) spacing grille (hail guard)					197 / 183 (90 / 82)	
R4A360AKC	5	60,000	29	50	28-7/16 x 31-3/16 x 31-3/16 (722 x 792 x 792)	210 / 195 (96 / 89)	
R4A360GKC	same model with 3/8" (10mm) spacing grille (hail guard)					218 / 203 (99 / 92)	

Specifications subject to change without notice.

R2A3**GKR

AIR CONDITIONER COMPONENT

1½ THRU 5 TONS

208 / 230 Volt, 1-phase, 60 Hz

REFRIGERATION CIRCUIT

- Scroll compressors on all models
- Compressors contain proper charge of mineral oil
- Copper tube/aluminum fin coil

EASY TO INSTALL AND SERVICE

- Easy access service valves on all models
- External high and low refrigerant service ports
- Only two screws to access control panel
- Factory charged with dry nitrogen holding charge
 - For use with R-22 refrigerant

BUILT TO LAST

- Pre-painted cabinet finish over galvanized steel
- Post-painted (black) coil fins
- Coated inlet grille with with 3/8" (10mm) spacing for extra protection (hail guard)

WARRANTY*

- 5 year parts limited warranty (including compressor and coil)

* For owner occupied, residential applications only. See warranty certificate for complete details and restrictions, including warranty coverage for other applications



UNIT PERFORMANCE DATA

Model Number	Size (tons)	Nominal Btu/hr	Min. Circuit Ampacity	Max. Fuse or Breaker	Operating Dimensions height x width x depth in. (mm)	Ship / Operating Weight lbs. (kg)	Notes
R2A318GKR	1½	18,000	10.90	15	24-13/16 x 23-1/8 x 23-1/8 (630 x 587 x 587)	120 / 109 (54 / 49)	
R2A324GKR	2	24,000	14.00	20	28-7/16 x 23-1/8 x 23-1/8 (722 x 587 x 587)	124 / 113 (56 / 51)	
R2A330GKR	2½	30,000	17.70	30	28-7/16 x 23-1/8 x 23-1/8 (722 x 587 x 587)	127 / 117 (58 / 53)	
R2A336GKR	3	36,000	20.40	30	24-13/16 x 31-3/16 x 31-3/16 (630 x 792 x 792)	158 / 141 (72 / 64)	
R2A342GKR	3½	42,000	25.40	40	31-13/16 x 31-3/16 x 31-3/16 (808 x 792 x 792)	188 / 172 (85 / 78)	
R2A348GKR	4	48,000	26.70	40	42 x 31-3/16 x 31-3/16 (1067 x 792 x 792)	210 / 184 (95 / 84)	
R2A360GKR	5	60,000	33.00	50	35-3/16 x 31-3/16 x 31-3/16 (894 x 792 x 792)	230 / 217 (104 / 98)	

HC4A3

R-410A Ducted Horizontal Air Conditioner ENVIRONMENTALLY SOUND R-410A REFRIGERANT

1½ THRU 5 TONS
208 / 230 Volt, 1-phase

ENERGY EFFICIENCY

- 13 - 14.5 SEER/11 - 12 EER

SOUND

- Levels as low as 70 dBA

DESIGN FEATURES

- Matched with ducted indoor units
- Ideal for multi-family use
- Small footprint “stackable”
- Weather-resistant cabinet
 - All steel cabinet construction
 - Baked on powder paint
 - Mesh coil guard

RELIABILITY, QUALITY, AND TOUGHNESS

- Scroll compressor
- Factory-supplied filter drier
- Factory installed crankcase heater on 2½ through 5 ton models
- High pressure switch
- Line lengths up to 200 feet (61m) (see Long Line Application Guideline)
- 65 foot (20m) lift (see Long Line Application Guideline)
- Low ambient operation (down to -20°F/-28.9°C) with low ambient accessories
- Installation as close as 6 inches (25mm) from wall

WARRANTY*

- 5 year compressor limited warranty
- 5 year parts limited warranty (including compressor and coil)
 - With timely registration, an additional 5 year parts limited warranty (including compressor and coil)

* For owner occupied, residential applications only. See warranty certificate for complete details and restrictions, including warranty coverage for other applications



Use of the AHRI Certified TM Mark indicates a manufacturer's participation in the program. For verification of certification for individual products, go to www.ahridirectory.org.

This product has been designed and manufactured to meet ENERGY STAR criteria for energy efficiency when matched with appropriate coil components. However, proper refrigerant charge and proper air flow are critical to achieve rated capacity and efficiency. Installation of this product should follow the manufacturer's refrigerant charging and air flow instructions. Failure to confirm proper charge and airflow may reduce energy efficiency and shorten equipment life.

UNIT PERFORMANCE DATA					
Model Number	Voltage	Size (tons)	Nominal Btu/hr	Operating Weight lbs. (kg)	Notes
HC4A318AKA	208/230	1½	18,000	155 (70)	
HC4A324AKA		2	24,000	180 (82)	
HC4A330AKA		2½	30,000	200 (91)	
HC4A336AKA		3	36,000	218 (99)	
HC4A348AKA		4	48,000	284 (129)	
HC4A360AKA		5	60,000	294 (134)	

Specifications subject to change without notice.

DLC4(A/H) – Outdoor DLF4(A/H) – Indoor

DUCTLESS SPLIT SYSTEM HIGH WALL, R-410A

Efficient Up to 22 SEER Air Conditioners and 10 HSPF Heat Pumps
3/4 THRU 3 TONS

- Inverter driven compressors in all models
- Wireless remote standard for enhanced functionality
- Timer
- Sleep mode
- Diagnostics
- Auto-Swing louvers
- Low ambient cooling feature allows safe cooling mode operation down to 5° F (-15° C) on size 12K-30K 230 Volt models
- Compressor lockout protection
- 115 volt on 3/4 and 1 ton models
- Factory charged with R-410A refrigerant
- 7 year limited compressor, 5 year limited coil and parts warranties*

* For owner occupied, residential applications only. See warranty certificate for complete details and restrictions, including warranty coverage for other applications



Use of the AHRI Certified TM Mark indicates a manufacturer's participation in the program. For verification of certification for individual products, go to www.ahridirectory.org.



UNIT PERFORMANCE DATA				
Air Conditioners				
Outdoor Section	Indoor Section	Size (tons)	Dimensions W x H x D in. (mm)	Notes
DLC4AV09J1A		3/4	33.4 x 21.3 x 12.6 (848 x 541 x 320)	
	DLF4AH09J1A	3/4	33.3 x 10.7 x 7.1 (846 x 272 x 180)	
DLC4AV12J1A		1	33.4 x 21.3 x 12.6 (848 x 541 x 320)	
	DLF4AH12J1A	1	33.3 x 10.7 x 7.1 (846 x 272 x 180)	
DLC4AV12K1A		1	33.4 x 21.3 x 12.6 (848 x 541 x 320)	
	DLF4AH12K1A	1	33.3 x 10.7 x 7.1 (846 x 272 x 180)	
DLC4AV18K1A		1-1/2	37.6 x 27.6 x 15.6 (955 x 701 x 396)	
	DLF4AH18K1A	1-1/2	37 x 11.7 x 7.9 (940 x 297 x 201)	
DLC4AV24K1A		2	38.66 x 31.1 x 16.8 (980 x 790 x 427)	
	DLF4AH24K1A	2	39.7 x 12.4 x 8.6 (1008 x 315 x 218)	
DLC4AV36K1A		3	38.6 x 31.1 x 16.8 (980 x 790 x 427)	
	DLF4AH36K1A	3	53.1 x 12.80 x 10 (1349 x 325 x 254)	

Heat Pumps				
Outdoor Section	Indoor Section	Size (tons)	Dimensions W x H x D in. (mm)	Notes
DLC4HV09J1A		3/4	33.4 x 21.3 x 12.6 (848 x 541 x 320)	
	DLF4HH09J1A	3/4	33.3 x 10.7 x 7.1 (846 x 272 x 180)	
DLC4HV12J1A		1	33.4 x 21.3 x 12.6 (848 x 541 x 320)	
	DLF4HH12J1A	1	33.3 x 10.7 x 7.1 (846 x 272 x 180)	
DLC4HV12K1A		1	33.4 x 21.3 x 12.6 (848 x 541 x 320)	
	DLF4HH12K1A	1	33.3 x 10.7 x 7.1 (846 x 272 x 180)	
DLC4HV18K1A		1-1/2	37.6 x 27.6 x 15.6 (955 x 701 x 396)	
	DLF4HH18K1A	1-1/2	37 x 11.7 x 7.9 (940 x 297 x 201)	
DLC4HV24K1A		2	38.66 x 31.1 x 16.8 (980 x 790 x 427)	
	DLF4HH24K1A	2	39.7 x 12.4 x 8.6 (1008 x 315 x 218)	
DLC4HV30K1A		2-1/2	38.6 x 31.1 x 16.8 (980 x 790 x 427)	
	DLF4HH30K1A	2-1/2	53.1 x 12.80 x 10 (1349 x 325 x 254)	
DLC4HV36K1A		3	38.6 x 31.1 x 16.8 (980 x 790 x 427)	
	DLF4HH36K1A	3	53.1 x 12.80 x 10 (1349 x 325 x 254)	

Specifications subject to change without notice.

DLC4(A/H)6 – Outdoor DLF4(A/H)6 – Indoor

DUCTLESS HIGH WALL SPLIT SYSTEM R-410A

Efficient 16 SEER Air Conditioners and Up to 9.5 HSPF Heat Pumps
3/4 THRU 2 TONS

- Inverter driven compressors in all models
- Wireless remote standard for enhanced functionality
- Timer
- Sleep mode
- Diagnostics
- Auto-Swing louvers
- Low ambient cooling feature allows safe cooling mode operation down to 5° F (-15° C) on size 12K-30K 230 Volt models

- Compressor lockout protection
- 115 volt on 3/4 and 1 ton models
- Factory charged with R-410A refrigerant
- 7 year limited compressor, 5 year limited coil and parts warranties*

* For owner occupied, residential applications only. See warranty certificate for complete details and restrictions, including warranty coverage for other applications



DLF4(A/H)



DLC4(A/H)09-12



DLC4(A/H)18-24



Use of the AHRI Certified TM Mark indicates a manufacturer's participation in the program. For verification of certification for individual products, go to www.ahridirectory.org.

UNIT PERFORMANCE DATA

Model Numbers		Cooling			High Heating 47°F		Lo Heating 47°F	Notes
Outdoor Unit	Indoor Unit	Capacity (Btuh)	EER	SEER	Capacity (Btuh)	HSPF	Capacity (Btuh)	
DLC4A609J1A	DLF4A609J1A	9,000	12.0	16.0	-	-	-	
DLC4A612J1A	DLF4A612J1A	11,800	9.4	16.0	-	-	-	
DLC4A612K1A	DLF4A612K1A	12,000	9.8	16.0	-	-	-	
DLC4A618K1A	DLF4A618K1A	18,000	11.1	16.0	-	-	-	
DLC4A624K1A	DLF4A624K1A	22,000	10.0	16.0	-	-	-	
DLC4H609J1A	DLC4H609J1A	9,000	12.0	16.0	10,000	8.6	5,400	
DLC4H612J1A	DLC4H612J1A	11,800	9.4	16.0	13,000	8.6	8,500	
DLC4H612K1A	DLC4H612K1A	12,000	9.8	16.0	12,000	8.5	6,800	
DLC4H618K1A	DLC4H618K1A	18,000	11.1	16.0	19,200	8	12,000	
DLC4H624K1A	DLC4HV24K1A	22,000	10.0	16.0	26,600	9.5	18,600	

Specifications subject to change without notice.

DFC4(A/H)3 – Outdoor DFF4(A/H)H – Indoor

DUCTLESS SPLIT SYSTEM

HIGH WALL

Efficient 13 SEER Air Conditioners and 7.7 HSPF Heat Pumps

3/4 THRU 2 TONS

- Rotary compressors in all models
- Wireless remote for enhanced functionality
- Programmable time/temperature settings
- Sleep mode
- Diagnostics
- Low ambient cooling feature allows safe cooling mode operation down to -20° F outdoor ambient
- Auto-Swing louvers
- Compressor lockout protection
- 115 volt on 3/4 and 1 ton models
- Factory charged with R-410A refrigerant
- 5 year limited compressor, 5 year limited coil and parts warranties*

* For owner occupied, residential applications only. See warranty certificate for complete details and restrictions, including warranty coverage for other applications



Use of the AHRI Certified TM Mark indicates a manufacturer's participation in the program. For verification of certification for individual products, go to www.ahridirectory.org.



UNIT PERFORMANCE DATA				
Air Conditioners				
Model Number				
Outdoor Section	Indoor Section	Size (tons)	Dimensions W x H x D in. (mm)	Notes
	DFC4A309J1B	3/4	30.71 x 21.26 x 10.87 (780 x 540 x 276)	
	DFF4AH09J1A	3/4	32.09 x 11.02 x 7.68 (815 x 280 x 195)	
	DFC4A312J1B	1	29.92 x 23.23 x 11.42 (760 x 590 x 290)	
	DFF4AH12J1B	1	35.67 x 11.26 x 9.25 (906 x 286 x 235)	
	DFC4A318K1B	1-1/2	33.07 x 27.36 x 13.19 (840 x 695 x 335)	
	DFF4AH18K1A	1-1/2	49.21 x 12.80 x 9.06 (1250 x 325 x 230)	
	DFC4A324K1A	2	31.16 x 33.86 x 13.11 (893 x 860 x 333)	
	DFF4AH24K1A	2	49.21 x 12.80 x 9.06 (1250 x 325 x 230)	
Heat Pumps				
Model Number				
Outdoor Section	Indoor Section	Size (tons)	Dimensions W x H x D in. (mm)	Notes
	DFC4H309J1B	3/4	30.71 x 21.26 x 10.87 (780 x 540 x 276)	
	DFF4HH09J1A	3/4	32.09 x 11.02 x 7.68 (815 x 280 x 195)	
	DFC4H312J1B	1	29.92 x 23.23 x 11.42 (760 x 590 x 290)	
	DFF4HH12J1A	1	35.67 x 11.26 x 9.25 (906 x 286 x 235)	
	DFC4H318K1A	1-1/2	33.07 x 27.36 x 13.19 (840 x 695 x 335)	
	DFF4HH18K1A	1-1/2	49.21 x 12.80 x 9.06 (1250 x 325 x 230)	
	DFC4H324K1A	2	31.16 x 33.86 x 13.11 (893 x 860 x 333)	
	DFF4HH24K1A	2	49.21 x 12.80 x 9.06 (1250 x 325 x 230)	

Specifications subject to change without notice.

Accessories

Residential Air Conditioners

TSA6, TXA6, T4A3, NXA6, N4A3, R4A3 (R-410A Air Conditioner)				
Part Number	Description	Used On Model Size		Notes
NASA001CH	Crankcase Heater for Scroll Compressor (208/230 V)	T4A3	42, 48, 60	
		TSA6	42, 48, 60	
		TXA6	42, 48, 49, 60, 61	
		N4A3	36, 42, 48, 60	
		NXA6	42, 48, 49, 60, 61	
		R4A3	36, 42, 48, 60	
NASA003CH	Crankcase Heater for Scroll Compressor (208/230 V) (factory installed on some models)	T4A3	18, 24, 30, 36	
		TSA6	18, 24, 30, 36	
		TXA6	18, 24, 30, 36	
		N4A3	18, 24, 30	
		NXA6	18, 24, 30, 36	
		R4A3	18, 24, 30	
NASA003SC	Hard Start Kit	R4A3	18, 24, 36, 42, 48	
NASA005SC	Hard Start Kit	R4A3	30, 60	
		TXA6	ALL	
		H4A4		
		T4A3		
		N4A3		
NASA014SC	Hard Start Kit	TSA6	ALL	
TSTAT0101SC	Observer Self Configuring Communication Wall Control	TSA6	ALL	
NASA001SJ	Sound Jacket, Compressor (factory installed on some models)	N4A3	18, 24, 30, 36, 42, 48	
		NXA6	18, 24, 30, 36, 42, 48, 49	
		R4A3	18, 24, 30, 36, 42, 48	
NASA003SJ	Sound Jacket, Compressor (factory installed on some models)	N4A3	60	
		NXA6	60, 61	
		R4A3	60	
NAEA40501TX	TXV Kit, R-410A - 2010 and later Piston Coils	ALL	18, 24, 30	
NAEA40601TX	TXV Kit, R-410A - 2010 and later Piston Coils	ALL	36, 42	
NAEA40701TX	TXV Kit, R-410A - 2010 and later Piston Coils	ALL	48, 49, 60, 61	
EBAC05TXVX	TXV Kit, R-410A - 2005-2009 R-22 TXV Fancoils (air handlers)	ALL	18, 24, 30	
EBAC06TXVX	TXV Kit, R-410A - 2005-2009 R-22 TXV Fancoils (air handlers)	ALL	36, 42	
EBAC07TXVX	TXV Kit, R-410A - 2005-2009 R-22 TXV Fancoils (air handlers)	ALL	48, 49, 60, 61	
NASA001SC	Start Component - PTC Device		ALL	
NASA001FS	Evaporator Freeze Thermostat		ALL	
NASA403PS	Low Pressure Switch, AC, R-410A (factory installed on some models)		ALL	
NASA404PS	High Pressure Switch, AC or HP, R-410A (factory installed on some models)		ALL	
NASA401LS	Liquid Line Solenoid Valve, R-410A		ALL	
NASA001TD	Time Delay Relay, Indoor Blower		ALL	
NASA00201WS	Winter Start Control		ALL	
NASA001AC	Anti-Cycle Timer (5 minute delay)		ALL	
NASA401LA	Low Ambient Pressure Switch		ALL	
NASA001SF	Support Feet, 4" (102mm) tall		ALL	

continued on next page

Accessories

Residential Air Conditioners (continued)

HCA724-60GKA1 (R-410A 2-Stage Communicating Air Conditioner)			
Part Number	Description	Used On Model Size	Notes
TSTAT0101SC	Observer Self Configuring Communication Wall Control	ALL	
NASA401LS	Liquid Line Solenoid Valve, R-410A	ALL	
NASA001TD	Time Delay Relay, Indoor Blower	ALL	
NASA001SF	Support Feet, 4" (102mm) tall	ALL	
NASA010SC	Hard Start Kit	24	
NASA011SC	Hard Start Kit	36	
NASA012SC	Hard Start Kit	48	
NASA013SC	Hard Start Kit	60	
NASA001FS	Evaporator Freeze Thermostat	ALL	
NASA00201WS	Winter Start Control	ALL	
NASA401LA	Low Ambient Pressure Kit	ALL	
NASA01001CH	(Factory installed on 48 & 60)	24, 36	

HCA724-60GKA2 (R-410A 2-Stage Communicating Air Conditioner)			
Part Number	Description	Used On Model Size	Notes
TSTAT0101SC	Observer Self Configuring Communication Wall Control	ALL	
NASA401LS	Liquid Line Solenoid Valve, R-410A	ALL	
NASA001TD	Time Delay Relay, Indoor Blower	ALL	
NASA001SF	Support Feet, 4" (102mm) tall	ALL	
NASA012SC	Hard Start Kit	24, 36	
NASA015SC	Hard Start Kit	48, 60	
NASA001FS	Evaporator Freeze Thermostat	ALL	
NASA00201WS	Winter Start Control	ALL	
NASA401LA	Low Ambient Pressure Kit	ALL	
NASA01001CH	(Factory installed on 48 & 60)	24, 36	

HCA924-60GKA1 (R-410A 2-Stage Communicating Air Conditioner)			
Part Number	Description	Used On Model Size	Notes
TSTAT0101SC	Observer Self Configuring Communication Wall Control	ALL	
NASA401LS	Liquid Line Solenoid Valve, R-410A	ALL	
NASA001TD	Time Delay Relay, Indoor Blower	ALL	
NASA001SF	Support Feet, 4" (102mm) tall	ALL	
NASA010SC	Hard Start Kit	24	
NASA011SC	Hard Start Kit	36	
NASA012SC	Hard Start Kit	48	
NASA013SC	Hard Start Kit	60	

HCA924-60GKA2 (R-410A 2-Stage Communicating Air Conditioner)			
Part Number	Description	Used On Model Size	Notes
TSTAT0101SC	Observer Self Configuring Communication Wall Control	ALL	
NASA401LS	Liquid Line Solenoid Valve, R-410A	ALL	
NASA001TD	Time Delay Relay, Indoor Blower	ALL	
NASA001SF	Support Feet, 4" (102mm) tall	ALL	
NASA012SC	Hard Start Kit	24, 36	
NASA015SC	Hard Start Kit	48, 60	

**SOME MODELS MAY BE FACTORY INSTALLED.
REFER TO PRODUCT SPECIFICATIONS FOR EXACT ACCESSORY MATCH.**

Specifications subject to change without notice.

Accessories

Residential Air Conditioner Component

R2A3**GKR (Factory charged with dry nitrogen holding charge - for use with R-22 refrigerant)			
Part Number	Description	Used On Model Size	Notes
NASA001CH	Crankcase Heater for Compressor	42, 48, 60	
NASA003CH	Crankcase Heater for Compressor	18, 24, 30, 36	
NASA003SC	Hard Start Kit	18, 24, 36, 42, 48	
NASA005SC	Hard Start Kit	30, 60	
NASA001SJ	Sound Jacket, Compressor (factory installed on some models)	18, 24, 30, 36, 42, 48	
NASA003SJ	Sound Jacket, Compressor (factory installed on some models)	60	
AMF153TKB	TXV Kit, R-22 (converts R-22 piston coils to R-22 TXV)	18, 24, 30, 36	
AMF355TKB	TXV Kit, R-22 (converts R-22 piston coils to R-22 TXV)	42, 48, 60	
NASA001SC	Start Component - PTC Device	ALL	
NASA001FS	Evaporator Freeze Thermostat	ALL	
NASA201PS	Low Pressure Switch	ALL	
NASA203PS	Low Pressure Switch	ALL	
NASA204PS	High Pressure Switch	ALL	
NASA201LS	Liquid Line Solenoid Valve	ALL	
NASA001TD	Time Delay Relay, Indoor Blower	ALL	
NASA00201WS	Winter Start Control	ALL	
NASA001AC	Anti-Cycle Timer (5 minute delay)	ALL	
NASA201LA	Low Ambient Pressure Switch	ALL	
NASA001SF	Support Feet, 4" (102mm) tall		

REFER TO PRODUCT SPECIFICATIONS FOR EXACT ACCESSORY MATCH.

Accessories

Residential Ducted Horizontal Air Conditioners

HC4A3 (R-410A Air Conditioner)			
Part Number	Description	Used On Model Size	Notes
NASA001TD	TIME DELAY KIT	All	
EBAC05TXVX	TXV KIT, R-410A 2005-2009 R-22 TXV Fan coils (air handlers)	18, 24, 30	
EBAC06TXVX		36	
EBAC07TXVX		48	
EBAC08TXVX		60	
NAEA40501TX		18, 24, 30	
NAEA40601TX	TXV KIT, R-410A 2010 and later Piston coils	36	
NAEA40701TX		48	
NASA402LA		All	
NASA001FS	FRZ THERM KIT	All	
NASA00201WS	WINTER ST KIT	All	
NASA001CH	CRANKCASE HEATER KIT	48*, 60*	
NASA003CH	CRANKCASE HEATER KIT	18, 24, 30*, 36*	
NASA001SJ	SOUND JACKET KIT	48, 60	
NASA002SJ	SOUND JACKET KIT	18, 24, 30, 36	
NASA001LS	SOL VALVE KIT	All	
NASA001SC	PTC KIT		
NASA003SC	HARD START KIT	All	
NASA001AC	CYCLE PROTECTOR KIT	All	
NASA00101WB	WIND BAFFLE KIT	18	
NASA00201WB	WIND BAFFLE KIT	24	
NASA00301WB	WIND BAFFLE KIT	30, 36	
NASA00401WB	WIND BAFFLE KIT	48, 60	
NASA00101SG	STACKING KIT	18, 24	
NASA00201SG	STACKING KIT	30, 36, 48, 60	
NASA00101WM	WALL MOUNT KIT	18, 24	
NASA00201WM	WALL MOUNT KIT	30, 36, 48, 60	

*Factory Installed

REFER TO PRODUCT SPECIFICATIONS FOR EXACT ACCESSORY MATCH.

Accessories

High Wall Mini-Splits, R-410A

DFC4(A/H)3, DFF4(A/H)H			
Part Number	Description	Used On Model Size	Notes
NADA001DK	Condensate Pump	9, 12	
NADA002DK	Condensate Pump	18, 24	
NADA002LA	Low Ambient Kit *	ALL	
NADA003CH	Crankcase Heater (120V)	9, 12	
NADA004CH	Crankcase Heater (240V)	18, 24	
1173540	Isolation Relay (120V) *	9, 12	
1174662	Isolation Relay (240V) *	18, 24	

* When Low Ambient Kit is used with Heat Pump, additional Isolation Relay is required.

DLC4(A/H), DLF4(A/H)			
Part Number	Description	Used On Model Size	Notes
NADA001DK	Condensate Pump (115V)	9, 12	
NADA002DK	Condensate Pump (230V)	12, 18, 24	
NADA003DK	Condensate Pump (230V)	30, 36	

REFER TO PRODUCT SPECIFICATIONS FOR EXACT ACCESSORY MATCH.

HIGH EFFICIENCY UP TO 19 SEER TWO-STAGE HEAT PUMP

WITH OBSERVER® COMMUNICATING CONTROL SYSTEM 2 THRU 5 TONS SPLIT SYSTEM

208 / 230 Volt, 1-phase, 60 Hz

REFRIGERATION CIRCUIT

- Copeland Scroll® UltraTech® compressors on all models
- Crankcase heater factory installed
- Suction line accumulator factory installed
- Bi-flow filter-drier supplied with every unit for field installation
- Integrated solid state control with Time-Temperature Defrost
- High and low pressure switches
- Discharge gas thermostat
- Copper tube/aluminum fin coil

PERFORMANCE

- Communicating, self-configuring operation when used with Observer Wall Control (TSTAT0101SC)
- Outdoor temperature sensor factory installed
- Ball bearing ECM fan motors on all models
- High performance compressor sound shield standard
- Isolation compressor grommets

EASY TO INSTALL AND SERVICE

- Text based diagnostics with Observer communicating wall control
- Only two control wires required from communicating indoor unit to condenser
- Easy access service valves on all models
- Innovative control box design
- External high and low refrigerant service ports
- Only two screws to access control panel
- Factory charged with R-410A refrigerant

BUILT TO LAST

- High gloss, baked-on powder coat finish over galvanized steel
- Post-painted (black) coil fins
- Coated, weather-resistant cabinet screws
- Coated inlet grille with 3/8" (10mm) spacing for extra protection (hail guard)
- Corner Posts for extra strength and style

WARRANTY*

- 10 year No Hassle Replacement™ limited warranty
- 5 year parts limited warranty (including compressor and coil)
- With timely registration, an additional 5 year parts limited warranty (including compressor and coil)

* For owner occupied, residential applications only. See warranty certificate for complete details and restrictions, including warranty coverage for other applications



TSTAT0101SC
Recommended
(sold separately)



Use of the AHRI Certified TM Mark indicates a manufacturer's participation in the program. For verification of certification for individual products, go to www.ahridirectory.org.



This product has been designed and manufactured to meet ENERGY STAR criteria for energy efficiency when matched with appropriate coil components. However, proper refrigerant charge and proper air flow are critical to achieve rated capacity and efficiency. Installation of this product should follow the manufacturer's refrigerant charging and air flow instructions. Failure to confirm proper charge and airflow may reduce energy efficiency and shorten equipment life.



UNIT PERFORMANCE DATA

Model Number	Size (tons)	Nominal Btu/hr	Min. Circuit Ampacity	Max. Fuse or Breaker	Operating Dimensions height x width x depth in. (mm)	Ship / Operating Weight lbs. (kg)	Notes
TCH924GKA1	2	24,000	17.2	25	40-1/8 x 35 x 35 (1019 x 889 x 889)	376 / 310 (171 / 141)	
TCH924GKA3	2	24,000	17.6	25	40-1/8 x 35 x 35 (1019 x 889 x 889)	309 / 266 (140 / 121)	
TCH936GKA1	3	36,000	23.7	40	43-1/2 x 35 x 35 (1105 x 889 x 889)	383 / 331 (174 / 150)	
TCH936GKA2	3	36,000	24.8	40	43-1/2 x 35 x 35 (1105 x 889 x 889)	328 / 283 (149 / 128)	
TCH948GKA1	4	48,000	30.0	50	46-7/8 x 35 x 35 (1191 x 889 x 889)	393 / 347 (178 / 157)	
TCH948GKA2	4	48,000	35.4	50	46-7/8 x 35 x 35 (1191 x 889 x 889)	365 / 319 (166 / 145)	
TCH960GKA1	5	60,000	35.9	60	46-7/8 x 35 x 35 (1191 x 889 x 889)	416 / 371 (189 / 168)	
TCH960GKA2	5	60,000	38.4	60	46-7/8 x 35 x 35 (1191 x 889 x 889)	365 / 320 (166 / 145)	

HIGH EFFICIENCY UP TO 16 SEER TWO-STAGE HEAT PUMP

WITH OBSERVER® COMMUNICATING CONTROL SYSTEM

2 THRU 5 TONS SPLIT SYSTEM

208 / 230 Volt, 1-phase, 60 Hz

REFRIGERATION CIRCUIT

- Copeland Scroll® UltraTech® compressors on all models
- Crankcase heater factory installed
- Suction line accumulator factory installed
- Bi-flow filter-drier supplied with every unit for field installation
- Integrated solid state control with Time-Temperature Defrost
- High and low pressure switches
- Discharge gas thermostat
- Copper tube/aluminum fin coil

PERFORMANCE

- Communicating, self-configuring operation when used with Observer Wall Control (TSTAT0101SC)
- Outdoor temperature sensor factory installed
- Ball bearing PSC fan motors on all models
- High performance compressor sound shield standard
- Isolation compressor grommets

EASY TO INSTALL AND SERVICE

- Text based Diagnostics with Observer communicating wall control
- Only two control wires required from communicating indoor unit to condenser
- Easy Access service valves on all models
- Innovative control box design
- External high and low refrigerant service ports
- Only two screws to access control panel
- Factory charged with R-410A refrigerant

BUILT TO LAST

- High gloss, baked-on powder coat finish over galvanized steel
- Post-painted (black) coil fins
- Coated, weather-resistant cabinet screws
- Coated inlet grille with 3/8" (10mm) spacing for extra protection (hail guard)
- Corner posts for extra strength and style

WARRANTY*

- 10 year No Hassle Replacement™ limited warranty
- 5 year parts limited warranty (including compressor and coil)
- With timely registration, an additional 5 year parts limited warranty (including compressor and coil)

* For owner occupied, residential applications only. See warranty certificate for complete details and restrictions, including warranty coverage for other applications



TSTAT0101SC
Recommended
(sold separately)



Use of the AHRI Certified TM Mark indicates a manufacturer's participation in the program. For verification of certification for individual products, go to www.ahridirectory.org.



This product has been designed and manufactured to meet ENERGY STAR criteria for energy efficiency when matched with appropriate coil components. However, proper refrigerant charge and proper air flow are critical to achieve rated capacity and efficiency. Installation of this product should follow the manufacturer's refrigerant charging and air flow instructions. Failure to confirm proper charge and airflow may reduce energy efficiency and shorten equipment life.

UNIT PERFORMANCE DATA

Model Number	Size (tons)	Nominal Btu/hr	Min. Circuit Ampacity	Max. Fuse or Breaker	Operating Dimensions height x width x depth in. (mm)	Ship / Operating Weight lbs. (kg)	Notes
TCH624GKA1	2	24,000	16.4	25	40-1/8 x 35 x 35 (1019 x 889 x 889)	292 / 249 (132 / 113)	
TCH624GKA3	2	24,000	16.2	25	40-1/8 x 35 x 35 (1019 x 889 x 889)	292 / 249 (132 / 113)	
TCH636GKA1	3	36,000	21.8	35	43-1/2 x 35 x 35 (1105 x 889 x 889)	313 / 270 (142 / 123)	
TCH636GKA2	3	36,000	23.7	40	40-1/8 x 35 x 35 (1019 x 889 x 889)	313 / 270 (142 / 123)	
TCH648GKA1	4	48,000	34.8	50	46-7/8 x 35 x 35 (1191 x 889 x 889)	345 / 302 (157 / 137)	
TCH648GKA2	4	48,000	29.8	50	40-1/8 x 35 x 35 (1019 x 889 x 889)	345 / 302 (157 / 137)	
TCH660GKA1	5	60,000	30.1	50	46-7/8 x 35 x 35 (1191 x 889 x 889)	369 / 323 (167 / 147)	
TCH660GKA2	5	60,000	37.5	60	46-7/8 x 35 x 35 (1191 x 889 x 889)	369 / 323 (167 / 147)	

UP TO 15 SEER SINGLE STAGE HEAT PUMP

WITH OBSERVER® COMMUNICATING CONTROL SYSTEM

1½ THRU 5 TONS SPLIT SYSTEM

208 / 230 Volt, 1-phase, 60 Hz

REFRIGERATION CIRCUIT

- Copeland Scroll® compressors on all models
- Suction line accumulator factory installed
- Bi-flow filter-drier supplied with every unit for field installation
- Integrated solid state control with Time-Temperature Defrost
- External high and low refrigerant service ports
- Copper tube/aluminum fin coil

PERFORMANCE

- Communicating, self-configuring operation when used with Observer wall control (TSTAT0101SC)
- Outdoor temperature sensor factory installed
- Compressor sound blanket standard
- Isolation compressor grommets

EASY TO INSTALL AND SERVICE

- Text based diagnostics with Observer communicating wall control
- Easy access service valves on all models
- Innovative control box design
- High and low pressure switches
- Only two screws to access control panel
- Factory charged with R-410A refrigerant

BUILT TO LAST

- High gloss, baked-on powder coat finish over galvanized steel
- Post-painted (black) coil fins
- Coated, weather-resistant cabinet screws
- Coated inlet grille with 3/8" (10mm) spacing for extra protection (hail guard)
- Corner posts for extra strength and style

WARRANTY*

- 5 year No Hassle Replacement™ limited warranty
- 5 year parts limited warranty (including compressor and coil)
 - With timely registration, an additional 5 year parts limited warranty (including compressor and coil)

* For owner occupied, residential applications only. See warranty certificate for complete details and restrictions, including warranty coverage for other applications



TSTAT0101SC
Recommended
(sold separately)



Use of the AHRI Certified TM Mark indicates a manufacturer's participation in the program. For verification of certification for individual products, go to www.ahridirectory.org.



This product has been designed and manufactured to meet ENERGY STAR criteria for energy efficiency when matched with appropriate coil components. However, proper refrigerant charge and proper air flow are critical to achieve rated capacity and efficiency. Installation of this product should follow the manufacturer's refrigerant charging and air flow instructions. Failure to confirm proper charge and airflow may reduce energy efficiency and shorten equipment life.

UNIT PERFORMANCE DATA							
Model Number	Size (tons)	Nominal Btu/hr	Min. Circuit Ampacity	Max. Fuse or Breaker	Operating Dimensions height x width x depth in. (mm)	Ship / Operating Weight lbs. (kg)	Notes
TSH518GKA	1½	18,000	11.8	20	28-9/16 x 31-3/16 x 31-3/16 (726 x 792 x 792)	219 / 184 (99 / 83)	
TSH524GKA	2	24,000	16.5	25	33-5/16 x 35 x 35	257 / 215 (117 / 98)	
TSH524HKA	2	24,000	19.9	30	(846 x 889 x 889)		
TSH530GKA	2½	30,000	18.1	30	33-5/16 x 35 x 35	259 / 218 (117 / 99)	
TSH530HKA	2½	30,000	18.1	30	(846 x 889 x 889)		
TSH536GKA	3	36,000	22.1	35	36-11/16 x 35 x 35	273 / 230 (124 / 104)	
TSH536HKA	3	36,000	22.1	35	(932 x 889 x 889)		
TSH542GKA	3½	42,000	27.6	40	29-7/8 x 35 x 35	305 / 263 (135 / 119)	
TSH542HKA	3½	42,000	26.1	40	(760 x 889 x 889)		
TSH548GKA	4	48,000	28.5	40	33-5/16 x 35 x 35	323 / 279 (146 / 126)	
TSH548HKA	4	48,000	29.6	50	(846 x 889 x 889)		
TSH560GKA	5	60,000	34.2	50	40-1/8 x 35 x 35 (1019 x 889 x 889)	325 / 281 (147 / 128) 357 / 314 (162 / 142)	

HIGH EFFICIENCY UP TO 15 SEER HEAT PUMP ENVIRONMENTALLY SOUND R-410A REFRIGERANT

1½ THRU 5 TONS SPLIT SYSTEM

208 / 230 Volt, 1-phase, 60 Hz

REFRIGERATION CIRCUIT

- Copeland Scroll® compressors on all models
- Suction line accumulator factory installed
- Bi-flow filter-drier included for field installation
- Integrated solid state control with Time-Temperature Defrost
- High and low pressure switches
- Copper tube / aluminum fin coil

PERFORMANCE

- 2-speed Fan Motors factory wired on all models
- Compressor Sound Jacket standard

EASY TO INSTALL AND SERVICE

- Comfort Alert™ Diagnostics device on all models
- Easy access service valves on all models
- Innovative control box design
- External high and low refrigerant service ports
- Fan motor in-line disconnect plug
- Only two screws to access control panel
- Factory charged with R-410A refrigerant

BUILT TO LAST

- High gloss, baked-on powder coat finish over galvanized steel
- Post-painted (black) coil fins
- Coated, weather-resistant cabinet screws
- Coated inlet grille with 3/8" (10mm) spacing for extra protection (hail guard)
- Corner posts for extra strength and style

WARRANTY*

- 5 year No Hassle Replacement™ limited warranty
- 5 year compressor limited warranty
- 5 year parts limited warranty (including compressor and coil)
- With timely registration, an additional 5 year parts limited warranty (including compressor and coil)

* For owner occupied, residential applications only. See warranty certificate for complete details and restrictions, including warranty coverage for other applications



This product has been designed and manufactured to meet ENERGY STAR criteria for energy efficiency when matched with appropriate coil components. However, proper refrigerant charge and proper air flow are critical to achieve rated capacity and efficiency. Installation of this product should follow the manufacturer's refrigerant charging and air flow instructions. Failure to confirm proper charge and airflow may reduce energy efficiency and shorten equipment life.



Use of the AHRI Certified TM Mark indicates a manufacturer's participation in the program. For verification of certification for individual products, go to www.ahridirectory.org.

UNIT PERFORMANCE DATA							
Model Number	Size (tons)	Nominal Btu/hr	Min. Circuit Ampacity	Max. Fuse or Breaker	Operating Dimensions height x width x depth in. (mm)	Ship / Operating Weight lbs. (kg)	Notes
TXH518GKA	1-1/2	18,000	11.8	20	28-9/16 x 31-3/16 x 31-3/16 (726 x 793 x 793)	207 / 196 (94 / 77)	
TXH524GKA	2	24,000	16.5	25	33-5/16 x 35 x 35 (846 x 889 x 889)	233 / 200 (106 / 91)	
TXH530GKA	2-1/2	30,000	18.1	30	33-5/16 x 35 x 35 (846 x 889 x 889)	242 / 196 (110 / 89)	
TXH536GKA	3	36,000	22.1	35	36-11/16 x 35 x 35 (932 x 889 x 889)	257 / 215 (117 / 98)	
TXH537GKA	3	36,000	22.0	35	36-3/4 x 35 x 35 (932 x 889 x 889)	297 / 255 (135 / 116)	
TXH542GKA	3-1/2	42,000	27.6	40	29-7/8 x 35 x 35 (760 x 889 x 889)	290 / 245 (132 / 111)	
TXH548GKA	4	48,000	28.5	40	29-7/8 x 35 x 35 (760 x 889 x 889)	303 / 260 (137 / 118)	
TXH560GKA	5	60,000	34.2	50	40-1/8 x 35 x 35 (1019 x 889 x 889)	345 / 294 (157 / 133)	

EFFICIENT 13 SEER HEAT PUMP ENVIRONMENTALLY SOUND R-410A REFRIGERANT

1½ THRU 5 TONS SPLIT SYSTEM

208 / 230 Volt, 1-phase, 60 Hz

REFRIGERATION CIRCUIT

- Copeland Scroll® compressors on all models
- Suction line accumulator factory installed
- Bi-flow filter-drier included for field installation
- Integrated solid state control with Time-Temperature Defrost
- High and low pressure switches
- Copper tube / aluminum fin coil

PERFORMANCE

- Two-speed fan motors factory wired on all models
- Compressor Sound Jacket standard

EASY TO INSTALL AND SERVICE

- Comfort Alert™ Diagnostics device on all models
- Easy access service valves on all models
- Innovative control box design
- External high and low refrigerant service ports
- Fan motor in-line disconnect plug
- Only two screws to access control panel
- Factory charged with R-410A refrigerant

BUILT TO LAST

- High gloss, baked-on powder coat finish over galvanized steel
- Post-painted (black) coil fins
- Coated, weather-resistant cabinet screws
- Coated inlet grille with 3/8" (10mm) spacing for extra protection (hail guard)
- Corner posts for extra strength and style

WARRANTY*

- 1 year No Hassle Replacement™ limited warranty
- 5 year compressor limited warranty
- 5 year parts limited warranty (including compressor and coil)
- With timely registration, an additional 5 year parts limited warranty (including compressor and coil)

* For owner occupied, residential applications only. See warranty certificate for complete details and restrictions, including warranty coverage for other applications



Use of the AHRI Certified TM Mark indicates a manufacturer's participation in the program. For verification of certification for individual products, go to www.ahridirectory.org.

UNIT PERFORMANCE DATA

Model Number	Size (tons)	Nominal Btu/hr	Min. Circuit Ampacity	Max. Fuse or Breaker	Operating Dimensions height x width x depth in. (mm)	Ship / Operating Weight lbs. (kg)	Notes
T4H318GKD	1-1/2	18,000	11.9	20	28-9/16 x 31-3/16 x 31-3/16 (726 x 793 x 793)	202 / 167 (92 / 76)	
T4H324GKD	2	24,000	16.7	25	28-9/16 x 31-3/16 x 31-3/16 (726 x 793 x 793)	203 / 167 (92 / 76)	
T4H330GKE	2-1/2	30,000	21.1	30	28-9/16 x 31-3/16 x 31-3/16 (726 x 793 x 793)	180 / 146 (82 / 66)	
T4H336GKE	3	36,000	22.0	35	32 x 31-3/16 x 31-3/16 (813 x 793 x 793)	178 / 152 (81 / 69)	
T4H342GKE	3-1/2	42,000	25.7	40	28-9/16 x 31-3/16 x 31-3/16 (726 x 793 x 793)	229 / 193 (104 / 88)	
T4H348GKE	4	48,000	28.7	50	35-3/8 x 31-3/16 x 31-3/16 (899 x 793 x 793)	251 / 216 (113 / 98)	
T4H360GKD	5	60,000	34.1	50	29-7/8 x 35 x 35 (760 x 889 x 889)	293 / 252 (133 / 114)	

HIGH EFFICIENCY UP TO 15 SEER HEAT PUMP ENVIRONMENTALLY SOUND R-410A REFRIGERANT

1½ THRU 5 TONS SPLIT SYSTEM

208 / 230 Volt, 1-phase, 60 Hz

REFRIGERATION CIRCUIT

- Scroll compressors on all models
- Suction line accumulator factory installed
- Bi-flow filter-drier included for field installation
- Integrated solid state control with Time-Temperature Defrost
- High and low pressure switches
- Copper tube / aluminum fin coil

EASY TO INSTALL AND SERVICE

- Easy Access service valves on all models
- External high and low refrigerant service ports
- Only two screws to access control panel
- Factory charged with R-410A refrigerant

BUILT TO LAST

- Baked-on powder coat finish over galvanized steel
- Post-painted (black) coil fins
- Coated, weather-resistant cabinet screws
- Coated inlet grille with 3/8" (10mm) spacing for extra protection (hail guard)

WARRANTY*

- 5 year compressor limited warranty
- 5 year parts limited warranty (including compressor and coil)
- With timely registration, an additional 5 year parts limited warranty (including compressor and coil)

* For owner occupied, residential applications only. See warranty certificate for complete details and restrictions, including warranty coverage for other applications



Use of the AHRI Certified TM Mark indicates a manufacturer's participation in the program. For verification of certification for individual products, go to www.ahridirectory.org.



This product has been designed and manufactured to meet ENERGY STAR criteria for energy efficiency when matched with appropriate coil components. However, proper refrigerant charge and proper air flow are critical to achieve rated capacity and efficiency. Installation of this product should follow the manufacturer's refrigerant charging and air flow instructions. Failure to confirm proper charge and airflow may reduce energy efficiency and shorten equipment life.

UNIT PERFORMANCE DATA

Model Number	Size (tons)	Nominal Btu/hr	Min. Circuit Ampacity	Max. Fuse or Breaker	Operating Dimensions height x width x depth in. (mm)	Ship / Operating Weight lbs. (kg)	Notes
NXH518GKA	1½	18,000	11.8	20	28-15/16 x 31-3/16 x 31-3/16 (735 x 792 x 792)	207 / 169 (94 / 77)	
NXH524GKA	2	24,000	16.5	25	32-5/16 x 35 x 35 (821 x 889 x 889)	233 / 200 (106 / 91)	
NXH530GKA	2½	30,000	18.1	30	32-5/16 x 35 x 35 (821 x 889 x 889)	242 / 196 (110 / 89)	
NXH536GKA	3	36,000	22.1	35	35-3/4 x 35 x 35 (908 x 889 x 889)	257 / 215 (117 / 98)	
NXH537GKA	3	36,000	22.1	35	35-3/4 x 35 x 35 (908 x 889 x 889)	297 / 255 (135 / 116)	
NXH542GKA	3½	42,000	27.6	40	28-15/16 x 35 x 35 (735 x 889 x 889)	290 / 245 (132 / 111)	
NXH548GKA	4	48,000	28.5	40	28-15/16 x 35 x 35 (735 x 889 x 889)	303 / 260 (137 / 118)	
NXH560GKA	5	60,000	34.2	50	39-1/8 x 35 x 35 (994 x 889 x 889)	345 / 294 (157 / 133)	

HIGH EFFICIENCY 14 SEER HEAT PUMP ENVIRONMENTALLY SOUND R-410A REFRIGERANT

1½ THRU 5 TONS SPLIT SYSTEM

208 / 230 Volt, 1-phase, 60 Hz

REFRIGERATION CIRCUIT

- Scroll compressors on all models
- Suction line accumulator factory installed
- Bi-flow filter-drier included for field installation
- Integrated solid state control with Time-Temperature Defrost
- High and low pressure switches
- Copper tube / aluminum fin coil

EASY TO INSTALL AND SERVICE

- Easy access service valves on all models
- External high and low refrigerant service ports
- Only two screws to access control panel
- Factory charged with R-410A refrigerant

BUILT TO LAST

- Baked-on powder coat finish over galvanized steel
- Post-painted (black) coil fins
- Coated, weather-resistant cabinet screws
- Coated inlet grille with 3/8" (10mm) spacing for extra protection

WARRANTY*

- 5 year compressor limited warranty
- 5 year parts limited warranty (including compressor and coil)
 - With timely registration, an additional 5 year parts limited warranty (including compressor and coil)

* For owner occupied, residential applications only. See warranty certificate for complete details and restrictions, including warranty coverage for other applications



Use of the AHRI Certified TM Mark indicates a manufacturer's participation in the program. For verification of certification for individual products, go to www.ahridirectory.org.

UNIT PERFORMANCE DATA							
Model Number	Size (tons)	Nominal Btu/hr	Min. Circuit Ampacity	Max. Fuse or Breaker	Operating Dimensions length x width x height in. (mm)	Operating/Ship Weight lbs. (kg)	Notes
N4H418GKF	1½	18,000	11.8	20	23-1/8 x 23-1/8 x 35-1/4 (587 x 587 x 895)	138 / 159 (63 / 72)	
N4H424GKF	2	24,000	17.7	25	31-3/16 x 31-3/16 x 28-15/16 (587 x 587 x 895)	162 / 189 (73 / 86)	
N4H430GKF	2½	30,000	20.8	30	31-3/16 x 31-3/16 x 39-1/8 (792 x 792 x 994)	186 / 215 (85 / 98)	
N4H436GKF	3	36,000	20.4	35	31-3/16 x 31-3/16 x 39-1/8 (792 x 792 x 994)	189 / 218 (86 / 99)	
N4H442GKF	3½	42,000	25.7	40	31-3/16 x 31-3/16 x 25-5/16 (792 x 792 x 643)	225 / 250 (102 / 113)	
N4H448GKF	4	48,000	28.7	50	31-3/16 x 31-3/16 x 32-5/16 (792 x 792 x 820)	240 / 273 (110 / 124)	
N4H460GKF	5	60,000	34.1	50	35 x 35 x 28-15/16 (889 x 889 x 735)	250 / 282 (114 / 128)	

EFFICIENT 13 SEER HEAT PUMP ENVIRONMENTALLY SOUND R-410A REFRIGERANT

1½ THRU 5 TONS SPLIT SYSTEM

208 / 230 Volt, 1-phase, 60 Hz

REFRIGERATION CIRCUIT

- Scroll compressors on all models
- Suction line accumulator factory installed
- Bi-flow filter-drier included for field installation
- Integrated solid state control with Time-Temperature Defrost
- High and low pressure switches
- Copper tube / aluminum fin coil

EASY TO INSTALL AND SERVICE

- Easy access service valves on all models
- External high and low refrigerant service ports
- Only two screws to access control panel
- Factory charged with R-410A refrigerant

BUILT TO LAST

- Baked-on powder coat finish over galvanized steel
- Post-painted (black) coil fins
- Coated, weather-resistant cabinet screws
- Coated inlet grille with 2" (51mm) spacing standard, alternate models available with 3/8" (10mm) spacing for extra protection (hail guard)

WARRANTY*

- 5 year compressor limited warranty
- 5 year parts limited warranty (including compressor and coil)
 - With timely registration, an additional 5 year parts limited warranty (including compressor and coil)

* For owner occupied, residential applications only. See warranty certificate for complete details and restrictions, including warranty coverage for other applications



Use of the AHRI Certified TM Mark indicates a manufacturer's participation in the program. For verification of certification for individual products, go to www.ahridirectory.org.

UNIT PERFORMANCE DATA							
Model Number	Size (tons)	Nominal Btu/hr	Min. Circuit Ampacity	Max. Fuse or Breaker	Operating Dimensions height x width x depth in. (mm)	Ship / Operating Weight lbs. (kg)	Notes
N4H318AKF	1-1/2	18,000	11.80	20	23-1/8 x 23-1/8 x 28-7/16 (587 x 587 x 722)	119/137 (54/62)	
N4H318GKF	same model with 3/8" (10mm) spacing grille						
N4H324AKF	2	24,000	16.80	25	23-1/8 x 23-1/8 x 31-13/16 (587 x 587 x 808)	124/142 (56/65)	
N4H324GKF	same model with 3/8" (10mm) spacing grille						
N4H330AKF	2-1/2	30,000	21.10	30	31-3/16 x 31-3/16 x 28-7/16 (792 x 792 x 722)	149/170 (68/77)	
N4H330GKF	same model with 3/8" (10mm) spacing grille						
N4H336AKF	3	36,000	20.60	35	31-3/16 x 31-3/16 x 31-13/16 (792 x 792 x 808)	169/189 (78/86)	
N4H336GKF	same model with 3/8" (10mm) spacing grille						
N4H342AKF	3-1/2	42,000	23.90	40	31-3/16 x 31-3/16 x 31-13/16 (792 x 792 x 808)	180/200 (82/91)	
N4H342GKF	same model with 3/8" (10mm) spacing grille						
N4H348AKF	4	48,000	28.70	45	31-3/16 x 31-3/16 x 28-7/16 (792 x 792 x 722)	208/228 (96/104)	
N4H348GKF	same model with 3/8" (10mm) spacing grille						
N4H360AKF	5	60,000	34.10	50	35 x 35 x 28-15/16 (889 x 889 x 735)	250/282 (113/128)	
N4H360GKF	same model with 3/8" (10mm) spacing grille						

N4H3**C

**EFFICIENT 13 SEER HEAT PUMP
ENVIRONMENTALLY SOUND R-410A REFRIGERANT
FOR COASTAL APPLICATIONS
1½ THRU 5 TONS SPLIT SYSTEM
208 / 230 Volt, 1-phase, 60 Hz**



REFRIGERATION CIRCUIT

- Scroll compressors on all models
- Suction line accumulator factory installed
- Bi-flow filter-drier included for field installation
- Integrated solid state control with Time-Temperature Defrost
- High and low pressure switches
- Copper tube / aluminum fin coil

EASY TO INSTALL AND SERVICE

- Easy access service valves on all models
- External high and low refrigerant service ports
- Only two screws to access control panel
- Factory charged with R-410A refrigerant

BUILT TO LAST

- All chasis panels powder coat painted on both sides
- Pre-painted, epoxy-phenolic fins
- Coated, weather-resistant cabinet screws
- Coated inlet grille with 3/8" (10mm) grille spacing for extra protection (hail guard)

WARRANTY*

- 5 year compressor limited warranty
- 5 year parts limited warranty (including compressor and coil)

* For owner occupied, residential applications only. See warranty certificate for complete details and restrictions, including warranty coverage for other applications



Use of the AHRI Certified TM Mark indicates a manufacturer's participation in the program. For verification of certification for individual products, go to www.ahridirectory.org.

UNIT PERFORMANCE DATA							
Model Number	Size (tons)	Nominal Btu/hr	Min. Circuit Ampacity	Max. Fuse or Breaker	Operating Dimensions height x width x depth in. (mm)	Ship / Operating Weight lbs. (kg)	Notes
N4H318CKA	1½	18,000	12.5	20	35-3/4 x 31-3/16 x 31-3/16 (908 x 792 x 792)	202 / 173 (92 / 79)	
N4H324CKA	2	24,000	16.8	25	35-3/4 x 31-3/16 x 31-3/16 (908 x 792 x 792)	202 / 173 (92 / 79)	
N4H330CKA	2½	30,000	20.2	30	32-5/16 x 35 x 35 (821 x 889 x 889)	223 / 191 (101 / 87)	
N4H336CKA	3	36,000	22.0	35	39-1/8 x 35 x 35 (994 x 889 x 889)	224 / 192 (102 / 87)	
N4H342CKA	3½	42,000	27.8	40	32-5/16 x 35 x 35 (821 x 889 x 889)	287 / 255 (130 / 116)	
N4H348CKA	4	48,000	28.4	40	32-5/16 x 35 x 35 (821 x 889 x 889)	297 / 265 (135 / 120)	
N4H360CKA	5	60,000	34.1	50	39-1/8 x 35 x 35 (994 x 889 x 889)	319 / 287 (145 / 130)	

Specifications subject to change without notice.

HIGH EFFICIENCY 14 SEER HEAT PUMP ENVIRONMENTALLY SOUND R-410A REFRIGERANT

1½ THRU 5 TONS SPLIT SYSTEM

208 / 230 Volt, 1-phase, 60 Hz

REFRIGERATION CIRCUIT

- Scroll compressors on all models
- Suction line accumulator factory installed
- Integrated solid state control with Time-Temperature Defrost
- High and low pressure switches
- Copper tube / aluminum fin coil

EASY TO INSTALL AND SERVICE

- Easy access service valves on all models
- External high and low refrigerant service ports
- Only two screws to access control panel
- Factory charged with R-410A refrigerant

BUILT TO LAST

- Painted cabinet finish over galvanized steel
- Coated inlet grille with 3/8" (10mm) spacing for extra protection

WARRANTY*

- 5 year compressor limited warranty
- 5 year parts limited warranty (including compressor and coil)
 - With timely registration, an additional 5 year parts limited warranty (including compressor and coil)

* For owner occupied, residential applications only. See Warranty certificate for complete details and restrictions, including warranty coverage for other applications.



Use of the AHRI Certified TM Mark indicates a manufacturer's participation in the program. For verification of certification for individual products, go to www.ahridirectory.org.

UNIT PERFORMANCE DATA							
Model Number	Size (tons)	Nominal Btu/hr	Min. Circuit Ampacity	Max. Fuse or Breaker	Operating Dimensions length x width x height in. (mm)	Operating/Ship Weight lbs. (kg)	Notes
R4H418GKA	1½	18,000	11.8	20	23-1/8 x 23-1/8 x 35-3/16 (587 x 587 x 899)	134 / 148 (61 / 67)	
R4H424GKA	2	24,000	17.7	25	31-3/16 x 31-3/16 x 28-7/16 (792 x 792 x 722)	151 / 171 (69 / 78)	
R4H430GKA	2½	30,000	20.8	30	31-3/16 x 31-3/16 x 39-1/8 (792 x 792 x 994)	172 / 194 (78 / 88)	
R4H436GKA	3	36,000	20.4	35	31-3/16 x 31-3/16 x 39-1/8 (792 x 792 x 994)	181 / 203 (82 / 92)	
R4H442GKA	3½	42,000	25.7	40	31-3/16 x 31-3/16 x 28-7/16 (792 x 792 x 722)	198 / 211 (90 / 99)	
R4H448GKA	4	48,000	28.7	50	31-3/16 x 31-3/16 x 32-5/16 (792 x 792 x 820)	221 / 239 (101 / 109)	
R4H460GKA	5	60,000	34.1	50	35 x 35 x 28-15/16 (889 x 889 x 735)	250 / 282 (114 / 128)	

R4H3

EFFICIENT 13 SEER HEAT PUMP ENVIRONMENTALLY SOUND R-410A REFRIGERANT

1½ THRU 5 TONS SPLIT SYSTEM

208 / 230 Volt, 1-phase, 60 Hz

REFRIGERATION CIRCUIT

- Scroll compressors on all models
- Suction line accumulator factory installed
- Integrated solid state control with Time-Temperature Defrost
- High and low pressure switches
- Copper tube / aluminum fin coil

EASY TO INSTALL AND SERVICE

- Easy access service valves on all models
- External high and low refrigerant service ports
- Only two screws to access control panel
- Factory charged with R-410A refrigerant

BUILT TO LAST

- Pre-painted cabinet finish over galvanized steel
- Coated inlet grille with 2" (51mm) spacing standard on even sizes
- Coated inlet grille with 3/8" (10mm) grille spacing standard on odd sizes (available on even sizes)

WARRANTY*

- 5 year compressor limited warranty
- 5 year parts limited warranty (including compressor and coil)
 - With timely registration, an additional 5 year parts limited warranty (including compressor and coil)

* For owner occupied, residential applications only. See warranty certificate for complete details and restrictions, including warranty coverage for other applications



Use of the AHRI Certified TM Mark indicates a manufacturer's participation in the program. For verification of certification for individual products, go to www.ahridirectory.org.

UNIT PERFORMANCE DATA

Model Number	Size (tons)	Nominal Btu/hr	Min. Circuit Ampacity	Max. Fuse or Breaker	Operating Dimensions length x width x depth in. (mm)	Operating/Ship Weight lbs. (kg)	Notes
R4H318AKB	1½	18,000	11.8	20	23-1/8 x 23-1/8 x 28-7/16	113 / 132 (51 / 60)	
R4H318GKB	same model with 3/8" (10mm) spacing grille				(587 x 587 x 722)	119 / 137 (54 / 62)	
R4H319GKC	1½	18,000	11.8	20	23-1/8 x 23-1/8 x 35-7/16	134 / 159 (61 / 72)	
R4H324AKB	2	24,000	16.8	25	23-1/8 x 23-1/8 x 31-13/16	117 / 136 (53 / 62)	
R4H324GKB	same model with 3/8" (10mm) spacing grille				(587 x 587 x 808)	124 / 142 (56 / 65)	
R4H325GKC	2	24,000	17.7	25	31-3/16 x 31-3/16 x 28-7/16	162 / 189 (73 / 86)	
R4H330AKB	2½	30,000	21.1	30	31-3/16 x 31-3/16 x 28-7/16	142 / 162 (65 / 74)	
R4H330GKB	same model with 3/8" (10mm) spacing grille (hail guard)				(792 x 792 x 722)	149 / 170 (68 / 77)	
R4H331GKC	2½	30,000	20.8	30	31-3/16 x 31-3/16 x 39-1/8	186 / 215 (84 / 98)	
R4H336AKC	3	36,000	20.6	35	31-3/16 x 31-3/16 x 31-13/16	159 / 180 (72 / 87)	
R4H336GKC	same model with 3/8" (10mm) spacing grille				(792 x 792 x 808)	169 / 189 (77 / 86)	
R4H337GKC	3	36,000	20.2	35	31-3/16 x 31-3/16 x 39-1/8	189 / 218 (86 / 99)	
R4H342AKC	3½	42,000	23.9	40	31-3/16 x 31-3/16 x 31-13/16	172 / 191 (78 / 87)	
R4H342GKC	same model with 3/8" (10mm) spacing grille				(792 x 792 x 808)	180 / 200 (82 / 91)	
R4H343GKC	3½	42,000	26	40	31-3/16 x 31-3/16 x 28-7/16	225 / 250 (102 / 113)	
R4H348AKC	4	48,000	28.7	45	31-3/16 x 31-3/16 x 28-7/16	201 / 220 (91 / 100)	
R4H348GKC	same model with 3/8" (10mm) spacing grille				(792 x 792 x 722)	208 / 228 (95 / 104)	
R4H349GKC	4	48,000	28.7	50	31-3/16 x 31-3/16 x 31-13/16	240 / 273 (109 / 124)	
R4H360AKC	5	60,000	34.8	50	31-3/16 x 31-3/16 x 31-13/16	215 / 239 (98 / 109)	
R4H360GKC	same model with 3/8" (10mm) spacing grille				(792 x 792 x 808)	224 / 248 (102 / 113)	
R4H361GKC	2½	60,000	34.1	50	35 x 35 x 25-15/16	250 / 282 (114 / 128)	
					(889 x 889 x 735)		

Specifications subject to change without notice.

R2H3**GKR

HEAT PUMP COMPONENT

1½ THRU 5 TONS

208 / 230 Volt, 1-phase, 60 Hz



Use of the AHRI Certified TM Mark indicates a manufacturer's participation in the program. For verification of certification for individual products, go to www.ahridirectory.org.

REFRIGERATION CIRCUIT

- Scroll compressors on all models
- Compressors contain proper charge of mineral oil
- Suction line accumulator factory installed
- Integrated solid state control with Time-Temperature Defrost
- Low pressure switch
- Copper tube / aluminum fin coil

EASY TO INSTALL AND SERVICE

- Easy access service valves on all models
- External high and low refrigerant service ports
- Only two screws to access control panel
- Factory charged with dry nitrogen holding charge
 - For use with R-22 refrigerant

BUILT TO LAST

- Pre-painted cabinet finish over galvanized steel
- Coated inlet grille with 3/8" (10mm) spacing for extra protection (hail guard)

WARRANTY*

- 5 year parts limited warranty (including compressor and coil)
- * For owner occupied, residential applications only. See warranty certificate for complete details and restrictions, including warranty coverage for other applications

UNIT PERFORMANCE DATA							
Model Number	Size (tons)	Nominal Btu/hr	Min. Circuit Ampacity	Max. Fuse or Breaker	Operating Dimensions height x width x depth in. (mm)	Ship / Operating Weight lbs. (kg)	Notes
R2H318GKR	1½	18,000	10.9	15	28-7/16 x 23-1/8 x 23-1/8 (722 x 587 x 587)	129 / 119 (59 / 54)	
R2H324GKR	2	24,000	14.3	20	35-3/16 x 23-1/8 x 23-1/8 (894 x 587 x 587)	138 / 126 (63 / 57)	
R2H330GKR	2½	30,000	18.4	30	28-7/16 x 31-3/16 x 31-3/16 (722 x 792 x 792)	178 / 161 (81 / 73)	
R2H336GKR	3	36,000	20.4	30	31-13/16 x 31-3/16 x 31-3/16 (808 x 792 x 792)	192 / 177 (87 / 80)	
R2H342GKR	3½	42,000	25.4	40	38-5/8 x 31-3/16 x 31-3/16 (981 x 792 x 792)	216 / 198 (98 / 90)	
R2H348GKR	4	48,000	28.7	40	28-7/16 x 31-3/16 x 31-3/16 (722 x 792 x 792)	221 / 207 (100 / 94)	
R2H360GKR	5	60,000	33.0	50	42 x 31-3/16 x 31-3/16 (1067 x 792 x 792)	285 / 273 (129 / 124)	

HC4H3

R-410A Ducted Horizontal Heat Pump ENVIRONMENTALLY SOUND R-410A REFRIGERANT

1½ THRU 5 TONS
208 / 230 Volt, 1-phase

ENERGY EFFICIENCY

- 13 - 14.5 SEER / 10.5 - 12 EER / 7.7 - 8.5 HSPF

SOUND

- Levels as low as 71 dBA

DESIGN FEATURES

- Matched with ducted indoor units
- Ideal for multi-family use
- Small footprint “stackable”
- Weather-resistant cabinet
 - All steel cabinet construction
 - Baked on powder paint
 - Mesh coil guard

RELIABILITY, QUALITY, AND TOUGHNESS

- Scroll compressor
- Factory-supplied filter drier
- Factory installed Crankcase Heater on 2½ through 5 ton models
- High pressure switch
- Low pressure switch
- Accumulator
- Line lengths up to 200 feet (61m) (see Long Line Application Guideline)
- 65 foot (20m) lift (see Long Line Application Guideline)
- Low ambient operation (down to -20°F/-28.9°C) with low ambient accessories
- Installation as close as 6 inches (25mm) from wall

WARRANTY*

- 5 year compressor limited warranty
- 5 year parts limited warranty (including compressor and coil)
 - With timely registration, an additional 5 year parts limited warranty (including compressor and coil)

* For owner occupied, residential applications only. See warranty certificate for complete details and restrictions, including warranty coverage for other applications



Use of the AHRI Certified TM Mark indicates a manufacturer's participation in the program. For verification of certification for individual products, go to www.ahridirectory.org.



This product has been designed and manufactured to meet ENERGY STAR criteria for energy efficiency when matched with appropriate coil components. However, proper refrigerant charge and proper air flow are critical to achieve rated capacity and efficiency. Installation of this product should follow the manufacturer's refrigerant charging and air flow instructions. Failure to confirm proper charge and airflow may reduce energy efficiency and shorten equipment life.

UNIT PERFORMANCE DATA					
Model Number	Voltage	Size (tons)	Nominal Btu/hr	Operating Weight lbs. (kg)	Notes
HC4H318AKA	208/230	1½	18,000	167 (76)	
HC4H324AKA		2	24,000	176 (80)	
HC4H330AKA		2½	30,000	187 (85)	
HC4H336AKA		3	36,000	232 (105)	
HC4H348AKA		4	48,000	278 (126)	
HC4H360AKA		5	60,000	306 (139)	

Accessories

Residential Heat Pumps

TSH5, TXH5, T4H3, NXH5, N4H4, N4H3, R4H4, R4H3 (R-410A Heat Pump)				
Part Number	Description	Model	Used On Size	Notes
NASA00501CH	Crankcase Heater for Scroll Compressor (208/230 V) (factory installed on some models)	N4H4	42, 48	
		N4H3	42	
		T4H3	30, 36, 42	
		TSH5	36, 42	
		TXH5	36, 42	
		NXH5	42	
NASA00601CH	Crankcase Heater for Scroll Compressor (208/230 V) (factory installed on some models)	N4H4	18, 24, 30, 36	
		N4H3	18, 24, 30, 36	
		T4H3	18, 24	
		TSH5	18, 24, 30	
		TXH5	18, 24, 30	
		NXH5	24	
NASA001CH	Crankcase Heater for Scroll Compressor (208/230 V)	R4H3	42, 43, 48, 49, 60, 61	
		R4H4	42, 48, 60	
		NXH5	48, 60	
NASA003CH	Crankcase Heater for Scroll Compressor (208/230 V)	R4H3	18, 19, 24, 25, 30, 36, 37	
		R4H4	18, 24, 30, 36	
		NXH5	18, 30, 36	
NASA003SC	Hard Start Kit	R4H3	18, 24, 30, 36, 42, 48	
		R4H4	ALL	
		NXH5	18, 30, 36	
NASA004SC	Hard Start Kit	R4H3	60	
NASA005SC	Hard Start Kit	N4H3	ALL	
		N4H4	ALL	
		T4H3	ALL	
		TXH5	ALL	
AMF0020TA	Outdoor Thermostat Kit	R4H4	ALL	
NASA404PS	High Pressure Switch	R4H3	ALL	
		R4H4	ALL	
		N4H4	18, 24, 30, 36, 42, 48	
		N4H3		
		NXH5	ALL	
		R4H3	36, 37, 42, 43, 48, 49	
		R4H4		
NASA002SJ	Sound Jacket, Compressor (factory installed on some models)	R4H3 R4H4	18, 19, 24, 25, 30, 31	
NASA003SJ	Sound Jacket, Compressor (factory installed on some models)	N4H4 R4H3 R4H4	60, 61	
TSTAT0101SC	Observer Self™ Configuring Communicating Wall Control	TSH5	ALL	
NAEA40501TX	TXV Kit, R--410A -- 2010 and later Piston Coils	ALL	18, 24, 30	
NAEA40601TX	TXV Kit, R--410A -- 2010 and later Piston Coils	ALL	36, 42	
NAEA40701TX	TXV Kit, R--410A -- 2010 and later Piston Coils	ALL	48, 60	

continued on next page

Accessories

Residential Heat Pumps (continued)

TSH5, TXH5, T4H3, NXH5, N4H3, R4H3, R4H4 (R-410A Heat Pump)				
Part Number	Description	Model	Used On Size	Notes
EBAC05TXVX	TXV Kit, R-410A 2005-2009 R-22 TXV Fancoils (air handlers)	ALL	18, 19, 24, 25, 30, 31	
EBAC06TXVX		ALL	36, 37, 42, 43	
EBAC07TXVX		ALL	48, 49, 60, 61	
NASA001FS	Evaporator Freeze Thermostat		ALL	
NASA001LS	Liquid Line Solenoid Valve, HP, R-22 or R-410A		ALL	
NASA001TD	Time Delay Relay, Indoor Blower		ALL	
NASA001AC	Anti-Cycle Timer (5 minute delay)		ALL	
NASA001SC	Start Component - PTC Device		ALL	
NASA401LA	Low Ambient Pressure Switch		ALL	
NASA00101IK	Low Ambient Isolation Relay Kit		ALL	
NASA001SF	Support Feet, 4" (102mm) tall		ALL	
NASA00106SS	Snow Stand Kit		ALL	

HCH624-60GKA1 (R-410A 2-Stage Communicating Heat Pump)			
Part Number	Description	Used On Model Size	Notes
TSTAT0101SC	Observer Self Configuring Communication Wall Control	ALL	
NASA001LS	Liquid Line Solenoid Valve, R-410A	ALL	
NASA001TD	Time Delay Relay, Indoor Blower	ALL	
NASA001SF	Support Feet, 4" (102mm) tall	ALL	
NASA00106SS	Snow Stand Kit	ALL	
NASA010SC	Hard Start Kit	24	
NASA011SC	Hard Start Kit	36	
NASA012SC	Hard Start Kit	48	
NASA013SC	Hard Start Kit	60	

HCH624-60GKA2/3 (R-410A 2-Stage Communicating Heat Pump)			
Part Number	Description	Used On Model Size	Notes
TSTAT0101SC	Observer Self Configuring Communication Wall Control	ALL	
NASA001LS	Liquid Line Solenoid Valve, R-410A	ALL	
NASA001TD	Time Delay Relay, Indoor Blower	ALL	
NASA001SF	Support Feet, 4" (102mm) tall	ALL	
NASA00106SS	Snow Stand Kit	ALL	
NASA012SC	Hard Start Kit	24, 36	
NASA015SC	Hard Start Kit	48, 60	

HCH924-60GKA1 (R-410A 2-Stage Communicating Heat Pump)			
Part Number	Description	Used On Model Size	Notes
TSTAT0101SC	Observer Self Configuring Communication Wall Control	ALL	
NASA001LS	Liquid Line Solenoid Valve, R-410A	ALL	
NASA001TD	Time Delay Relay, Indoor Blower	ALL	
NASA001SF	Support Feet, 4" (102mm) tall	ALL	
NASA00106SS	Snow Stand Kit	ALL	
NASA010SC	Hard Start Kit	24	
NASA011SC	Hard Start Kit	36	
NASA012SC	Hard Start Kit	48	
NASA013SC	Hard Start Kit	60	

HCH924-60GKA2/3 (R-410A 2-Stage Communicating Heat Pump)			
Part Number	Description	Used On Model Size	Notes
TSTAT0101SC	Observer Self Configuring Communication Wall Control	ALL	
NASA401LS	Liquid Line Solenoid Valve, R-410A	ALL	
NASA001TD	Time Delay Relay, Indoor Blower	ALL	
NASA001SF	Support Feet, 4" (102mm) tall	ALL	
NASA00106SS	Snow Stand Kit	ALL	
NASA012SC	Hard Start Kit	24, 36	
NASA015SC	Hard Start Kit	48, 60	
NASA001FS	Evaporator Freeze Thermostat	ALL	
NASA00101IK	Isolation Relay Kit	ALL	
NASA401LA	Low Ambient Pressure Kit	ALL	

**SOME MODELS MAY BE FACTORY INSTALLED.
REFER TO PRODUCT SPECIFICATIONS FOR EXACT ACCESSORY MATCH.**

Accessories

Residential Heat Pump Component

R2H3**GKR (Factory charged with dry nitrogen holding charge - for use with R-22 refrigerant)			
Part Number	Description	Used On Model Size	Notes
NASA001CH	Crankcase Heater for Compressor	30, 36, 42, 48, 60	
NASA003CH	Crankcase Heater for Compressor	18, 24	
NASA003SC	Hard Start Kit	18, 24, 30, 36, 42, 48	
NASA004SC	Hard Start Kit	60	
NASA001SJ	Sound Jacket, Compressor (factory installed on some models)	36, 42, 48	
NASA002SJ	Sound Jacket, Compressor (factory installed on some models)	18, 24, 30	
NASA003SJ	Sound Jacket, Compressor (factory installed on some models)	60	
AMF153TKB	TXV Kit, R-22 (converts R-22 piston coils to R-22 TXV)	18, 24, 30, 36	
AMF355TKB	TXV Kit, R-22 (converts R-22 piston coils to R-22 TXV)	42, 48, 60	
NASA001SC	Start Component - PTC Device	ALL	
NASA001FS	Evaporator Freeze Thermostat	ALL	
NASA202PS	High Pressure Switch*	ALL	
NASA204PS	High Pressure Switch*	ALL	
NASA001LS	Liquid Line Solenoid Valve	ALL	
NASA001TD	Time Delay Relay, Indoor Blower	ALL	
NASA001AC	Anti-Cycle Timer (5 minute delay)	ALL	
NASA201LA	Low Ambient Pressure Switch	ALL	
NASA001SF	Support Feet, 4" (102mm) tall	ALL	

* Dual Fuel applications require High Pressure Switch

REFER TO PRODUCT SPECIFICATIONS FOR EXACT ACCESSORY MATCH.

Accessories

Residential Ducted Horizontal Heat Pumps

HC4H3 (R-410A Heat Pump)			
Part Number	Description	Used On Model Size	Notes
AMF002OTA	OUTDOOR TSTAT KIT	All	
NASA001TD	TIME DELAY KIT	All	
EBAC05TXVX	TXV KIT, R-410A 2005-2009 R-22 TXV Fan coils (air handlers)	18, 24, 30	
EBAC06TXVX		36	
EBAC07TXVX		48	
EBAC08TXVX		60	
NAEA40501TX	TXV KIT, R-410A 2010 and later Piston coils	18, 24, 30	
NAEA40601TX		36	
NAEA40701TX		48	
NASA402LA	LOW AMBIENT KIT	All	
NASA001FS	FRZ THERM KIT	All	
NASA001CH	CRANKCASE HEATER KIT	48*, 60*	
NASA002CH	CRANKCASE HEATER KIT	-	
NASA003CH	CRANKCASE HEATER KIT	18, 24, 30*, 36*	
NASA004CH	CRANKCASE HEATER KIT	-	
NASA001SJ	SOUND JACKET KIT	48, 60	
NASA002SJ	SOUND JACKET KIT	18, 24, 30, 36	
NASA001LS	SOL VALVE KIT	All	
NASA001SC	PTC KIT		
NASA003SC	HARD START KIT	All	
NASA001AC	CYCLE PROTECTOR KIT	All	
NASA00101WB	WIND BAFFLE KIT	18	
NASA00201WB	WIND BAFFLE KIT	24	
NASA00301WB	WIND BAFFLE KIT	30, 36	
NASA00401WB	WIND BAFFLE KIT	48, 60	
NASA00101WM	WALL MOUNT KIT	18, 24	
NASA00201WM	WALL MOUNT KIT	30, 36, 48, 60	

*Factory Installed

REFER TO PRODUCT SPECIFICATIONS FOR EXACT ACCESSORY MATCH.

FAN COILS & COILS

FCM4X

FAN COILS WITH OBSERVER® COMMUNICATING CONTROL

Smart Diagnostics

Easier troubleshooting, providing faster service and repair

- 2, 3, 4, and 5 Tons
- Multi-position installation
- Communicating, self configuring when used with Observer Communicating Wall Control
- Bi-flow hard-shutoff R-410A TXV metering device
- HUD approved for manufactured housing
- Sweat connections
- Primary and secondary brass drain connections
- Energy efficient variable speed ECM Motor
- Ultra-low power consumption during fan only operation
- High duct static capability
- Pre-painted galvanized sheet metal cabinet insulation with vapor barrier
- Cabinet construction designed to prevent cabinet sweating
- Meets requirements of a 2% cabinet leakage rate when tested at 1.0 in. w.c. of static pressure.
- Modular cabinet on 5 ton model
- 208/230-1-60 supply voltage
- Multiple electrical entry for application flexibility
- Low voltage terminal strip
- Easy plug connection provided for quick installation of accessory heater packages
- Factory supplied washable filter easily removed - no tools required



TSTAT0101SC
Recommended
(sold separately)



Use of the AHRI Certified TM Mark indicates a manufacturer's participation in the program. For verification of certification for individual products, go to www.ahridirectory.org.

WARRANTY*

- 10 year No Hassle Replacement™ limited warranty
- 5 year parts limited warranty
- With timely registration, an additional 5 year parts limited warranty

* For owner occupied, residential applications only. See warranty certificate for complete details and restrictions, including warranty coverage for other applications

UNIT PERFORMANCE DATA							
Model Number	Size (tons)	Nominal Btu/hr	CFM (L/s)	Operating Dimensions height x width x depth in. (mm)	Filter Size in. (mm)	Ship Weight lbs. (kg)	Notes
FCM4X2400A	2	24,000	800 (378)	42-11/16 x 17-5/8 x 22-1/16 (1084 x 448 x 560)	16-3/8 x 21-1/2 (416 x 546)	135 (61)	
FCM4X2400AL							
FCM4X2400AT							
FCM4X3600A	3	36,000	1200 (566)	53-7/16 x 21-1/8 x 22-1/16 (1357 x 537 x 560)	19-7/8 x 21-1/2 (505 x 546)	150 (68)	
FCM4X3600AL							
FCM4X3600AT							
FCM4X4800A	4	48,000	1600 (755)	53-7/16 x 21-1/8 x 22-1/16 (1357 x 537 x 560)	19-7/8 x 21-1/2 (505 x 546)	172 (78)	
FCM4X4800AL							
FCM4X4800AT							
FCM4X6000A	5	60,000	1750 (826)	59-3/16 x 24-11/16 x 22-1/16 (1503 x 627 x 560)	23-5/16 x 21-1/2 (592 x 546)	207 (94)	
FCM4X6000AL							
FCM4X6000AT							

** A = Copper Tube, Aluminum Fin Evaporator Coil
 AL = Aluminum Tube, Aluminum Fin Evaporator Coil
 AT = Tin Coated Copper Tube, Aluminum Fin Evaporator Coil

VARIABLE SPEED FAN COILS

- 2, 3, 4, and 5 Tons
- Supports two-stage outdoor units
- Available for Environmentally Sound R-410A systems
- Bolt-on, hard shut-off TXV metering device factory installed on all models
- Sweat connections
- Primary and secondary drain fittings with brass inserts
- Time delay relay (TDR)
- Field installed heater packages from 5 kW – 30 kW available separately
- HUD approved for manufactured housing
- 208/230-1-60 supply voltage
- Multiposition installation – upflow or horizontal left standard, horizontal right with minor modification (field convertible to downflow with accessory kits)
- Filter (washable) factory supplied
- Heat staging option
- Dehumidification function with standardized logic
- 1 inch (25mm) thick insulation with R value of 4.2



PERFORMANCE

- Variable speed ECM motor on all models
- Adjustable cooling and heating ON/OFF delay
- Heat Pump Comfort option to provide higher than normal heating air delivery temperature
- Units tested and certified by manufacturer to achieve a 2% or less leakage rate at 1.0 inch water column

EASY TO INSTALL AND SERVICE

- Multiple electrical entry locations
- TXV and manifold positioned to the side for easier cleaning
- Zero clearance without heaters

WARRANTY*

- 10 year No Hassle Replacement™ limited warranty
- 5 year parts limited warranty
 - With timely registration, an additional 5 year parts limited warranty

* For owner occupied, residential applications only. See warranty certificate for complete details and restrictions, including warranty coverage for other applications



Use of the AHRI Certified TM Mark indicates a manufacturer's participation in the program. For verification of certification for individual products, go to www.ahridirectory.org.

UNIT PERFORMANCE DATA								
Model Number	Size (tons)	Nominal Btu/hr	CFM (L/s) Range		Operating Dimensions height x width x depth in. (mm)	Filter Size in. (mm)	Unit Ship Weight lbs. (kg)	Notes
			Low	High				
FVM4X2400B	2	24,000	350 (165)	1200 (566)	42-11/16 x 17-5/8 x 22-1/16 (1084 x 448 x 560)	16-3/8 x 21-1/2 (416 x 546)	135 (61)	
FVM4X2400BL								
FVM4X2400BT								
FVM4X3600B	3	36,000	415 (196)	1400 (661)	53-7/16 x 21-1/8 x 22-1/16 (1357 x 537 x 560)	19-7/8 x 21-1/2 (505 x 546)	150 (68)	
FVM4X3600BL								
FVM4X3600BT								
FVM4X4800B	4	48,000	425 (201)	1600 (755)	53-7/16 x 21-1/8 x 22-1/16 (1357 x 537 x 560)	19-7/8 x 21-1/2 (505 x 546)	172 (78)	
FVM4X4800BL								
FVM4X4800BT								
FVM4X6000B	5	60,000	540 (255)	2000 (944)	59-3/16 x 24-11/16 x 22-1/16 (1503 x 627 x 560)	23-5/16 x 21-1/2 (592 x 546)	207 (94)	
FVM4X6000BL								
FVM4X6000BT								

B = Copper Tube, Aluminum Fin Evaporator Coil

BL = Aluminum Tube, Aluminum Fin Evaporator Coil

BT = Tin Coated Copper Tube, Aluminum Fin Evaporator Coil

Specifications subject to change without notice.

FAN COILS

1½ THRU 5 TONS

ENVIRONMENTALLY SOUND R-410A SYSTEMS

- TXV metering device factory installed
- ECM 5-speed motor
- Sweat connections
- Primary and secondary drain fittings with brass inserts
- 3 amp automotive type fuse in wire harness
- Multiple electrical entry locations
- Time delay relay (TDR) programmed in motor
- Field installed heater packages from 5 kW – 30 kW available separately
- HUD approved for manufactured housing
- 208/230–1–60 supply voltage
- Units tested and certified by manufacturer to achieve a 2% or less leakage rate at 1.0 inch water column
- 1 inch thick insulation with R value of 4.2
- Multiposition installation – upflow or horizontal left standard, horizontal right with minor modification (field convertible to downflow with available accessory kit)
- No Heat (Plug) Kit factory installed
- Filter (washable) factory supplied



Use of the AHRI Certified TM Mark indicates a manufacturer's participation in the program. For verification of certification for individual products, go to www.ahridirectory.org.

WARRANTY*

- 5 year No Hassle Replacement™ limited warranty
- 5 year parts limited warranty
 - With timely registration, an additional 5 year parts limited warranty

* For owner occupied, residential applications only. See warranty certificate for complete details and restrictions, including warranty coverage for other applications

UNIT PERFORMANCE DATA							
Model Number	Size (tons)	Nominal Btu/hr	Nominal CFM (L/s)	Dimensions Height x Width x depth in. (mm)	Filter Size in. (mm)	Ship Weight lbs. (kg)	Notes
FXM4X1800A	1½	18,000	600 (283)	49-5/8 x 17-5/8 x 22-1/16 (1261 x 448 x 560)	16-3/8 x 21-1/2 (416 x 546)	122 (55)	
FXM4X1800AL							
FXM4X1800AT							
FXM4X2400A	2	24,000	800 (378)	49-5/8 x 17-5/8 x 22-1/16 (1261 x 448 x 560)	16-3/8 x 21-1/2 (416 x 546)	122 (55)	
FXM4X2400AL							
FXM4X2400AT							
FXM4X3000A	2½	30,000	1000 (472)	53-7/16 x 21-1/8 x 22-1/16 (1357 x 537 x 560)	19-7/8 x 21-1/2 (505 x 546)	146 (66)	
FXM4X3000AL							
FXM4X3000AT							
FXM4X3600A	3	36,000	1200 (566)	49-5/8 x 21-1/8 x 22-1/16 (1261 x 537 x 560)	19-7/8 x 21-1/2 (505 x 546)	157 (71)	
FXM4X3600AL							
FXM4X3600AT							
FXM4X4200A	3½	42,000	1400 (661)	49-5/8 x 21-1/8 x 22-1/16 (1261 x 537 x 560)	19-7/8 x 21-1/2 (505 x 546)	157 (71)	
FXM4X4200AL							
FXM4X4200AT							
FXM4X4800A	4	48,000	1600 (755)	53-7/16 x 24-11/16 x 22-1/16 (1357 x 627 x 560)	23-5/16 x 21-1/2 (592 x 546)	185 (84)	
FXM4X4800AL							
FXM4X4800AT							
FXM4X6000A	5	60,000	2000 (944)	59-3/16 x 24-11/16 x 22-1/16 (1503 x 627 x 560)	23-5/16 x 21-1/2 (592 x 546)	201 (91)	
FXM4X6000AL							
FXM4X6000AT							

A = Copper Tube, Aluminum Fin Evaporator Coil

AL = Aluminum Tube, Aluminum Fin Evaporator Coil

AT = Tin Coated Copper Tube, Aluminum Fin Evaporator Coil

Specifications subject to change without notice.

FEM4X-B

FAN COILS

1½ THRU 5 TONS

ENVIRONMENTALLY SOUND R-410A SYSTEMS

- 1-1/2 thru 5 tons
- Available for environmentally sound R-410A systems
- Factory installed TXV metering device
- Sweat connections
- Primary and secondary drain fittings with brass inserts
- Multiple electrical entry locations
- Time delay relay (TDR)
- Field installed heater packages from 5 kW - 30 kW available separately
- HUD approved for manufactured housing
- 208/230-1-60 supply voltage
- Units tested and certified by manufacturer to achieve a 2% or less leakage rate at 1.0 inch water column
- 1 inch thick insulation with R value of 4.2
- Filter (washable) available as accessory
- ECM 5-speed motor
- Multiposition installation - upflow or horizontal left standard, horizontal right with minor modification (field convertible to downflow with available accessory kit)
- Low voltage circuit protective fuse (3amp) inline on wire harness
- No Heat (Plug) Kit factory installed



Use of the AHRI Certified TM Mark indicates a manufacturer's participation in the program. For verification of certification for individual products, go to www.ahridirectory.org.

WARRANTY*

- 1 year No Hassle Replacement™ limited warranty
- 5 year parts limited warranty
 - With timely registration, an additional 5 year parts limited warranty

* For owner occupied, residential applications only. See warranty certificate for complete details and restrictions, including warranty coverage for other applications

UNIT PERFORMANCE DATA

Model Number	Size (tons)	Nominal CFM (L/s)	Dimensions Height x Width x depth in. (mm)	Filter Size in. (mm)	Ship Weight lbs. (kg)	Notes
FEM4X1800B	1½	600 (283)	42-11/16 x 14-5/16 x 22-1/16 (1084 x 364 x 560)	13 x 21-1/2 (330 x 546)	112 (51)	
FEM4X1800BL						
FEM4X1800BT						
FEM4X2400B	2	800 (378)	42-11/16 x 14-5/16 x 22-1/16 (1084 x 364 x 560)	13 x 21-1/2 (330 x 546)	112 (51)	
FEM4X2400BL						
FEM4X2400BT						
FEM4X3000B	2½	1000 (472)	49-5/8 x 17-5/8 x 22-1/16 (1261 x 448 x 560)	16-3/8 x 21-1/2 (416 x 546)	122 (55)	
FEM4X3000BL						
FEM4X3000BT						
FEM4X3600B	3	1200 (566)	49-5/8 x 17-5/8 x 22-1/16 (1261 x 448 x 560)	16-3/8 x 21-1/2 (416 x 546)	122 (55)	
FEM4X3600BL						
FEM4X3600BT						
FEM4X4200B	3½	1400 (661)	49-5/8 x 21-1/8 x 22-1/16 (1261 x 537 x 560)	19-7/8 x 21-1/2 (505 x 546)	157 (71)	
FEM4X4200BL						
FEM4X4200BT						
FEM4X4800B	4	1600 (755)	49-5/8 x 21-1/8 x 22-1/16 (1261 x 537 x 560)	19-7/8 x 21-1/2 (505 x 546)	157 (71)	
FEM4X4800BL						
FEM4X4800BT						
FEM4X6000B	5	1750 (826)	53-7/16 x 21-1/8 x 22-1/16 (1357 x 537 x 560)	19-7/8 x 21-1/2 (505 x 546)	175 (79)	
FEM4X6000BL						
FEM4X6000BT						

B = Copper Tube, Aluminum Fin Evaporator Coil

BL = Aluminum Tube, Aluminum Fin Evaporator Coil

BT = Tin Coated Copper Tube, Aluminum Fin Evaporator Coil

Specifications subject to change without notice.

FEM4P

FAN COILS

1½ THRU 4 TONS

ENVIRONMENTALLY SOUND R-410A SYSTEMS

- Factory installed piston metering device with Teflon ring
- ECM, 5-speed motor
- Sweat connections
- Primary and secondary drain fittings with brass inserts
- Low voltage circuit protective fuse (3 amp) inline on wire harness
- Multiple electrical entry locations
- Time delay relay (TDR)
- Field installed heater packages from 5 kW – 30 kW available separately
- 208/230–1–60 supply voltage
- Units tested and certified by manufacturer to achieve a 2% or less leakage rate at 1.0 inch water column
- 1 inch thick insulation with R value of 4.2
- Multiposition installation – upflow or horizontal left standard, horizontal right with minor modification (field convertible to downflow with available accessory kit)
- No Heat (Plug) Kit factory installed
- Filter (washable) available as accessory
- HUD approved for manufactured housing



Use of the AHRI Certified TM Mark indicates a manufacturer's participation in the program. For verification of certification for individual products, go to www.ahridirectory.org.

WARRANTY*

- 1 year No Hassle Replacement™ limited warranty
- 5 year parts limited warranty
- With timely registration, an additional 5 year parts limited warranty

* For owner occupied, residential applications only. See warranty certificate for complete details and restrictions, including warranty coverage for other applications

UNIT PERFORMANCE DATA

Model Number	Size (tons)	Nominal CFM (L/s)	Dimensions Height x Width x depth in. (mm)	Filter Size in. (mm)	Ship Weight lbs. (kg)	Notes
FEM4P1800A	1½	600 (283)	42-11/16 x 14-5/16 x 22-1/16 (1084 x 364 x 560)	13 x 21-1/2 (330 x 546)	112 (51)	
FEM4P1800AL						
FEM4P1800AT						
FEM4P2400A	2	800 (378)	42-11/16 x 14-5/16 x 22-1/16 (1084 x 364 x 560)	13 x 21-1/2 (330 x 546)	112 (51)	
FEM4P2400AL						
FEM4P2400AT						
FEM4P3000A	2½	1000 (472)	49-5/8 x 17-5/8 x 22-1/16 (1261 x 448 x 560)	16-3/8 x 21-1/2 (416 x 546)	122 (55)	
FEM4P3000AL						
FEM4P3000AT						
FEM4P3600A	3	1200 (566)	49-5/8 x 17-5/8 x 22-1/16 (1261 x 448 x 560)	16-3/8 x 21-1/2 (416 x 546)	122 (55)	
FEM4P3600AL						
FEM4P3600AT						
FEM4P4200A	3½	1400 (661)	49-5/8 x 21-1/8 x 22-1/16 (1261 x 537 x 560)	19-7/8 x 21-1/2 (505 x 546)	157 (71)	
FEM4P4200AL						
FEM4P4200AT						
FEM4P4800A	4	1600 (755)	49-5/8 x 21-1/8 x 22-1/16 (1261 x 537 x 560)	19-7/8 x 21-1/2 (505 x 546)	157 (71)	
FEM4P4800AL						
FEM4P4800AT						

A = Copper Tube, Aluminum Fin Evaporator Coil

AL = Aluminum Tube, Aluminum Fin Evaporator Coil

AT = Tin Coated Copper Tube, Aluminum Fin Evaporator Coil

Specifications subject to change without notice.

FSM4P

FAN COILS

1½ THRU 4 TONS

ENVIRONMENTALLY SOUND R-410A SYSTEMS

- Factory installed piston metering device with Teflon ring
- PSC two-speed motor
- Sweat connections
- Primary and secondary drain fittings with brass inserts
- Printed circuit board (PCB) with low voltage circuit protective fuse (5 amp)
- Multiple electrical entry locations
- Time delay relay (TDR)
- Field installed heater packages from 5 kW – 30 kW available separately
- 208/230–1–60 supply voltage
- Units tested and certified by manufacturer to achieve a 2% or less leakage rate at 1.0 inch water column
- 1 inch thick insulation with R value of 4.2
- Multiposition installation – upflow or horizontal left standard, horizontal right with minor modification (field convertible to downflow with available accessory kit)
- No Heat (Plug) Kit factory installed
- Filter (washable) available as accessory
- HUD approved for manufactured housing



Use of the AHRI Certified TM Mark indicates a manufacturer's participation in the program. For verification of certification for individual products, go to www.ahridirectory.org.

WARRANTY*

- 5 year parts limited warranty
- With timely registration, an additional 5 year parts limited warranty

* For owner occupied, residential applications only. See warranty certificate for complete details and restrictions, including warranty coverage for other applications

UNIT PERFORMANCE DATA

Model Number	Size (tons)	Nominal CFM (L/s)	Dimensions Height x Width x depth in. (mm)	Filter Size in. (mm)	Ship Weight lbs. (kg)	Notes
FSM4P1800A	1½	600 (283)	47-5/8 x 17-5/8 x 22-1/16 (1210 x 448 x 560)	16-3/8 x 21-1/2 (416 x 546)	117 (53)	
FSM4P1800AL						
FSM4P1800AT						
FSM4P2400A	2	800 (378)	49-5/8 x 17-5/8 x 22-1/16 (1261 x 448 x 560)	16-3/8 x 21-1/2 (416 x 546)	128 (58)	
FSM4P2400AL						
FSM4P2400AT						
FSM4P3000A	2½	1000 (472)	53-7/16 x 21-1/8 x 22-1/16 (1357 x 537 x 560)	19-7/8 x 21-1/2 (505 x 546)	145 (66)	
FSM4P3000AL						
FSM4P3000AT						
FSM4P3600A	3	1200 (566)	53-7/16 x 21-1/8 x 22-1/16 (1357 x 537 x 560)	19-7/8 x 21-1/2 (505 x 546)	148 (67)	
FSM4P3600AL						
FSM4P3600AT						
FSM4P4200A	3½	1400 (661)	49-5/8 x 21-1/8 x 22-1/16 (1261 x 537 x 560)	19-7/8 x 21-1/2 (505 x 546)	156 (71)	
FSM4P4200AL						
FSM4P4200AT						
FSM4P4800A	4	1600 (755)	53-7/16 x 24-11/16 x 22-1/16 (1357 x 627 x 560)	23-5/16 x 21-1/2 (592 x 546)	182 (83)	
FSM4P4800AL						
FSM4P4800AT						

A = Copper Tube, Aluminum Fin Evaporator Coil

AL = Aluminum Tube, Aluminum Fin Evaporator Coil

AT = Tin Coated Copper Tube, Aluminum Fin Evaporator Coil

Specifications subject to change without notice.

FSM4X

HIGH EFFICIENCY FAN COILS

**MULTIPOSITION INSTALLATION – UPFLOW OR HORIZONTAL LEFT STANDARD,
HORIZONTAL RIGHT WITH MINOR MODIFICATION**

(Field convertible to downflow with available accessory kit)

5 TON

ENVIRONMENTALLY SOUND R-410A SYSTEMS

FEATURES

- PSC 3-speed motor
- TXV metering device factory installed
- Sweat connections
- Primary and secondary drain fittings with brass inserts
- 5 amp automotive type fuse on control board
- Multiple electrical entry locations
- Time delay relay (TDR)
- Air filter (washable) factory supplied
- Field installed heater packages from 5 kW – 30 kW available separately
- Units tested and certified by manufacturer to achieve a 2% or less leakage rate at 1.0 inch water column
- 1 inch thick insulation with R value of 4.2
- HUD approved for manufactured housing
- 208/230–1–60 supply voltage

WARRANTY*

- 5 year parts limited warranty
- With timely registration, an additional 5 year parts limited warranty

* For owner occupied, residential applications only. See warranty certificate for complete details and restrictions, including warranty coverage for other applications



Use of the AHRI Certified TM Mark indicates a manufacturer's participation in the program. For verification of certification for individual products, go to www.ahridirectory.org.

UNIT PERFORMANCE DATA

Model Number	Size (tons)	Nominal CFM (L/s)	Motor HP	Operating Dimensions height x width x depth inches (mm)	Filter Size inches (mm)	Ship Weight lbs. (kg)	Notes
FSM4X6000A	5	2000 (944)	3/4	59-3/16 x 24-11/16 x 22-1/8 (1503 x 627 x 562)	23-5/8 x 21-1/2 (600 x 546)	201 (91)	
FSM4X6000AL							
FSM4X6000AT							

A = Copper Tube, Aluminum Fin Evaporator Coil

AL = Aluminum Tube, Aluminum Fin Evaporator Coil

AT = Tin Coated Copper Tube, Aluminum Fin Evaporator Coil

FMA4X, FMA4P

APARTMENT FAN COILS

ALL MODELS

- 1-1/2, 2, 2-1/2, and 3 Tons
- Upflow application only
- Accessory field-installed electric heat kits available in 5, 7.5, or 10 kW
- 208/230-1-60 supply voltage
- Front return convertible to bottom return
- Cabinet exterior is galvanized sheet metal
- Fully insulated for conditioned space (not to be installed in unconditioned spaces)

FMA4P

- For use with R-410A refrigerant or R-22 with accessory R-22 TXV

FMA4X

- R-410A refrigerant TXV standard or R-22 with accessory R-22 TXV

PERFORMANCE

- PSC motor on all FMA4P
- ECM motor on all FMA4X
- Motor suspended on rubber grommets for quieter operation
- Fresh air intake holes (capped from factory)

EASY TO INSTALL AND SERVICE

- Units fits between standard stud spacings
- All service access is located in the front
- Primary and secondary drain connections exit from the bottom
- No return-air ductwork required in specific applications
- Wall hanging brackets included with the unit

WARRANTY*

- 5 year parts limited warranty
- * For owner occupied, residential applications only. See warranty certificate for complete details and restrictions, including warranty coverage for other applications.



Use of the AHRI Certified TM Mark indicates a manufacturer's participation in the program. For verification of certification for individual products, go to www.ahridirectory.org.

UNIT PERFORMANCE DATA								
Model	Nominal BTU	Size (tons)	Nominal CFM(L/s)		Operating Dimensions height x width x depth in (mm)	Filter Size in(mm)	Ship Weight lbs. (kg)	Notes
FMA4P	18,000	1-1/2	450(212)	675(319)	36-1/2 x 20-1/2 x 15 (928 x 521 x 381)	16 x 20 (406 x 508)	99 (45)	
	24,000	2	600(283)	900(425)				
	30,000	2-1/2	750(354)	1125(531)	39-1/2 x 22 x 19 (1004 x 559 x 483)	20 x 20 (508 x 508)	121 (55)	
	36,000	3	900(425)	1350(637)			121 (55)	
FMA4X	18,000	1-1/2	450(212)	675(319)	36-1/2 x 20-1/2 x 15 (928 x 521 x 381)	16 x 20 (406 x 508)	99 (45)	
	24,000	2	600(283)	900(425)				
	30,000	2-1/2	750(354)	1125(531)	39-1/2 x 22 x 19 (1004 x 559 x 483)	20 x 20 (508 x 508)	121 (55)	
	36,000	3	900(425)	1350(637)			121 (55)	

FMU4X, FMU4P, FMC4X, FMC4P

HORIZONTAL FAN COILS

1½ THRU 3 TONS

- FMU4P and FMC4P 1-1/2, 2, 2-1/2, and 3 Tons
- FMU4X and FMC4X 1-1/2, 2 and 2-1/2 Tons

ALL MODELS

- Horizontal application only
- For use with R-410A refrigerant or R-22 with accessory TXV
- Accessory field-installed electric heat kits available in 5, 7.5, or 10 kW
- 40 VA 208/230-1-60 supply voltage
- FMU4P & FMC4P use R-410A piston metering device
- FMU4X & FMC4X use R-410A TXV metering device
- R-22 capable with accessory R-22 TXV

FMC4X & FMC4P

- Horizontal return applications require field fabricated bottom cover
- Cabinets meet the requirement of 2% cabinet leakage rate at 1-in w.c. of static pressure
- Cabinets constructed to prevent cabinet sweating
- Refrigerant lines and electrical connections can be run out the back or side of casing
- Primary and secondary drain connections exit from the back or side of the cabinet.

PERFORMANCE

- PSC motor on all models

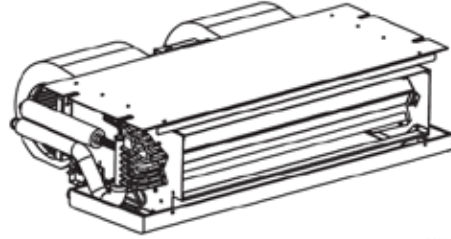
EASY TO INSTALL AND SERVICE

- A-coil design for maximum surface area
- Multiple electrical, refrigerant lineset and drain line entry for application flexibility
- Primary and secondary drain connections exit from the back or side of the cabinet.
- Supports furred-down ceiling open return and ducted return applications
- Sweat connections for long term reliability
- Grooved copper tube / aluminum fin coils

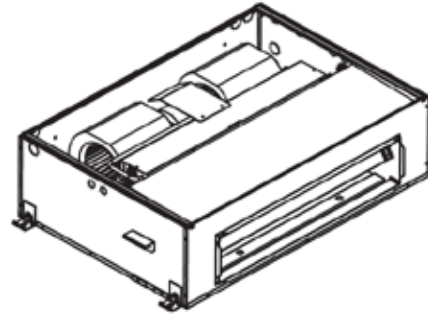
WARRANTY*

- 5 year parts limited warranty

* For owner occupied, residential applications only. See warranty certificate for complete details and restrictions, including warranty coverage for other applications



FMU4X & FMU4P – Uncased Horizontal Fan Coil (FMU4P model shown)



FMC4X & FMC4P – Cased Horizontal Fan Coil (Unit pictured upside down)



Use of the AHRI Certified TM Mark indicates a manufacturer's participation in the program. For verification of certification for individual products, go to www.ahridirectory.org.



UNIT PERFORMANCE DATA

Model Number	Size (tons)	Nominal CFM(L/s)	Operating Dimensions height x width x depth in (mm)	Ship Weight lbs. (kg)	Notes
UNCASED					
FMU4P1800	1-1/2	600(283)	10-1/4 x 37-1/4 x 26-3/8 (260 x 946 x 670)	75(34)	
FMU4P2400	2	800(378)		75(34)	
FMU4P3000	2-1/2	1000(472)	10-1/4 x 49-1/4 x 26-3/8 (260 x 1251 x 670)	93(42)	
FMU4P3600	3*	1200(566)		93(42)	
FMU4X1800	1-1/2	600(283)	10-1/4 x 37-1/4 x 26-3/8 (260 x 946 x 670)	75(34)	
FMU4X2400	2	800(378)		75(34)	
FMU4X3000	2-1/2	1000(472)	10-1/4 x 49-1/4 x 26-3/8 (260 x 1251 x 670)	93(42)	
FMU4X3600	3*	1200(566)		93(42)	
CASED					
FMC4P1800	1-1/2	600(283)	11 x 39-3/4 x 27-3/4 (282 x 1010 x 704)	109 (49)	
FMC4P2400	2	800(378)		109 (49)	
FMC4P3000	2-1/2	1000(472)	11 x 51-3/4 x 27-3/4 (282 x 1315 x 704)	135 (61)	
FMC4P3600	3*	1200(566)		135 (61)	
FMC4X1800	1-1/2	600(283)	11 x 39-3/4 x 27-3/4 (282 x 1010 x 704)	109 (49)	
FMC4X2400	2	800(378)		109 (49)	
FMC4X3000	2-1/2	1000(472)	11 x 51-3/4 x 27-3/4 (282 x 1315 x 704)	135 (61)	
FMC4X3600	3*	1200(566)		135 (61)	

* 3600 size in FMU4P and FMC4P product only

Specifications subject to change without notice.

MULTI-POSITION EVAPORATOR COILS CASED A-COILS

1-1/2 THRU 5 TONS

- Bolt-on TXV metering device factory installed on all models (equalizer tube brazed in)
- TXV and manifold positioned to the side for easier cleaning
- Innovative drain pan design for complete water removal
- Two condensate drain connections (additional two for horizontal installation)
- 2-piece delta plate for easier removal and cleaning
- Cabinet widths match flush with ICP gas furnaces
- Hemmed flanges for safer handling
- Foil faced insulation
- Non-sweat cabinet, even at extreme conditions
- Cabinets meet or exceed 2% air leakage codes
- Sturdy, 22 gauge, pre-painted steel cabinet
- Multiposition installation - upflow, downflow, or horizontal
- Available for R-410A
- One or two UV light knock-outs provided on cabinet (depending on size)
- Aluminum main tubing and aluminum fins (copper stubs for field connection)



Use of the AHRI Certified TM Mark indicates a manufacturer's participation in the program. For verification of certification for individual products, go to www.ahridirectory.org.

WARRANTY*

- 5 year parts limited warranty
 - With timely registration, an additional 5 year parts limited warranty

* For owner occupied, residential applications only. See warranty certificate for complete details and restrictions, including warranty coverage for other applications

UNIT PERFORMANCE DATA			
Model Number	Size (tons)	Dimensions H x W x D inches (mm)	Notes
EAM4X18L14A	1-1/2	25-13/16 x 14-3/16 x 20-5/8 (659 x 361 x 524)	
EAM4X24L14A	2	25-13/16 x 14-3/16 x 20-5/8 (659 x 361 x 524)	
EAM4X24L17A		25-13/16 x 17-1/2 x 20-5/8 (659 x 445 x 524)	
EAM4X30L14A	2-1/2	25-13/16 x 14-3/16 x 20-5/8 (659 x 361 x 524)	
EAM4X30L17A		25-13/16 x 17-1/2 x 20-5/8 (659 x 445 x 524)	
EAM4X36L14A	3	25-13/16 x 14-3/16 x 20-5/8 (659 x 361 x 524)	
EAM4X36L17A		29-3/4 x 17-1/2 x 20-5/8 (757 x 445 x 524)	
EAM4X36L21A		29-3/4 x 21 x 20-5/8 (757 x 533 x 524)	
EAM4X42L21A	3-1/2	29-3/4 x 21 x 20-5/8 (757 x 533 x 524)	
EAM4X42L24A		29-3/4 x 24-1/2 x 20-5/8 (757 x 622 x 524)	
EAM4X48L17A	4	35 x 17-1/2 x 20-5/8 (889 x 445 x 524)	
EAM4X48L21A		29-3/4 x 21 x 20-5/8 (757 x 622 x 524)	
EAM4X48L24A		29-3/4 x 24-1/2 x 20-5/8 (757 x 622 x 524)	
EAM4X60L21A	5	35 x 21 x 20-5/8 (889 x 622 x 524)	
EAM4X60L24A		35 x 24-1/2 x 20-5/8 (889 x 622 x 524)	

Specifications subject to change without notice.

VERTICAL EVAPORATOR COILS CASED N-COILS

1½ THRU 5 TONS

ENVIRONMENTALLY SOUND R-410A SYSTEMS

- Bolt-on TXV metering device factory installed on all models (equalizer tube brazed in)
- Two condensate drain connections
- Cabinet widths match flush with ICP 14-3/16", 17-1/2", 21" and 24-1/2" gas furnace cabinets (field fabricated transitions required to match other ICP furnace models)
- Removable front access panel
- Hemmed flanges for safer handling
- Foil faced insulation
- Non-sweat cabinet, even at extreme conditions
- Cabinets meet or exceed 2% air leakage codes
- Sturdy, pre-painted steel cabinet
- Upflow or downflow installation
- Compact design, shorter than comparable A-coils
- Aluminum main tubing and aluminum fins (copper stubs for field connection)

WARRANTY*

- 5 year parts limited warranty
 - With timely registration, an additional 5 year parts limited warranty
- * For owner occupied, residential applications only. See warranty certificate for complete details and restrictions, including warranty coverage for other applications



Use of the AHRI Certified TM Mark indicates a manufacturer's participation in the program. For verification of certification for individual products, go to www.ahridirectory.org.

UNIT PERFORMANCE DATA			
Model Number	Size (tons)	Dimensions H x W x D inches (mm)	Notes
END4X18L14A	1-1/2	12-5/8 x 14-3/16 x 21 (321 x 360 x 533)	
END4X19L17A		17 x 17-1/2 x 21 (432 x 445 x 533)	
END4X24L14A	2	14-5/8 x 14-3/16 x 21 (372 x 360 x 533)	
END4X24L17A		14-5/8 x 17-1/2 x 21 (372 x 445 x 533)	
END4X30L14A	2-1/2	17 x 14-3/16 x 21 (432 x 360 x 533)	
END4X30L17A		17 x 17-1/2 x 21 (432 x 445 x 533)	
END4X31L17A		23-1/4 x 17-1/2 x 21 (591 x 445 x 533)	
END4X36L17A	3	17 x 17-1/2 x 21 (432 x 445 x 533)	
END4X36L21A		17 x 21 x 21 (432 x 533 x 533)	

UNIT PERFORMANCE DATA			
Model Number	Size (tons)	Dimensions H x W x D inches (mm)	Notes
END4X37L17A	3	27-3/16 x 17-1/2 x 21 (691 x 445 x 533)	
END4X42L17A	3-1/2	21-1/8 x 17-1/2 x 21 (537 x 445 x 533)	
END4X42L21A		19 x 21 x 21 (483 x 533 x 533)	
END4X43L24A		26-5/16 x 24-1/2 x 21 (669 x 622 x 533)	
END4X48L21A	4	22-1/16 x 21 x 21 (560 x 533 x 533)	
END4X48L24A		22-1/16 x 24-1/2 x 21 (560 x 622 x 533)	
END4X60L24A	5	26-7/8 x 24-1/2 x 21 (683 x 622 x 533)	
END4X61L24A		32-7/16 x 24-1/2 x 21 (824 x 622 x 533)	

ENW4X

VERTICAL EVAPORATOR COILS CASED N-COILS

3 THRU 5 TONS

ENVIRONMENTALLY SOUND R-410A SYSTEMS

- Drainpan raised 2" (51mm) and block-off plate factory installed - for installing wider coil on narrower furnace
- Bolt-on TXV metering device factory installed on all models (equalizer tube brazed in)
- Two condensate drain connections
- Removable front access panel
- Hemmed flanges for safer handling
- Foil faced insulation
- Non-sweat cabinet, even at extreme conditions
- Cabinets meet or exceed 2% air leakage codes
- Sturdy, pre-painted steel cabinet
- Upflow or downflow installation
- Aluminum main tubing and aluminum fins (copper stubs for field connection)

WARRANTY*

- 5 year parts limited warranty
 - With timely registration, an additional 5 year parts limited warranty
- * For owner occupied, residential applications only. See warranty certificate for complete details and restrictions, including warranty coverage for other applications



Use of the AHRI Certified TM Mark indicates a manufacturer's participation in the program. For verification of certification for individual products, go to www.ahridirectory.org.

UNIT PERFORMANCE DATA			
Model Number	Size (tons)	Dimensions H x W x D inches (mm)	Notes
ENW4X36L17A	3	19-13/16 x 17-1/2 x 21 (503 x 445 x 533)	
ENW4X42L21A	3-1/2	21-13/16 x 21 x 21 (432 x 533 x 533)	
ENW4X48L21A	4	24-7/8 x 21 x 21 (632 x 533 x 533)	
ENW4X60L24A	5	29-1/8 x 24-1/2 x 21 (740 x 622 x 533)	

VERTICAL EVAPORATOR COILS UNCASED N-COILS

1½ THRU 5 TONS


ENVIRONMENTALLY SOUND R-410A SYSTEMS

- Bolt-on TXV metering device factory installed on all models (equalizer tube brazed in)
- Two condensate drain connections
- Upflow or downflow installation
- Aluminum main tubing and aluminum fins (copper stubs for field connection)

WARRANTY*

- 5 year parts limited warranty
 - With timely registration, an additional 5 year parts limited warranty

* For owner occupied, residential applications only. See warranty certificate for complete details and restrictions, including warranty coverage for other applications



Use of the AHRI Certified TM Mark indicates a manufacturer's participation in the program. For verification of certification for individual products, go to www.ahridirectory.org.

UNIT PERFORMANCE DATA			
Model Number	Size (tons)	Dimensions H x W x D inches (mm)	Notes
ENA4X18L14A	1-1/2	10-7/8 x 12-7/8 x 19-3/8 (276 x 327 x 492)	
ENA4X19L17A		14-11/16 x 16-1/4 x 19-3/8 (373 x 413 x 492)	
ENA4X24L14A	2	12-7/8 x 12-7/8 x 19-3/8 (327 x 327 x 492)	
ENA4X24L17A		12-11/16 x 16-1/4 x 19-3/8 (322 x 413 x 492)	
ENA4X30L14A	2-1/2	14-7/8 x 12-7/8 x 19-3/8 (378 x 327 x 492)	
ENA4X30L17A		14-11/16 x 16-1/4 x 19-3/8 (373 x 413 x 492)	
ENA4X31L17A		20-3/4 x 16-1/4 x 19-3/8 (527 x 413 x 492)	
ENA4X36L17A	3	14-11/16 x 16-1/4 x 19-3/8 (373 x 413 x 492)	
ENA4X36L21A		14-7/16 x 19-5/8 x 19-3/8 (367 x 499 x 492)	

UNIT PERFORMANCE DATA			
Model Number	Size (tons)	Dimensions H x W x D inches (mm)	Notes
ENA4X37L17A	3	24-3/4 x 16-1/4 x 19-3/8 (629 x 413 x 492)	
ENA4X42L21A	3-1/2	16-1/2 x 19-5/8 x 19-3/8 (419 x 499 x 492)	
ENA4X43L24A		24-3/8 x 23-1/8 x 19-3/8 (619 x 587 x 492)	
ENA4X48L21A	4	20-9/16 x 19-5/8 x 19-3/8 (522 x 499 x 492)	
ENA4X48L24A		20-5/16 x 23-1/8 x 19-3/8 (516 x 587 x 492)	
ENA4X60L24A	5	24-3/8 x 23-1/8 x 19-3/8 (619 x 587 x 492)	
ENA4X61L24A		30-1/2 x 23-1/8 x 19-3/8 (774 x 587 x 492)	

HORIZONTAL EVAPORATOR COILS CASED N-COILS

2 THRU 5 TONS

ENVIRONMENTALLY SOUND R-410A SYSTEMS

- Bolt-on TXV metering device factory installed on all models (equalizer tube brazed in)
- Two condensate drain connections
- Cabinet widths match flush with ICP 17-1/2", 21" and 24-1/2" gas furnace cabinets (field fabricated transitions required to match other ICP furnace models)
- Removable front access panel
- Hemmed flanges for safer handling
- Foil faced insulation
- Non-sweat cabinet, even at extreme conditions
- Cabinets meet or exceed 2% air leakage codes
- Sturdy, pre-painted steel cabinet
- Horizontal installation
- Aluminum main tubing and aluminum fins (copper stubs for field connection)

WARRANTY*

- 5 year parts limited warranty
 - With timely registration, an additional 5 year parts limited warranty
- * For owner occupied, residential applications only. See warranty certificate for complete details and restrictions, including warranty coverage for other applications



Use of the AHRI Certified TM Mark indicates a manufacturer's participation in the program. For verification of certification for individual products, go to www.ahridirectory.org.

UNIT PERFORMANCE DATA

Model Number	Size (tons)	Dimensions H x W x D inches (mm)	Notes
ENH4X24L17A	2	19 x 17-1/2 x 20-3/4 (483 x 445 x 527)	
ENH4X30L17A	2-1/2	22-1/16 x 17-1/2 x 20-3/4 (560 x 445 x 527)	
ENH4X31L17A		27-1/2 x 17-1/2 x 20-3/4 (699 x 445 x 527)	
ENH4X36L17A	3	22-1/16 x 17-1/2 x 20-3/4 (560 x 445 x 527)	
ENH4X42L21A	3-1/2	22-1/16 x 21 x 20-3/4 (560 x 533 x 527)	
ENH4X43L21A		30-1/8 x 21 x 20-3/4 (766 x 533 x 527)	
ENH4X48L21A	4	28-1/16 x 21 x 20-3/4 (713 x 533 x 527)	
ENH4X60L24A	5	29 x 24-1/2 x 20-3/4 (737 x 622 x 527)	
ENH4X61L24A		29-1/16 x 24-1/2 x 20-3/4 (738 x 622 x 527)	

EDM4X

CASED MULTIPOSITION A-COILS

1½ THRU 5 TONS

ENVIRONMENTALLY SOUND R-410A SYSTEMS

Widths match 15-1/2, 19-1/4, 22-3/4, 24-1/2 ICP gas furnaces

FEATURES

- Removable front access panel
- Easy slide-out coil for inspection
- Two UV light knock-outs provided on cabinet
- Hemmed flanges for safer handling
- Foil faced insulation
- Non-sweat cabinet, even at extreme conditions
- Cabinets meet or exceed 2% air leakage codes
- Multiposition installation - upflow, downflow, or horizontal
- Sturdy, 22 gauge, pre-painted steel cabinet
- Aluminum main tubing and aluminum fins (copper stubs for field connection)

COIL FEATURES

- Bolt-on TXV metering device factory installed on all models (equalizer tube brazed in)
- TXV and manifold positioned to the side for easier cleaning
- Innovative drain pan design for complete water removal
- Two condensate drain connections
- Two-piece delta plate for easier removal and cleaning

WARRANTY*

- 5 year parts limited warranty
 - With timely registration, an additional 5 year parts limited warranty
- * For owner occupied, residential applications only. See warranty certificate for complete details and restrictions, including warranty coverage for other applications



Use of the AHRI Certified TM Mark indicates a manufacturer's participation in the program. For verification of certification for individual products, go to www.ahridirectory.org.

UNIT PERFORMANCE DATA			
Model Number	Size (tons)	Dimensions height x width x depth inches (mm)	Notes
EDM4X18BAL	1-1/2	25-7/8 x 15-5/8 x 20-5/8 (657 x 397 x 524)	
EDM4X24BAL	2	25-7/8 x 15-5/8 x 20-5/8 (657 x 397 x 524)	
EDM4X24FAL		25-7/8 x 19-1/4 x 20-5/8 (657 x 489 x 524)	
EDM4X30BAL	2-1/2	25-7/8 x 15-5/8 x 20-5/8 (657 x 397 x 524)	
EDM4X30FAL		25-7/8 x 19-1/4 x 20-5/8 (657 x 489 x 524)	
EDM4X36BAL	3	29-3/4 x 15-5/8 x 20-5/8 (756 x 397 x 524)	
EDM4X36FAL		29-3/4 x 19-1/4 x 20-5/8 (756 x 489 x 524)	
EDM4X36JAL		29-3/4 x 22-7/8 x 20-5/8 (756 x 581 x 524)	

UNIT PERFORMANCE DATA			
Model Number	Size (tons)	Dimensions height x width x depth inches (mm)	Notes
EDM4X42FAL	3-1/2	29-3/4 x 19-1/4 x 20-5/8 (756 x 489 x 524)	
EDM4X42JAL		29-3/4 x 19-1/4 x 20-5/8 (756 x 489 x 524)	
EDM4X42LAL		29-3/4 x 22-7/8 x 20-5/8 (756 x 581 x 524)	
EDM4X48FAL	4	35 x 19-1/4 x 20-5/8 (889 x 489 x 524)	
EDM4X48JAL		29-3/4 x 22-7/8 x 20-5/8 (756 x 581 x 524)	
EDM4X48LAL		29-3/4 x 24-1/2 x 20-5/8 (756 x 622 x 524)	
EDM4X60JAL	5	35 x 22-7/8 x 20-5/8 (889 x 581 x 524)	
EDM4X60LAL		35 x 24-1/2 x 20-5/8 (881 x 622 x 524)	

Specifications subject to change without notice.

CASED MULTIPOSITION A-COILS

R-22 Service Coils

1½ THRU 5 TONS

Widths match 15-1/2, 19-1/4, 22-3/4, 24-1/2 ICP gas furnaces

FEATURES

- Removable front access panel
- Easy slide-out coil for inspection
- Two UV light knock-outs provided on cabinet
- Hemmed flanges for safer handling
- Foil faced insulation
- Non-sweat cabinet, even at extreme conditions
- Cabinets meet or exceed 2% air leakage codes
- Sturdy, 22 gauge, pre-painted steel cabinet
- Multiposition installation - upflow, downflow, or horizontal
- Aluminum main tubing and aluminum fins (copper stubs for field connection)

COIL FEATURES

- Bolt-on TXV metering device factory installed on all models (equalizer tube brazed in)
- TXV and manifold positioned to the side for easier cleaning
- Innovative drain pan design for complete water removal
- Two condensate drain connections
- Two-piece delta plate for easier removal and cleaning

WARRANTY*

- 5 year parts limited warranty

* For owner occupied, residential applications only. See warranty certificate for complete details and restrictions, including warranty coverage for other applications



Use of the AHRI Certified TM Mark indicates a manufacturer's participation in the program. For verification of certification for individual products, go to www.ahridirectory.org.

UNIT PERFORMANCE DATA			
Model Number	Size (tons)	Dimensions height x width x depth inches (mm)	Notes
EDM2X18BAL	1-1/2	25-7/8 x 15-5/8 x 20-5/8 (657 x 397 x 524)	
EDM2X24BAL	2	25-7/8 x 15-5/8 x 20-5/8 (657 x 397 x 524)	
EDM2X24FAL		25-7/8 x 19-1/4 x 20-5/8 (657 x 489 x 524)	
EDM2X30BAL	2-1/2	25-7/8 x 15-5/8 x 20-5/8 (657 x 397 x 524)	
EDM2X30FAL		25-7/8 x 19-1/4 x 20-5/8 (657 x 489 x 524)	
EDM2X36BAL	3	29-3/4 x 15-5/8 x 20-5/8 (756 x 397 x 524)	
EDM2X36FAL		29-3/4 x 19-1/4 x 20-5/8 (756 x 489 x 524)	
EDM2X36JAL		29-3/4 x 22-7/8 x 20-5/8 (756 x 581 x 524)	

UNIT PERFORMANCE DATA			
Model Number	Size (tons)	Dimensions height x width x depth inches (mm)	Notes
EDM2X42FAL	3-1/2	29-3/4 x 19-1/4 x 20-5/8 (756 x 489 x 524)	
EDM2X42JAL		29-3/4 x 22-7/8 x 20-5/8 (756 x 581 x 524)	
EDM2X42LAL		29-3/4 x 24-1/2 x 20-5/8 (756 x 622 x 524)	
EDM2X48FAL	4	35 x 19-1/4 x 20-5/8 (889 x 489 x 524)	
EDM2X48JAL		29-3/4 x 22-7/8 x 20-5/8 (756 x 581 x 524)	
EDM2X48LAL		29-3/4 x 24-1/2 x 20-5/8 (756 x 622 x 524)	
EDM2X60JAL	5	35 x 22-7/8 x 20-5/8 (889 x 581 x 524)	
EDM2X60LAL		35 x 24-1/2 x 20-5/8 (881 x 622 x 524)	

EMA4X

COILS for MANUFACTURED HOUSING

2, 3 and 4 TONS

ENVIRONMENTALLY SOUND R-410A SYSTEMS

FEATURES

- Designed for mobile home downflow gas furnaces
- Bolt-on TXV metering device factory installed on all models (equalizer tube brazed in)
- Two condensate drain connections
- “N” evaporator design to keep height at a minimum
- Shipped with condensate drain hose and trap
- Shipped with fittings and adapter plates
- Aluminum main tubing and aluminum fins (copper stubs for field connection)

WARRANTY*

- 5 year parts limited warranty
 - With timely registration, an additional 5 year parts limited warranty
- * For owner occupied, residential applications only. See warranty certificate for complete details and restrictions, including warranty coverage for other applications



Use of the AHRI Certified TM Mark indicates a manufacturer's participation in the program. For verification of certification for individual products, go to www.ahridirectory.org.

UNIT PERFORMANCE DATA			
Model Number	Size (tons)	Dimensions height x width x depth inches (mm)	Notes
EMA4X24DAL	2	12-5/8 x 17-7/8 x 19-9/16 (321 x 454 x 497)	
EMA4X36DAL	3	14-11/16 x 17-7/8 x 19-9/16 (373 x 454 x 497)	
EMA4X48DAL	4	18-3/4 x 17-7/8 x 19-9/16 (476 x 454 x 497)	

Specifications subject to change without notice.

CASED HORIZONTAL DUCT COILS

2 THRU 5 TONS

ENVIRONMENTALLY SOUND R-410A SYSTEMS

FEATURES

- Horizontal, bi-directional airflow
- Bolt-on TXV metering device factory installed on all models (equalizer tube brazed in)
- Slide-out feature for easy cleaning
- Pre-painted steel cabinet
- Aluminum main tubing and aluminum fins (copper stubs for field connection)

WARRANTY*

- 5 year parts limited warranty
 - With timely registration, an additional 5 year parts limited warranty
- * For owner occupied, residential applications only. See warranty certificate for complete details and restrictions, including warranty coverage for other applications



Use of the AHRI Certified TM Mark indicates a manufacturer's participation in the program. For verification of certification for individual products, go to www.ahridirectory.org.

UNIT PERFORMANCE DATA			
Model Number	Size (tons)	Dimensions height x width x depth inches (mm)	Notes
EHD4X24AAL	2	28-3/8 x 11-3/4 x 24-1/16 (721 x 298 x 637)	
EHD4X30AAL	2-1/2	28-3/8 x 11-3/4 x 24-1/16 (721 x 298 x 637)	
EHD4X36AAL	3	28-3/8 x 11-3/4 x 28-13/16 (721 x 298 x 732)	
EHD4X42AAL	3-1/2	28-3/8 x 11-3/4 x 28-13/16 (721 x 298 x 732)	
EHD4X48AAL	4	30-3/8 x 11-3/4 x 28-13/16 (772 x 298 x 732)	
EHD4X60AAL	5	30-3/8 x 11-3/4 x 38-15/16 (772 x 298 x 989)	

MODULAR VARIABLE SPEED BLOWER CABINET

2, 3, 4 and 5 TONS

FEATURES

- Variable speed modular blower
- Supports two-stage outdoor units
- Dehumidification Speed: 80% airflow
- Efficient low continuous fan selection: 50% airflow
- Upflow, horizontal right or left applications
- Downflow requires sub-base accessory
- Electronic fan control board
- Adjustable blower time delay
- Accepts accessory two stage outdoor thermostats
- Matches with AC and HP cased coils
- 208/230-1-60 supply voltage
- Requires a "NO HEAT KIT" if installed without electric heat
- Field installed electric heater packages from 5kW-25kW, single or three phase available separately

SERVICE

- Direct drive slide-out blower assembly

QUALITY

- Internally lined with 1/2 inch(12.7mm) insulation
- Thermosetting powder coated steel cabinet

WARRANTY*

- 5 year parts limited warranty

* For owner occupied, residential applications only. See warranty certificate for complete details and restrictions, including warranty coverage for other applications



Use of the AHRI Certified TM Mark indicates a manufacturer's participation in the program. For verification of certification for individual products, go to www.ahridirectory.org.

UNIT PERFORMANCE DATA									
Model Number	Nominal Tons	CFM Range		Motor HP	Dimensions height x width x depth in/mm		Unit Wt. lbs(kg)	Ship Wt. lbs (kg)	Notes
		Low	High						
MV080014C	2	350	1200	1/2	24 x 14-1/2 x 20-1/2	610 x 360 x 521	54(25)	58(26)	
MV120017C	3	415	1400	1/2	24 x 17-1/2 x 20-1/2	610 x 445 x 521	58(26)	62(28)	
MV160021C	4	540	2000	3/4	25 x 21 x 20-1/2	635 x 533 x 521	70(32)	75(34)	
MV200024C	5	540	2000	3/4	25 x 24-1/2 x 20-1/2	635 x 622 x 521	73(33)	79(36)	

MODULAR ELECTRIC FURNACE

2, 3, 4 and 5 TONS

FEATURES

- Modular blower cabinet, air conditioning or heat pump ready
- Upflow, horizontal right or left applications
- Downflow requires sub-base accessory
- Electronic fan control board
- Three speed PSC motor on all models
- Matches with AC and HP cased coils
- Accepts accessory two stage outdoor thermostats
- 208/230-1-60 supply voltage
- Requires a "NO HEAT KIT" if installed without electric heat
- Field installed electric heater packages from 5kW-25kW, single or three phase available separately

SERVICE

- Direct drive slide-out blower assembly

QUALITY

- Internally lined with 1/2 inch(12.7mm) insulation
- Thermosetting powder coated steel cabinet

WARRANTY*

- 5 year parts limited warranty

* For owner occupied, residential applications only. See warranty certificate for complete details and restrictions, including warranty coverage for other applications



UNIT PERFORMANCE DATA								
Model Number	Nominal Tons	Nominal CFM	Motor HP	Dimensions height x width x depth in/mm		Unit Wt. lbs(kg)	Ship Wt. lbs (kg)	Notes
MF080014C	2	800	1/3	24 x 14-1/2 x 20-1/2	610 x 360 x 521	54(25)	58(26)	
MF120017C	3	1200	1/2	24 x 17-1/2 x 20-1/2	610 x 445 x 521	58(26)	62(28)	
MF160021C	4	1600	1/2	25 x 21 x 20-1/2	635 x 533 x 521	70(32)	75(34)	
MF200024C	5	2000	3/4	25 x 24-1/2 x 20-1/2	635 x 622 x 521	73(33)	79(36)	

MODULAR BLOWER CABINET

2, 3, 4 and 5 TONS

FEATURES

- Air conditioning ready
- Heat pump ready (no electric heat)
- Upflow, downflow, horizontal right or left applications
- Thermosetting powder coated steel cabinet
- 115V-1-60 supply voltage
- Matches with AC and HP cased coils

SERVICE

- Direct drive slide-out blower assembly

QUALITY

- Internally lined with 1/2 inch(12.7mm) insulation

WARRANTY*

- 5 year parts limited warranty

* For owner occupied, residential applications only. See warranty certificate for complete details and restrictions, including warranty coverage for other applications



UNIT PERFORMANCE DATA								
Model Number	Nominal Tons	Nominal CFM	Motor HP	Dimensions height x width x depth in/mm		Unit Wt. lbs(kg)	Ship Wt. lbs (kg)	Notes
MB080014C	2	800	1/3	24 x 14-1/2 x 20-1/2	610 x 360 x 521	54(25)	58(26)	
MB120017C	3	1200	1/2	24 x 17-1/2 x 20-1/2	610 x 445 x 521	58(26)	62(28)	
MB160021C	4	1600	1/2	25 x 21 x 20-1/2	635 x 533 x 521	70(32)	75(34)	
MB200024C	5	2000	3/4	25 x 24-1/2 x 20-1/2	635 x 622 x 521	73(33)	79(36)	

Accessories (TXV)

Part Number	Description	Use with Model Sizes					Notes	
		FCM4X	FVM4X	FXM4X	FEM4X-B	FSM4X		
EBAC01DSC	Disconnect Kit	use with All Heaters 5 kW thru 10 kW						
EBAC01NCB	Downflow Base Kit	2400,3600,4800	-	1800	1800, 2400	-		
EBAC02NCB		-	2400	2400, 3000	3000, 3600	-		
EBAC03NCB		-	3600, 4800	3600, 4200, 4800	4200, 4800, 6000	-		
EBAC04NCB		6000	6000	6000	-	6000		
EBAC01DFS	Downflow Conversion Kit Slope Coil	3600	3600	1800, 2400, 3000	1800, 2400, 3000, 3600	-		
EBAC02DFA	Downflow Conversion Kit A-Coil	2400, 4800, 6000	2400, 4800, 6000	3600, 4200, 4800, 6000	4200, 4800, 6000	6000		
EBAC01SPK	Single Point Wiring Kit	only for use with 15 kW & 20 kW fused heaters						
EBAC01FKS	Filter Kit (washable, box of 12)	-	-	-	1800*, 2400*	-		
EBAC01FKM		2400*	2400*	1800*, 2400*	3000*, 3600*	-		
EBAC01FKL		3600*, 4800*	3600*, 4800*	3000*, 3600*, 4200*	4200*, 4800*, 6000	-		
EBAC01FKX		6000*	6000*	4800*, 6000*	-	6000*		
NASA00101FR	12 x 20 x 1 inches (305x508x250 mm)	-	-	-	1800, 2400	ALL		
NASA00201FR	16 x 20 x 1 inches (406x508x250 mm)	2400	2400	1800, 2400	3000, 3600	ALL		
NASA00301FR	20 x 20 x 1 inches (508x508x250 mm)	3600, 4800	3600, 4800	3000, 3600, 4200	4200, 4800, 6000	ALL		
NASA00401FR	12 x 20 x 1 inches (305x508x250 mm) (qty 2)	6000*	6000*	4800*, 6000*	-	ALL		
EBAC01PLG	No Heat (Plug) Kit (box of 6)	ALL (Factory Installed)						
EBAC01CTK	PVC Condensate Trap (box of 50)	ALL	ALL	ALL	ALL	ALL		
EBAC01GSK	Horizontal & Downflow Gasket Kit	ALL (required for horizontal right only)		ALL (required for horizontal right and downflow)				
TSAT0101SC	Observer Self Configuring, Communicating Wall Control	ALL						

continued on next page

*Factory Supplied

Accessories (TXV) (continued)

EHC ELECTRIC HEATERS for FCM4X			
Part Number	Description	Use with	Notes
EHC09AKCN	9 kW, supplied as single phase, no internal circuit	ALL	
EHC15AKF	15 kW, single phase, with fuses	ALL	
EHC15AKB	15 kW, single phase, with circuit breakers	ALL	
EHC20AKF	20 kW, 1-phase, with fuses	ALL	
EHC20AKB	20 kW, 1-phase, with circuit breakers	ALL	
EHC25AHCF	25 kW, supplied as 3-phase, field convertible to 1 phase,	ALL	
EHC30AHCF	30 kW, supplied as 3-phase, field convertible to 1 phase,	4800, 6000	
EHK ELECTRIC HEATERS for FCM4X			
EHK05AKN	5 kW, single phase, no internal circuit protection	ALL	
EHK05AKB	5 kW, single phase, with circuit breakers	ALL	
EHK07AKN	8 kW, single phase, no internal circuit protection	ALL	
EHK07AKB	8 kW, single phase, with circuit breakers	ALL	
EHK09AKCN	9 kW, supplied as single phase, field convertible to 3-phase, no internal circuit protection	3600, 4800, 6000	
EHK10AKN	10 kW, single phase, no internal circuit protection	ALL	
EHK10AKB	10 kW, single phase, with circuit breakers	ALL	
EHK15AKF	15 kW, single phase, with fuses	ALL	
EHK15AKB	15 kW, single phase, with circuit breakers	ALL	
EHK15AHN	15 kW, 3-phase, no internal circuit protection	ALL	
EHK18AHN	18 kW, 3-phase, no internal circuit protection	4800, 6000	
EHK20AKF	20 kW, single phase, with fuses	ALL	
EHK20AKB	20 kW, single phase, with circuit breakers	ALL	
EHK25AHCF	24 kW, supplied as 3-phase, field convertible to single phase, with fuses	4800, 6000	
EHK30AHCF	30 kW, supplied as 3-phase, field convertible to single phase, with fuses	4800, 6000	
EHK ELECTRIC HEATERS for FVM, FXM4X, FEM, FSM			
Part Number	Description	Use with	Notes
EHK05AKN	5 kW, single phase, no internal circuit protection	ALL	
EHK05AKB	5 kW, single phase, with circuit breakers	ALL	
EHK07AKN	8 kW, single phase, no internal circuit protection	ALL	
EHK07AKB	8 kW, single phase, with circuit breakers	ALL	
EHK09AKCN	9 kW, supplied as single phase, field convertible to 3-phase, no internal circuit protection	3500, 3600, 4200, 4800, 6000	
EHK10AKN	10 kW, single phase, no internal circuit protection	ALL	
EHK10AKB	10 kW, single phase, with circuit breakers	ALL	
EHK15AKF	15 kW, single phase, with fuses	2400, 3000, 3500, 3600, 4200, 4800, 6000	
EHK15AKB	15 kW, single phase, with circuit breakers	2400, 3000, 3500, 3600, 4200, 4800, 6000	
EHK15AHN	15 kW, 3-phase, no internal circuit protection	3500, 3600, 4200, 4800, 6000	
EHK18AHN	18 kW, 3-phase, no internal circuit protection	4200, 4800, 6000	
EHK20AKF	20 kW, single phase, with fuses	3000, 3500, 3600, 4200, 4800, 6000	
EHK20AKB	20 kW, single phase, with circuit breakers	3000, 3500, 3600, 4200, 4800, 6000	

continued on next page

Specifications subject to change without notice.

Accessories (TXV) (continued)

EHK ELECTRIC HEATERS for FVM, FXM4X, FEM, FSM (continued)			
Part Number	Description	Use with	Notes
EHK25AHCF	2400 kW, supplied as 3-phase, field convertible to single phase, with fuses	4800, 6000	
EHK30AHCF	30 kW, supplied as 3-phase, field convertible to single phase, with fuses	4800, 6000	
MV & MF			
Model	Description	Used with	Notes
AMF008DFB1	Downflow kit	8	
AMF012DFB1	Downflow kit	12	
AMF016DFB1	Downflow kit	16	
AMF020DFB1	Downflow kit	20	

ELECTRIC HEATERS for MV & MF Series			
Model	Description	Used with	Notes
EHIA00KN10	No Heat Kit	08, 12, 16, 20	
EHIA05KB10	5 kW 1-Phase w/C.B.	08, 12, 16, 20	
EHIA05KN10	5 kW 1-Phase w/T.B.	08, 12, 16, 20	
EHIA07KB10	7.5 kW 1-Phase w/C.B.	08, 12, 16, 20	
EHIA07KN10	7.5 kW 1-Phase w/T.B.	08, 12, 16, 20	
EHIA10KB10	10 kW 1-Phase w/C.B.	08, 12, 16, 20	
EHIA10KN10	10 kW 1-Phase w/T.B.	08, 12, 16, 20	
EHIA15KB10	15 kW 1-Phase w/C.B.	08, 12, 16, 20	
EHIA20KB10	20 kW 1-Phase w/C.B.	12, 16, 20	
EHIA25KB10	25 kW 1-Phase w/C.B.	16, 20	
EHIA10HB10	10 kW 3-Phase w/C.B.	12, 16, 20	
EHIA15HB10	15 kW 3-Phase w/C.B.	12, 16, 20	
EHIA20HB10	20 kW 3-Phase w/C.B.	16, 20	
EHIA25HB10	25 kW 3-Phase w/C.B.	16, 20	

ACCESSORIES for FMA4X			
Part Number	Description	Use with	Notes
EHK205B	5 kW, single phase	ALL	
EHK208B	7.5 kW, single phase	ALL	
EHK210B	10 kW, single phase	ALL	
AMWK001WG	Louvered Wall Panel with Frame (6 Pack)	18, 24	
AMWK002WG	Louvered Wall Panel with Frame (6 Pack)	30, 36	
NAEA20101TX	TXV Kit, R-22	18, 24, 30, 36	
NAEA40501TX	TXV Kit, R-410A	18, 24, 30	
NAEA40601TX	TXV Kit, R-410A	36	
EBAC01CTK	PVC Condensate Trap Kit (box of 50)	ALL	

ACCESSORIES for FMU4X & FMC4X			
Part Number	Description	Use with	Notes
EHK305B	5 kW, single phase	ALL	
EHK308B	7.5 kW, single phase	ALL	
EHK310B	10 kW, single phase	ALL	
NASA00101GF	Louvered Wall Panel with Filter Rack - Small	18, 24	
NASA00201GF	Louvered Wall Panel with Filter Rack - Large	30, 36	
NASA00101CC	Access Panel - Small	18, 24	
NASA00201CC	Access Panel - Large	30, 36	
NAEA20101TX	TXV Kit, R-22	18, 24, 30, 36	
NAEA40501TX	TXV Kit, R-410A	18, 24, 30	
NAEA40601TX	TXV Kit, R-410A	36	
EBAC01CTK	PVC Condensate Trap Kit (box of 50)	ALL	

Accessories (Piston)

Part Number	Description	Use with models		Notes
		FEM4P	FSM4P	
EBAC01DSC	Disconnect Kit	use with All Heaters 3 kW thru 10 kW		
EBAC01NCB	Downflow Base Kit	1800, 2400	-	
EBAC02NCB		3000, 3600	1800, 2400	
EBAC03NCB		4200, 4800	3000, 3600, 4200, 4800	
EBAC01DFS		Downflow Conversion Kit - Slope Coil	1800, 2400, 3000, 3600	1800, 2400, 3000, 3600
EBAC02DFA	Downflow Conversion Kit - "A" Coil	4200, 4800	4200, 4800	
EBAC01SPK	Single Point Wiring Kit	only for use with 15 kW & 20 kW fused heaters		
EBAC01FKS	Filter Kit (washable, box of 12)	1800, 2400	-	
EBAC01FKM		3000, 3600	1800, 2400	
EBAC01FKL		4200, 4800	3000, 3600, 4200	
EBAC01FKX		-	4800	
EBAC01PLG	No Heat (Plug) Kit (box of 6)	FEM4P, FSM4P - ALL (Factory Installed)		
EBAC01CTK	PVC Condensate Trap Kit (box of 50)	ALL	ALL	
EBAC01GSK	Downflow Gasket Kit	ALL (required for horizontal right and downflow)	ALL	
NAEA40501TX	TXV Kit, R-410A	1800, 2400, 3000	1800, 2400, 3000	
NAEA40601TX	TXV Kit, R-410A	3600, 4200	3600, 4200	
NAEA40701TX	TXV Kit, R-410A	4800	4800	
NAEA20101TX	TXV Kit, R-22	1800, 2400, 3000, 3600, 4200	1800, 2400, 3000, 3600, 4200	
NAEA20201TX	TXV Kit, R-22	4800	4800	
NASA00101FR	12 x 20 x 1 inches (305x508x250 mm)	1800, 2400	-	
NASA00201FR	16 x 20 x 1 inches (406x508x250 mm)	3000, 3600	2400	
NASA00301FR	20 x 20 x 1 inches (508x508x250 mm)	4200, 4800	3000, 3600, 4200	
NASA00401FR	12 x 20 x 1 inches (305x508x250 mm) (qty 2)	-	4800	
ELECTRIC HEATERS for FEM4P, FSM4P				
Part Number	Description	Use with		Notes
EHK05AKN	5 kW, single phase, no internal circuit protection	ALL		
EHK05AKB	5 kW, single phase, with circuit breakers	ALL		
EHK07AKN	8 kW, single phase, no internal circuit protection	ALL		
EHK07AKB	8 kW, single phase, with circuit breakers	ALL		
EHK09AKCN	9 kW, supplied as single phase, field convertible to 3-phase, no internal circuit protection	3600, 4200, 4800, 6000		
EHK10AKN	10 kW, single phase, no internal circuit protection	ALL		
EHK10AKB	10 kW, single phase, with circuit breakers	ALL		
EHK15AKF	15 kW, single phase, with fuses	2400, 3000, 3600, 4200, 4800, 6000		
EHK15AKB	15 kW, single phase, with circuit breakers	2400, 3000, 3600, 4200, 4800, 6000		
EHK15AHN	15 kW, 3-phase, no internal circuit protection	3600, 4200, 4800, 6000		

continued on next page

Accessories (Piston)

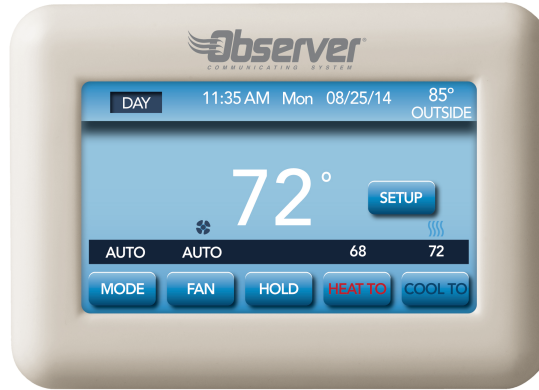
ELECTRIC HEATERS for FEM4P, FSM4P (continued)			
Part Number	Description	Use with	Notes
EHK18AHN	18 kW, 3-phase, no internal circuit protection	4200, 4800, 6000	
EHK20AKF	20 kW, single phase, with fuses	3000, 3600, 4200, 4800, 6000	
EHK20AKB	20 kW, single phase, with circuit breakers	3000, 3600, 4200, 4800, 6000	
EHK25AHCF	24 kW, supplied as 3-phase, field convertible to single phase, with fuses	4800, 6000	
EHK30AHCF	30 kW, supplied as 3-phase, field convertible to single phase, with fuses	4800, 6000	
ACCESSORIES for FMA4P			
Part Number	Description	Use with	Notes
EHK205B	5 kW, single phase	ALL	
EHK208B	7.5 kW, single phase	ALL	
EHK210B	10 kW, single phase	ALL	
AMWK001WG	Louvered Wall Panel with Frame (6 Pack)	18, 24	
AMWK002WG	Louvered Wall Panel with Frame (6 Pack)	30, 36	
NAEA20101TX	TXV Kit, R-22	18, 24, 30, 36	
NAEA40501TX	TXV Kit, R-410A	18, 24, 30	
NAEA40601TX	TXV Kit, R-410A	36	
EBAC01CTK	PVC Condensate Trap Kit (box of 50)	ALL	
ACCESSORIES for FMU4P & FMC4P			
Part Number	Description	Use with	Notes
EHK305B	5 kW, single phase	ALL	
EHK308B	7.5 kW, single phase	ALL	
EHK310B	10 kW, single phase	ALL	
NASA00101GF	Louvered Wall Panel with Filter Rack - Small	18, 24	
NASA00201GF	Louvered Wall Panel with Filter Rack - Large	30, 36	
NASA00101CC	Access Panel - Small	18, 24	
NASA00201CC	Access Panel - Large	30, 36	
NAEA20101TX	TXV Kit, R-22	18, 24, 30, 36	
NAEA40501TX	TXV Kit, R-410A	18, 24, 30	
NAEA40601TX	TXV Kit, R-410A	36	
EBAC01CTK	PVC Condensate Trap Kit (box of 50)	ALL	

TSTAT0101SC, 0406, 0408

TSTAT0101SC

OBSERVER® COMMUNICATING SYSTEM

- Communication with all compatible components
- 7-Day programming
- Dual Fuel System Management
- Four-wire installation (plus Daughter Board option)
- Four-stage heat, two-stage cool
- Digital dealer contact info display
- Full color touch screen display, with full QWERTY keyboard data entry
- Full humidity control
- Self configuration with all compatible components
- Text based diagnostics



WARRANTY*

- 10 year No Hassle Replacement™ limited warranty
- 5 year parts limited warranty
 - With timely registration, an additional 5 year parts limited warranty

* For owner occupied, residential applications only. See warranty certificate for complete details and restrictions, including warranty coverage for other applications

TSTAT0406

- 7-Day programming
- Dual Fuel System Management
- Four-wire capability with Daughter Board
- Four-stage heat, two-stage cool
- Auto changeover
- Digital dealer contact info display
- Blue backlit display



TSTAT0408

- 7-Day programming
- Dual Fuel System Management
- Four-wire capability with Daughter Board
- Four-stage heat, Two-stage cool
- Auto changeover
- Digital dealer contact info display
- Blue backlit display
- Humidity control
- Option to make "H" terminal energized for dehum or de-energized for dehum

WARRANTY*

- 5 year parts limited warranty
 - With timely registration, an additional 5 year parts limited warranty

* For owner occupied, residential applications only. See warranty certificate for complete details and restrictions, including warranty coverage for other applications

UNIT PERFORMANCE DATA	
Model Number	Notes
TSTAT0101SC	
TSTAT0406	
TSTAT0408	

Specifications subject to change without notice.

EAICA AIR PURIFIER

GERMICIDAL AIR PURIFIER

EASIER TO SELL

- High efficiency MERV 13
- 96% germicidal/deactivation of human influenza virus, common cold virus and streptococcus bacteria
- Air Purifier is CSA (Canada and US) listed

TOUGHER

- Power supply is a highly reliable, dual voltage compatible, state-of-the-art, solid-state device
- Heavy-gauge steel cabinet supports up to 400 lb when installed beneath a fan coil or furnace

EASIER TO INSTALL AND SERVICE

- Five distinct cabinet sizes help to ensure a perfect fit to the bottom and side of most fan coils and furnaces. Includes power cords
- Unit can be installed in a horizontal or vertical position, which makes it equally adaptable to horizontal, downflow, or standard upflow applications

WARRANTY

- 5 year parts limited warranty
 - With timely registration, an additional 5 year parts limited warranty
- * For owner occupied, residential applications only. See warranty certificate for complete details and restrictions, including warranty coverage for other applications.



The Air Purifier is designed for use in the return air duct of a forced air heating, cooling, and ventilation system. It combines superior filtration efficiency, MERV 13, with pathogen-killing technology to deliver maximum air purification. The Air Purifier is designed to require minimal maintenance. Maintenance is limited to the replacement of the air purification cartridge and inspection/brush cleaning of the ionization array. Frequency of air purifier cartridge replacement and cleaning of the ionization array may vary depending on ductwork design and local environmental conditions.

UNIT DATA			
Model Number	Dimensions H x W x D Inches (Millimeters)	Shipping Wt. Lbs (Kg)	Notes
EAICAXX1620	18.48 x 7.25 x 24.68 (469 x 184 x 627)	30 (14)	
EAICAXX2020	22.18 x 7.25 x 24.68 (563 x 184 x 627)	27 (12)	
EAICAXX2420	25.68 x 7.25 x 24.68 (652 x 184 x 627)	28 (12)	
EAICAXX1625	18.48 x 7.25 x 27.68 (469 x 184 x 703)	32 (15)	
EAICAXX2025	22.18 x 7.25 x 27.68 (563 x 184 x 703)	29 (13)	

AHIC & FAIC

FAN COIL MEDIA CLEANER

AHIC Media Cabinet

EFFICIENCY

- Minimum Efficiency Reporting Value as specified by ASHRAE is MERV 8

EASY FILTER ACCESS

- AHIC media cabinet allows easy filter access on fan coil systems

IMPROVED INDOOR AIR QUALITY (IAQ)

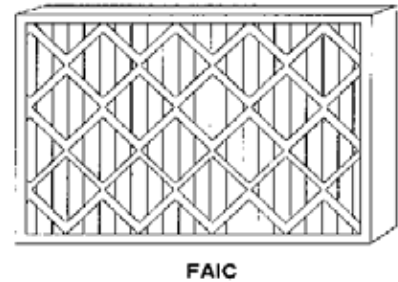
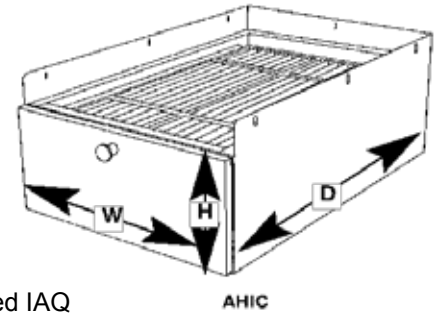
- When used with high efficiency FAIC filter, the AHIC media cabinet provides improved IAQ

TROUBLE FREE INSTALLATION

- No electricity required

NEARLY MAINTENANCE FREE OPERATION

- Only maintenance required is replacing media filter cartridge when needed (before each heating or cooling season)



FAIC Media Filter Cartridge

EFFICIENCY

- Minimum Efficiency Reporting Value as specified by ASHRAE is MERV 8, minimum of 70% particle collection efficiency in the 3-10micron particle size

LARGE DUST HOLDING CAPACITY

- Filters accommodate between 13 and 25 sq. ft. of filter media into a low-pressure drop design - providing large dust holding capacities
- Large surface area traps dust, pollen, molds, tobacco smoke, grease, soot, bacteria, and animal dander to provide cleaner, fresher air

EXCEPTIONAL SYSTEM PERFORMANCE

- For optimum system performance use the AHIC with FAIC high efficiency media

UNIT PERFORMANCE DATA			
Model Number	CFM	Dimensions height x width x depth in. (mm)	Notes
AHIC0014A	900	7.008 x 14.293 x 22.143 (178 x 363 x 562)	
AHIC0017A	1350	7.008 x 17.620 x 22.143 (178 x 448 x 562)	
AHIC0021A	2000	7.008 x 21.124 x 22.143 (178 x 537 x 562)	
AHIC0024A	2200	7.008 x 24.620 x 22.143 (178 x 625 x 562)	
Model Number	CFM	Dimensions height x width x depth in. (mm)	Notes
FAIC0014A02	13.05 sq.ft.	19.8125 x 12.175 x 4.3125 (503 x 309 x 110)	
FAIC0017A02	17.8 sq. ft.	19.8125 x 15.625 x 4.3125 (503 x 397 x 110)	
FAIC0021A02	20.17 sq. ft.	19.8125 x 19.125 x 4.3125 (503 x 486 x 110)	
FAIC0024A02	24.9 sq. ft.	19.8125 x 22.625 x 4.3125 (503 x 5.75 x 110)	

UVIC LAMP SYSTEM

DUAL AND SINGLE UV LAMP SYSTEMS

Ultraviolet germicidal lamps are designed to kill odor causing bacteria, mold, fungus, and microbial growth that may develop in a HVAC unit.

FEATURES

COMPACT

- Single and Dual lamp configurations that meet most application requirements

FULLY ASSEMBLED

- UVIC systems are fully assembled and ready for installation

COVER / CHASSIS

- Powder Painted 20 ga. Galvanized Steel

VERSATILITY & APPLICATION

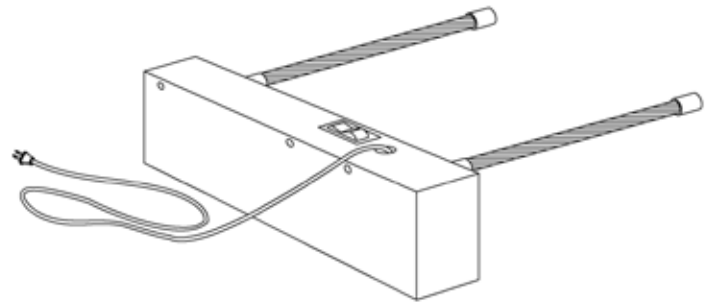
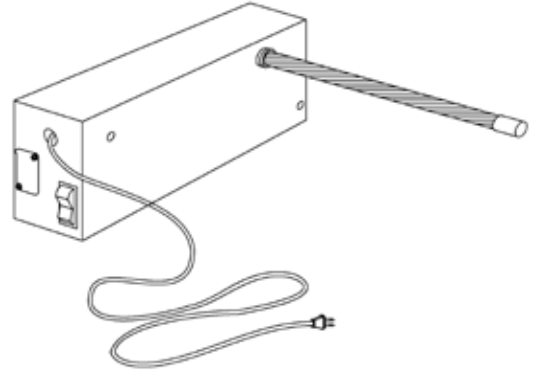
- UVIC lamps can be mounted in A-Coils or slab coils in a dual or single configuration

AGENCY LISTED

- UVIC Lamp systems are UL and cUL listed

LIMITED WARRANTY

- Five year warranty



UNIT PERFORMANCE DATA

Single Lamp	ELECTRICAL (Single Phase)	Initial UVC Output at 1 meter (in micro-watts per square Centimeter and 70. F) and 400 fpm Airflow	Power Consumption Power Factor	Notes
UVICA1LPA	115V .38A 50/60 Hz.	112	40 W / .99	
UVICK1LPA	208/230V .2A 50/60 Hz.			
Dual Lamp				
UVICA2LPA	115V .65A 50/60 Hz.	220	75 W / .99	
UVICK2LPA	208/230V .37A 50/60 Hz.			
UVICXRPLA	Replacement blub			

RESIDENTIAL HEATING

NOTES

Up to 98% AFUE COMMUNICATING, MODULATING GAS FURNACE

EASIER TO SELL

- 98% AFUE on F9MAE0602120, all positions
97% AFUE all other models, all positions
- Modulating heating operation (40% - 100% capacity)
- Observer® Communicating Control System
- Xtra SEER variable speed ECM blower motor
- Supports single- and two-stage cooling units
- Dehumidification feature in cooling
- California NOx approved
- Certified 2% or less leakage of nominal air conditioning CFM delivered when pressurized to 1-inch water column with all present air inlets, air outlets, and condensate drain port(s) sealed



TSTAT0101SC
Recommended
(sold separately)



Illustrations and photographs are only representative. Some Product models may vary.

TOUGHER

- Flame roll-out sensors standard
- Adjustable heating blower OFF delay
- Factory set blower ON delay
- RPJ® primary heat exchanger
- Stainless steel secondary heat exchanger
- High temperature limit control prevents overheating
- Direct ignition with Silicon Nitride ignitor

QUIETER

- Operates at quieter, lower heating rates
- Variable speed induced draft combustion blower
- Variable speed ECM blower motor
- Insulated steel cabinet

EASIER TO INSTALL AND SERVICE

- Direct vent (2-pipe) or ventilated combustion air
- 24 VAC humidifier terminal
- Electronic air cleaner terminal
- 35" (889mm) high, for ease of installation and room for service
- Innovative knobs for easy door removal and secure attachment
- Factory shipped for natural gas, with propane gas conversion kits available
- Four position – upflow/downflow/horizontal (left/right) installation
- At least twelve different venting configurations
- Through the casing flue pipe for counterflow or horizontal applications with accessory kit (order separately)
- Concentric vent available
- Simple troubleshooting of gas valve
- Self-configuring and communicating control
- Slide out heat exchanger assembly and blower assembly

WARRANTY *

- 10 year No Hassle Replacement™ limited warranty
- Lifetime heat exchanger limited warranty with timely registration
- 5 year parts limited warranty
– With timely registration, an additional 5 year parts limited warranty

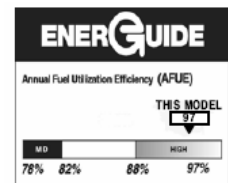
* For owner-occupied residential applications only. See warranty certificate for complete details and restrictions, including warranty coverage for other applications.

WARNING

CARBON MONOXIDE POISONING AND FIRE HAZARD
Failure to follow this warning could result in personal injury, death, and/or property damage.
This furnace is not designed for use in recreation vehicles, manufactured (mobile) homes or outdoors.
Failure to follow this warning could result in personal injury, death, and/or property damage.



Use of the AHRI Certified TM Mark indicates a manufacturer's participation in the program. For verification of certification for individual products, go to www.ahridirectory.org.



UNIT PERFORMANCE DATA						
Model Number	Heating Input (MBTUH)	Efficiency Range AFUE	Cooling Capacity CFM range @ .5 in. w.c. (125 Pa)	Operating Dimensions Height x Width x Depth inches (millimeters)	Shipping Weight lbs (kg)	Notes
F9MAE0601714A	60,000	97%	510-1335	35 x 17-1/2 x 29-1/2 (889 x 445 x 750)	154 (69)	
F9MAE0602120A	60,600	98%	510-1905	35 x 21 x 29-1/2 (889 x 533 x 750)	159 (70)	
F9MAE0801714A	80,000	97%	490-1375	35 x 17-1/2 x 29-1/2 (889 x 445 x 750)	164 (74)	
F9MAE0802120A	80,000	97%	750-1945	35 x 21 x 29-1/2 (889 x 533 x 750)	169(77)	
F9MAE1002122A	100,000	97%	715-2160	35 x 21 x 29-1/2 (889 x 533 x 750)	179 (80)	
F9MAE1202422A	120,000	97%	885-2185	35 x 24-1/2 x 29-1/2 (889 x 622 x 750)	203 (91)	

Specifications subject to change without notice.

Up to 96% AFUE, COMMUNICATING, TWO-STAGE GAS FURNACE

EASIER TO SELL

- Up to 96% AFUE, all models, all positions
- All models have earned the ENERGY STAR®
- Two-stage heating operation
- Observer® Communicating Control System
- Xtra SEER Variable speed ECM blower motor
- Supports single- and two-stage cooling units
- Dehumidification feature in cooling
- California NOx approved
- Certified 2% or less leakage of nominal air conditioning CFM delivered when pressurized to 1-inch water column with all present air inlets, air outlets, and condensate drain port(s) sealed



TSTAT0101SC
Recommended
(sold separately)



Illustrations and photographs are only representative. Some Product models may vary.

TOUGHER

- Flame roll-out sensors standard
- Adjustable heating blower OFF delay
- Factory set blower ON delay
- RPJ® primary heat exchanger
- Stainless steel secondary heat exchanger
- High temperature limit control prevents overheating
- Direct ignition with Silicon Nitride ignitor

QUIETER

- Operates at quieter, lower heating rates
- Two-speed induced draft combustion blower
- Variable speed ECM blower motor
- Insulated steel cabinet

EASIER TO INSTALL AND SERVICE

- Direct vent (2-pipe), single-pipe venting or ventilated combustion air
- 24 VAC humidifier terminal
- Electronic air cleaner terminal
- 35" (889mm) high, for ease of installation
- Innovative knobs for easy door removal and secure attachment
- Factory shipped for natural gas, with propane gas conversion kits available
- Four position – upflow/downflow/horizontal (left/right) installation
- At least twelve different venting configurations
- Through the casing flue pipe for counterflow or horizontal applications with accessory (order separately)
- Self-configuring and communicating control
- Concentric vent available
- Slide out heat exchanger assembly and blower assembly

WARRANTY *

- 10 year No Hassle Replacement™ limited warranty
- Lifetime heat exchanger limited warranty with timely registration
- 5 year parts limited warranty
 - With timely registration, an additional 5 year parts limited warranty


* For owner occupied, residential applications only. See warranty certificate for complete details and restrictions, including warranty coverage for other applications.

WARNING

CARBON MONOXIDE POISONING AND FIRE HAZARD
Failure to follow this warning could result in personal injury, death, and/or property damage.
This furnace is not designed for use in recreation vehicles, manufactured (mobile) homes or outdoors.
Failure to follow this warning could result in personal injury, death, and/or property damage.



Use of the AHRI Certified TM Mark indicates a manufacturer's participation in the program. For verification of certification for individual products, go to www.ahridirectory.org.



UNIT PERFORMANCE DATA

Model Number	Heating Input (MBTUH)	Efficiency Range AFUE	Cooling Capacity CFM range @ .5 in. w.c. (125 Pa)	Operating Dimensions Height x Width x Depth inches (millimeters)	Shipping Weight lbs (kg)	Notes
F9MVE0401410A	40,000	96%	440-905	35 x 14-3/16 x 29-1/2 (889 x 361 x 750)	121 (54)	
F9MVE0401714A	40,000	96%	385-1065	35 x 17-1/2 x 29-1/2 (889 x 445 x 750)	131 (59)	
F9MVE0601410A	60,000	95%	420-1065	35 x 14-3/16 x 29-1/2 (889 x 361 x 750)	132 (60)	
F9MVE0601714A	60,000	96%	435-1475	35 x 17-1/2 x 29-1/2 (889 x 445 x 750)	142 (64)	
F9MVE0801716A	80,000	96%	555-1610	35 x 17-1/2 x 29-1/2 (889 x 445 x 750)	152 (68)	
F9MVE0802120A	80,000	96%	440-2005	35 x 21 x 29-1/2 (889 x 533 x 750)	156 (71)	
F9MVE1002120A	100,000	96%	405-2005	35 x 21 x 29-1/2 (889 x 533 x 750)	166 (75)	
F9MVE1202422A	120,000	96%	480-2115	35 x 24-1/2 x 29-1/2 (889 x 622 x 750)	190 (86)	

Up to 96% AFUE, TWO-STAGE, ECM GAS FURNACE

EASIER TO SELL

- Up to 96% AFUE, all models, all positions
- All models have earned the ENERGY STAR®
- Two-stage heating operation
- Xtra SEER ECM blower motor
- Supports single- and two-stage cooling units
- Approved for twinning applications (0601412 through 1202422) with accessory (order separately)
- Dehumidification feature in cooling
- Electronic air cleaner terminal
- California NOx approved
- Certified 2% or less leakage of nominal air conditioning CFM delivered when pressurized to 1-inch water column with all present air inlets, air outlets, and condensate drain port(s) sealed

TOUGHER

- Flame roll-out sensors standard
- Adjustable heating blower OFF delay
- Factory set blower ON delay
- Stainless steel secondary heat exchanger
- High temperature limit control prevents overheating
- Direct ignition with Silicon Nitride ignitor
- High-quality, corrosion-resistant, one-piece steel cabinet

QUIETER

- Operates at quieter, lower heating rates
- Two-speed induced draft combustion blower
- Insulated steel cabinet

EASIER TO INSTALL AND SERVICE

- Direct vent (2-pipe), single-pipe venting, or ventilated combustion air
- 24 VAC humidifier terminal
- 35" (889mm) high, for ease of installation
- Innovative knobs for easy door removal and secure attachment
- Factory shipped for natural gas, with propane gas conversion kits available
- Four position – upflow/downflow/horizontal (left/right) installation
- At least twelve different venting configurations
- Through the casing flue pipe for counterflow or horizontal applications with accessory (order separately)
- Concentric vent available
- Self diagnostics with super bright LED
- Slide out heat exchanger assembly and blower assembly

WARRANTY *

- 5 year No Hassle Replacement™ limited warranty
- Lifetime heat exchanger limited warranty with timely registration
- 5 year parts limited warranty
- With timely registration, an additional 5 year parts limited warranty

* For owner-occupied residential applications only. See warranty certificate for complete details and restrictions, including warranty coverage for other applications.




Illustrations and photographs are only representative. Some Product models may vary.

WARNING

CARBON MONOXIDE POISONING AND FIRE HAZARD
 Failure to follow this warning could result in personal injury, death, and/or property damage.
 This furnace is not designed for use in recreation vehicles, manufactured (mobile) homes or outdoors.
 Failure to follow this warning could result in personal injury, death, and/or property damage.



Use of the AHRI Certified™ Mark indicates a manufacturer's participation in the program. For verification of certification for individual products, go to www.ahrdirectory.org.



UNIT PERFORMANCE DATA

Model Number	Heating Input (MBTUH)	Efficiency AFUE	Cig Cap. CFM range @ .5 in. w.c. (125 Pa)	Operating Dimensions Height x Width x Depth inches (millimeters)	Shipping Weight lbs (kg)	Notes
F9MXT0401410A	40,000	96%	385-925	35 x 14-3/16 x 29-1/2 (889 x 361 x 750)	125 (56)	
F9MXT0401712A	40,000	96%	330-1085	35 x 17-1/2 x 29-1/2 (889 x 445 x 750)	135 (61)	
F9MXT0601412A	60,000	95.5%	620-1090	35 x 14-3/16 x 29-1/2 (889 x 361 x 750)	136 (62)	
F9MXT0601714A	60,000	96%	530-1505	35 x 17-1/2 x 29-1/2 (889 x 445 x 750)	146 (66)	
F9MXT0801716A	80,000	96%	920-1610	35 x 17-1/2 x 29-1/2 (889 x 445 x 750)	156 (70)	
F9MXT0802120A	80,000	96%	795-2015	35 x 21 x 29-1/2 (889 x 533 x 750)	161 (73)	
F9MXT1002120A	100,000	96%	1105-2110	35 x 21 x 29-1/2 (889 x 533 x 750)	171 (77)	
F9MXT1202422A	120,000	96%	1215-2055	35 x 24-1/2 x 29-1/2 (889 x 622 x 750)	195 (88)	

Up to 96% AFUE, SINGLE STAGE, ECM GAS FURNACE

EASIER TO SELL

- Up to 96% AFUE, all models all positions
- Select models earn the ENERGY STAR® (See below, indicated with check mark.)
- Xtra SEER ECM blower motor
- Supports single- and two-stage cooling units
- Approved for twinning applications (0601412 through 1202422) with accessory (order separately)
- Approved for manufactured housing/mobile home applications with accessory (order separately)
- Dehumidification feature in cooling
- California NOx approved
- Certified 2% or less leakage of nominal air conditioning CFM delivered when pressurized to 1-inch water column with all present air inlets, air outlets, and condensate drain port(s) sealed

TOUGHER

- Flame roll-out sensors standard
- Adjustable heating blower OFF delay
- Factory set blower ON delay
- Stainless steel secondary heat exchanger
- High temperature limit control prevents overheating
- Direct ignition with Silicon Nitride ignitor
- High-quality, corrosion-resistant, one-piece steel cabinet

QUIETER

- Insulated blower compartment

EASIER TO INSTALL AND SERVICE

- Direct vent (2-pipe), single-pipe venting, or ventilated combustion air
- 24 VAC humidifier terminal
- Electronic air cleaner terminal
- 35" (889mm) high, for ease of installation
- Innovative knobs for easy door removal and secure attachment
- Factory shipped for natural gas, with propane gas conversion kits available
- Four position – upflow/downflow/horizontal (left/right) installation
- At least twelve different venting configurations
- Through the casing flue pipe for counterflow or horizontal applications with accessory (order separately)
- Concentric vent available
- Self diagnostics with super bright LED
- Slide out heat exchanger and blower assembly

WARRANTY *

- 1 year No Hassle Replacement™ limited warranty
- Lifetime heat exchanger limited warranty with timely registration
- 5 year parts limited warranty
 - With timely registration, an additional 5 year parts limited warranty

* For owner occupied, residential applications only. See warranty certificate for complete details and restrictions, including warranty coverage for other applications.




Illustrations and photographs are only representative. Some Product models may vary.

WARNING

CARBON MONOXIDE POISONING AND FIRE HAZARD
 Failure to follow this warning could result in personal injury, death, and/or property damage.
 This furnace is not designed for use in recreation vehicles or outdoors.
 Failure to follow this warning could result in personal injury, death, and/or property damage.



Use of the AHRI Certified TM Mark indicates a manufacturer's participation in the program. For verification of certification for individual products, go to www.ahridirectory.org.



UNIT PERFORMANCE DATA

Model Number	Heating Input (MBTUH)	Efficiency AFUE	Cooling Capacity CFM range @ .5 in. w.c. (125 Pa)	Operating Dimensions Height x Width x Depth inches (millimeters)	Shipping Weight lbs (kg)	Notes
F9MXE0401410A	40,000	96%	385-925	35 x 14-3/16 x 29-1/2 (889 x 361 x 750)	120 (54)	
F9MXE0401712A	40,000	96%	330-1085	35 x 17-1/2 x 29-1/2 (889 x 445 x 750)	135 (61)	
F9MXE0601412A	60,000	95.5%	620-1090	35 x 14-3/16 x 29-1/2 (889 x 361 x 750)	136 (62)	
F9MXE0601714A	60,000	96%	530-1505	35 x 17-1/2 x 29-1/2 (889 x 445 x 750)	141 (63)	
F9MXE0801716A	80,000	96%	920-1610	35 x 17-1/2 x 29-1/2 (889 x 445 x 750)	151 (68)	
F9MXE0802120A	80,000	96%	795-2015	35 x 21 x 29-1/2 (889 x 533 x 750)	156 (71)	
F9MXE1002120A	100,000	96%	1105-2110	35 x 21 x 29-1/2 (889 x 533 x 750)	166 (75)	
F9MXE1202422A	120,000	96%	1215-2055	35 x 24-1/2 x 29-1/2 (889 x 622 x 750)	190 (85)	

Specifications subject to change without notice.

95.5% AFUE, SINGLE STAGE, GAS FURNACE

EASIER TO SELL

- 95.5% AFUE, all models all positions, California NOx approved
- Certified 2% or less leakage of nominal air conditioning CFM delivered when pressurized to 1-inch water column with all present air inlets, air outlets, and condensate drain port(s) sealed
- Approved for twinning applications (0601410 through 1202420) with accessory (order separately)
- Approved for manufactured housing/mobile home applications with accessory (order separately)

TOUGHER

- Flame roll-out sensors standard
- Adjustable heating blower OFF delay
- Factory set blower ON delay
- RPJ® primary heat exchanger
- Stainless steel secondary heat exchanger
- High temperature limit control prevents overheating
- Direct ignition with Silicon Nitride ignitor
- High-quality, corrosion-resistant, one-piece steel cabinet

EASIER TO INSTALL AND SERVICE

- Direct vent (2-pipe), single-pipe venting, or ventilated combustion air
- 24 VAC humidifier terminal & electronic air cleaner terminal
- 35" (889mm) high, for ease of installation
- Simplified, factory installed internal condensate drain system
- Innovative knobs for easy door removal and secure attachment
- Factory shipped for natural gas, with propane gas conversion kits available
- Four position – upflow/downflow/horizontal (left/right) installation
- At least twelve different venting configurations
- Through the casing flue pipe for counterflow or horizontal applications with accessory (order separately)
- Concentric vent available
- Self diagnostics with super bright LED
- Slide out heat exchanger and blower assembly

WARRANTY *

- 20 year heat exchanger limited warranty
- 5 year parts limited warranty
- With timely registration, an additional 5 year parts limited warranty

* For owner-occupied residential applications only. See warranty certificate for complete details and restrictions, including warranty coverage for other applications.




Illustrations and photographs are only representative. Some Product models may vary.

WARNING

CARBON MONOXIDE POISONING AND FIRE HAZARD
 Failure to follow this warning could result in personal injury, death, and/or property damage.
 This furnace is not designed for use in recreation vehicles or outdoors.
 Failure to follow this warning could result in personal injury, death, and/or property damage.



Use of the AHRI Certified TM Mark indicates a manufacturer's participation in the program. For verification of certification for individual products, go to www.ahridirectory.org.



UNIT PERFORMANCE DATA

Model Number	Heating Input (MBTUH)	Efficiency AFUE	Cooling Capacity CFM range @ .5 in. w.c. (125 Pa)	Operating Dimensions Height x Width x Depth inches (millimeters)	Shipping Weight lbs (kg)	Notes
N9MSE0401410A	40,000	95.5%	625-905	35 x 14-3/16 x 29-1/2 (889 x 361 x 750)	123 (55)	
N9MSE0401712A	40,000	95.5%	650-1050	35 x 17-1/2 x 29-1/2 (889 x 445 x 750)	134 (61)	
N9MSE0601410A	60,000	95.5%	675-1130	35 x 14-3/16 x 29-1/2 (889 x 361 x 750)	127 (57)	
N9MSE0601714A	60,000	95.5%	650-1420	35 x 17-1/2 x 29-1/2 (889 x 445 x 750)	144 (65)	
N9MSE0801716A	80,000	95.5%	810-1600	35 x 17-1/2 x 29-1/2 (889 x 445 x 750)	154 (69)	
N9MSE0802120A	80,000	95.5%	1335-1970	35 x 21 x 29-1/2 (889 x 533 x 750)	162 (73)	
N9MSE1002114A	100,000	95.5%	915-1545	35 x 21 x 29-1/2 (889 x 533 x 750)	169 (76)	
N9MSE1002120A	100,000	95.5%	1345-2065	35 x 21 x 29-1/2 (889 x 533 x 750)	169 (76)	
N9MSE1202420A	120,000	95.5%	1320-2105	35 x 24-1/2 x 29-1/2 (889 x 622 x 750)	186 (84)	
N9MSE1402420A	140,000	95.5%	1290-2035	35 x 24-1/2 x 29-1/2 (889 x 622 x 750)	190 (86)	

92.1% AFUE, SINGLE STAGE, GAS FURNACE

EASIER TO SELL

- 92.1% AFUE, all models all positions, California NOx approved
- Certified 2% or less leakage of nominal air conditioning CFM delivered when pressurized to 1-inch water column with all present air inlets, air outlets, and condensate drain port(s) sealed
- Approved for twinning applications (0601412 through 1202422) with accessory (order separately)
- Approved for manufactured housing/mobile home applications with accessory (order separately)

TOUGHER

- Flame roll-out sensors standard
- Adjustable heating blower OFF delay
- Factory set blower ON delay
- RPJ® primary heat exchanger
- Stainless steel secondary heat exchanger
- High temperature limit control prevents overheating
- Direct ignition with Silicon Nitride ignitor
- High-quality, corrosion-resistant, one-piece steel cabinet

EASIER TO INSTALL AND SERVICE

- Direct vent (2-pipe), single-pipe venting, or ventilated combustion air
- 24 VAC humidifier terminal, electronic air cleaner terminal
- 35" (889mm) high, for ease of installation
- Simplified, factory installed internal condensate drain system
- Innovative knobs for easy door removal and secure attachment
- Factory shipped for natural gas, with propane gas conversion kits available
- Four position – upflow/downflow/horizontal (left/right) installation
- At least twelve different venting configurations
- Through the casing flue pipe for counterflow or horizontal applications with accessory (order separately)
- Concentric vent available
- Self diagnostics with super bright LED
- Slide out heat exchanger and blower assembly

WARRANTY *

- 20 year heat exchanger limited warranty
- 5 year parts limited warranty
- With timely registration, an additional 5 year parts limited warranty

* For owner-occupied residential applications only. See warranty certificate for complete details and restrictions, including warranty coverage for other applications.




Illustrations and photographs are only representative. Some Product models may vary.

WARNING

CARBON MONOXIDE POISONING AND FIRE HAZARD
 Failure to follow this warning could result in personal injury, death, and/or property damage.
 This furnace is not designed for use in recreation vehicles or outdoors.
 Failure to follow this warning could result in personal injury, death, and/or property damage.



Use of the AHRI Certified TM Mark indicates a manufacturer's participation in the program. For verification of certification for individual products, go to www.ahridirectory.org.



UNIT PERFORMANCE DATA						
Model Number	Heating Input (MBTUH)	Efficiency AFUE	Cooling Capacity CFM range @ .5 in. w.c. (125 Pa)	Operating Dimensions Height x Width x Depth inches (millimeters)	Shipping Weight lbs (kg)	Notes
N9MSB0401410B	40,000	92.1%	580-965	35 x 14-3/16 x 29-1/2 (889 x 361 x 750)	121 (55)	
N9MSB0401712B	40,000	92.1%	670-1100	35 x 17-1/2 x 29-1/2 (889 x 445 x 750)	125 (57)	
N9MSB0601412B	60,000	92.1%	630-1155	35 x 14-3/16 x 29-1/2 (889 x 361 x 750)	127 (57)	
N9MSB0601716B	60,000	92.1%	685-1505	35 x 17-1/2 x 29-1/2 (889 x 445 x 750)	142 (65)	
N9MSB0801716B	80,000	92.1%	780-1630	35 x 17-1/2 x 29-1/2 (889 x 445 x 750)	151 (69)	
N9MSB0802120B	80,000	92.1%	835-1960	35 x 21 x 29-1/2 (889 x 533 x 750)	159 (72)	
N9MSB1002116B	100,000	92.1%	875-1570	35 x 21 x 29-1/2 (889 x 533 x 750)	166 (76)	
N9MSB1002122B	100,000	92.1%	1330-2280	35 x 21 x 29-1/2 (889 x 533 x 750)	166 (76)	
N9MSB1202422B	120,000	92.1%	1350-2230	35 x 24-1/2 x 29-1/2 (889 x 622 x 750)	184 (84)	

80% VARIABLE SPEED, TWO-STAGE GAS FURNACE

EASIER TO SELL

- 80% AFUE
- Supports two-stage cooling units
- Observer® Communicating Control System
- Flame roll-out sensors standard
- Category I venting
- Blocked vent switch
- Dehumidification feature in cooling
- 24 VAC humidifier terminal
- Electronic air cleaner terminal
- California NOx approved



TSTAT0101SC
Recommended
(sold separately)



Illustrations and photographs are only representative. Some Product models may vary.

TOUGHER

- Variable speed ECM blower motor
- Adjustable heating blower OFF delay
- Factory set blower ON delay
- RPJ aluminized steel heat exchanger
- High temperature limit control prevents overheating
- Direct ignition with Silicon Nitride ignitor
- One piece prepainted steel cabinet

QUIETER

- Two-stage operation
- Two-stage induced draft blower
- In-shot burners
- Insulated blower compartment

EASIER TO INSTALL AND SERVICE

- 33-1/3" (847mm) high, for ease of installation
- Innovative knobs for easy door removal and secure attachment
- Factory shipped for natural gas, with propane gas conversion kits available
- Four position – upflow/downflow/horizontal (left/right) installation
- Three position vent elbow capability
- Through the casing flue pipe for counterflow applications
- Common venting with other Category I appliances
- Masonry chimney adapter available
- Self diagnostics
- Slide out blower assembly

WARRANTY *

- 10 year No Hassle Replacement™ limited warranty
- 20 year heat exchanger limited warranty with timely registration
- 5 year parts limited warranty
 - With timely registration, an additional 5 year parts limited warranty

* For owner-occupied residential applications only. See warranty certificate for complete details and restrictions, including warranty coverage for other applications.

WARNING
CARBON MONOXIDE POISONING AND FIRE HAZARD
 Failure to follow this warning could result in personal injury, death, and/or property damage.
 This furnace is not designed for use in recreation vehicles, manufactured (mobile) homes or outdoors.
 Failure to follow this warning could result in personal injury, death, and/or property damage.



Use of the AHRI Certified TM Mark indicates a manufacturer's participation in the program. For verification of certification for individual products, go to www.ahridirectory.org.

UNIT PERFORMANCE DATA

Model Number	Heating Input (MBTUH)	Efficiency AFUE	Cooling Capacity CFM range @ .5 in. w.c. (125 Pa)	Operating Dimensions Height x Width x Depth inches (millimeters)	Operating Weight lbs (kg)	Notes
F8MVL0701412A	66,000	80%	485-1395	33-1/3 x 14-3/16 x 29 (847 x 360 x 737)	115 (52)	
F8MVL0901716A	88,000	80%	475-1595	33-1/3 x 17-1/2 x 29 (847 x 445 x 737)	130 (59)	
F8MVL1102120A	110,000	80%	700-2155	33-1/3 x 21 x 29 (847 x 533 x 737)	155 (70)	
F8MVL1352422A	132,000	80%	665-2200	33-1/3 x 24-1/2 x 29 (847 x 622 x 737)	166 (75)	

80% TWO-STAGE GAS FURNACE

EASIER TO SELL

- 80% AFUE
- Supports two-stage cooling units
- Flame roll-out sensors standard
- Category I venting
- Blocked vent switch
- Dehumidification feature in cooling
- 24 VAC humidifier terminal
- Electronic air cleaner terminal
- Twinning furnaces of same heating and cooling sizes
- California NOx approved
- Certified 2% or less leakage of nominal air conditioning CFM delivered when pressurized to 1-inch water gauge with all present air inlets, air outlets, and condensate drain port(s) sealed

TOUGHER

- PSC blower motor
- Adjustable heating blower OFF delay
- Factory set blower ON delay
- RPJ Aluminized steel heat exchanger
- High temperature limit control prevents overheating
- Direct ignition with Silicon Nitride ignitor
- One piece prepainted steel cabinet

QUIETER

- Two-stage operation
- Two-stage induced draft blower
- In-shot burners
- Blower compartment insulated

EASY TO INSTALL AND SERVICE

- 33-1/3" (847mm) high, for ease of installation
- Innovative knobs for easy door removal and secure attachment
- Factory shipped for natural gas, with Propane gas conversion kits available
- Four position – upflow/downflow/horizontal (left/right) installation
- Three position vent elbow capability
- Through the casing flue pipe for counterflow applications
- Common venting with other Category I appliances
- Masonry chimney adapter available
- Self diagnostics
- Slide out blower assembly

WARRANTY *

- 5 year No Hassle Replacement™ limited warranty
- 20 year heat exchanger limited warranty with timely registration
- 5 year parts limited warranty
 - With timely registration, an additional 5 year parts limited warranty

* For owner-occupied residential applications only. See warranty certificate for complete details and restrictions, including warranty coverage for other applications.



Illustrations and photographs are only representative. Some Product models may vary.

WARNING

CARBON MONOXIDE POISONING AND FIRE HAZARD
 Failure to follow this warning could result in personal injury, death, and/or property damage.
 This furnace is not designed for use in recreation vehicles, manufactured (mobile) homes or outdoors.
 Failure to follow this warning could result in personal injury, death, and/or property damage.



Use of the AHRI Certified TM Mark indicates a manufacturer's participation in the program. For verification of certification for individual products, go to www.ahridirectory.org.

UNIT PERFORMANCE DATA

Model Number	Heating Input (MBTUH)	Efficiency AFUE	Cooling Capacity CFM range @ .5 in. w.c. (125 Pa)	Operating Dimensions Height x Width x Depth inches (millimeters)	Operating Weight lbs (kg)	Notes
F8MTL0451412A	44,000	80%	745-1175	33-1/3 x 14-3/16 x 29 (847 x 360 x 737)	107 (52)	
F8MTL0701412A	66,000	80%	670-1240	33-1/3 x 14-3/16 x 29 (847 x 360 x 737)	115 (52)	
F8MTL0901714A	88,000	80%	1065-1385	33-1/3 x 17-1/2 x 29 (847 x 445 x 737)	127 (58)	
F8MTL1102122A	110,000	80%	1180-2235	33-1/3 x 21 x 29 (847 x 533 x 737)	152 (69)	
F8MTL1352422A	132,000	80%	1485-2195	33-1/3 x 24-1/2 x 29 (847 x 622 x 737)	163 (74)	

F8MXN, F8MXL

80% SINGLE STAGE GAS FURNACE

EASIER TO SELL

- 80% AFUE
- Supports two-stage cooling units
- Flame roll-out sensors standard
- Category I venting
- Blocked vent switch
- Dehumidification feature in cooling
- 24 VAC humidifier terminal
- Electronic air cleaner terminal
- F8MXL model California NOx approved
- Certified 2% or less leakage of nominal air conditioning CFM delivered when pressurized to 1-inch water gauge with all present air inlets, air outlets, and condensate drain port(s) sealed

TOUGHER

- ECM blower motor
- Adjustable heating blower OFF delay
- Factory set blower ON delay
- RPJ aluminized steel heat exchanger
- High temperature limit control prevents overheating
- Direct ignition with Silicon Nitride ignitor
- One piece prepainted steel cabinet

QUIETER

- In-shot burners
- Insulated blower compartment

EASIER TO INSTALL AND SERVICE

- 33-1/3" (847mm) high, for ease of installation
- Innovative knobs for easy door removal and secure attachment
- Factory shipped for natural gas, with propane gas conversion kits available
- Four position – upflow/downflow/horizontal (left/right) installation
- Three position vent elbow capability
- Through the casing flue pipe for counterflow applications
- Common venting with other Category I appliances
- Masonry chimney adapter available
- Self diagnostics
- Slide out blower assembly

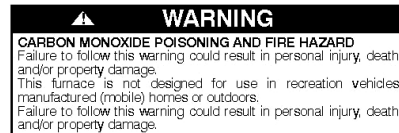
WARRANTY *

- 1 year No Hassle Replacement™ limited warranty
- 20 year heat exchanger limited warranty with timely registration
- 5 year parts limited warranty
- With timely registration, an additional 5 year parts limited warranty

* For owner-occupied residential applications only. See warranty certificate for complete details and restrictions, including warranty coverage for other applications.



Illustrations and photographs are only representative. Some Product models may vary.



Use of the AHRI Certified TM Mark indicates a manufacturer's participation in the program. For verification of certification for individual products, go to www.ahridirectory.org.

UNIT PERFORMANCE DATA

Model	Heating Input (MBTUH)	Efficiency AFUE	Cooling Capacity CFM range @ .5 in. w.c. (125 Pa)	Operating Dimensions Height x Width x Depth inches (millimeters)	Operating Weight lbs (kg)	Notes
F8MXN0451408A	44,000	80%	430-1035	33-1/3 x 14-3/16 x 29 (847 x 360 x 737)	104 (47)	
F8MXN0701716A	66,000	80%	835-1460	33-1/3 x 17-1/2 x 29 (847 x 445 x 737)	125 (57)	
F8MXN0902116A	88,000	80%	805-1665	33-1/3 x 21 x 29 (847 x 533 x 737)	140 (64)	
F8MXN1102120A	110,000	80%	990-2040	33-1/3 x 21 x 29 (847 x 533 x 737)	152 (69)	
F8MXN1352420A	132,000	80%	1125-2070	33-1/3 x 24-1/2 x 29 (847 x 622 x 737)	163 (74)	
LOW NOx MODELS						
F8MXL0451408A	44,000	80%	430-1035	33-1/3 x 14-3/16 x 29 (847 x 360 x 737)	104 (47)	
F8MXL0701716A	66,000	80%	835-1460	33-1/3 x 17-1/2 x 29 (847 x 445 x 737)	125 (57)	
F8MXL0902116A	88,000	80%	805-1665	33-1/3 x 21 x 29 (847 x 533 x 737)	140 (64)	
F8MXL1102120A	110,000	80%	990-2040	33-1/3 x 21 x 29 (847 x 533 x 737)	152 (69)	
F8MXL1352420A	132,000	80%	1125-2070	33-1/3 x 24-1/2 x 29 (847 x 622 x 737)	163 (74)	

N8MSN, N8MSL

80% SINGLE STAGE GAS FURNACE

EASIER TO SELL

- 80% AFUE
- Flame roll-out sensors standard
- Category I venting
- Blocked vent switch
- 24 VAC humidifier terminal
- Electronic air cleaner terminal
- Twinning furnaces of same heating and cooling sizes
- N8MSL model California NOx approved
- Certified 2% or less leakage of nominal air conditioning CFM delivered when pressurized to 1-inch water gauge with all present air inlets, air outlets, and condensate drain port(s) sealed

TOUGHER

- PSC blower motor
- Adjustable heating blower OFF delay
- Factory set blower ON delay
- RPJ Aluminized steel heat exchanger
- High temperature limit control prevents overheating
- Direct ignition with Silicon Nitride ignitor
- One piece prepainted steel cabinet

QUIETER

- In-shot burners

EASIER TO INSTALL AND SERVICE

- 33-1/3" (847mm) high, for ease of installation
- Innovative knobs for easy door removal and secure attachment
- Factory shipped for natural gas, with propane gas conversion kits available
- Four position – upflow/downflow/horizontal (left/right) installation
- Three position inducer elbow capability
- Through the casing flue pipe for counterflow applications
- Common venting with other Category I appliances
- Masonry chimney adapter available
- Self diagnostics
- Slide out blower assembly

WARRANTY *

- 20 year heat exchanger limited warranty with timely registration
- 5 year parts limited warranty
 - With timely registration, an additional 5 year parts limited warranty

* For owner-occupied residential applications only. See warranty certificate for complete details and restrictions, including warranty coverage for other applications.



Illustrations and photographs are only representative. Some Product models may vary.

WARNING

CARBON MONOXIDE POISONING AND FIRE HAZARD
 Failure to follow this warning could result in personal injury, death, and/or property damage.
 This furnace is not designed for use in recreation vehicles, manufactured (mobile) homes or outdoors.
 Failure to follow this warning could result in personal injury, death, and/or property damage.



Use of the AHRI Certified TM Mark indicates a manufacturer's participation in the program. For verification of certification for individual products, go to www.ahridirectory.org.

UNIT PERFORMANCE DATA

Model Number	Heating Input (MBTUH)	Efficiency AFUE	Cooling Capacity CFM range @ .5 in. w.c. (125 Pa)	Operating Dimensions Height x Width x Depth inches (millimeters)	Operating Weight lbs (kg)	Notes
N8MSN0451408A	44,000	80%	580-835	33-1/3 x 14-3/16 x 29 (847 x 360 x 737)	107 (49)	
N8MSN0451412A	44,000	80%	1040-1160	33-1/3 x 14-3/16 x 29 (847 x 360 x 737)	107 (49)	
N8MSN0701408A	66,000	80%	595-870	33-1/3 x 14-3/16 x 29 (847 x 360 x 737)	111 (50)	
N8MSN0701412A	66,000	80%	1050-1200	33-1/3 x 14-3/16 x 29 (847 x 360 x 737)	115 (52)	
N8MSN0701716A	66,000	80%	1240-1505	33-1/3 x 17-1/2 x 29 (847 x 445 x 737)	126 (57)	
N8MSN0901714B	88,000	80%	1065-1385	33-1/3 x 17-1/2 x 29 (847 x 445 x 737)	127 (58)	
N8MSN0902116A	88,000	80%	1375-1635	33-1/3 x 21 x 29 (847 x 533 x 737)	140 (64)	
N8MSN0902120A	88,000	80%	1715-2025	33-1/3 x 21 x 29 (847 x 533 x 737)	146 (66)	

continued on next page

N8MSN, N8MSL (continued)

UNIT PERFORMANCE DATA

Model Number	Heating Input (MBTUH)	Efficiency AFUE	Cooling Capacity CFM range @ .5 in. w.c. (125 Pa)	Operating Dimensions Height x Width x Depth inches (millimeters)	Operating Weight lbs (kg)	Notes
N8MSN1101712A	110,000	80%	1155-1355	33-1/3 x 17-1/2 x 29 (847 x 445 x 737)	135 (61)	
N8MSN1102116A	110,000	80%	1310-1655	33-1/3 x 21 x 29 (847 x 533 x 737)	146 (66)	
N8MSN1102122A	110,000	80%	1650-2205	33-1/3 x 21 x 29 (847 x 533 x 737)	152 (69)	
N8MSN1352116A	132,000	80%	1380-1710	33-1/3 x 21 x 29 (847 x 533 x 737)	149 (68)	
N8MSN1352422A	132,000	80%	1705-2160	33-1/3 x 24-1/2 x 29 (847 x 622 x 737)	163 (74)	
N8MSN1552420A	154,000	80%	1695-2215	33-1/3 x 24-1/2 x 29 (847 x 622 x 737)	170 (77)	

LOW NOx MODELS

N8MSL0451408A	44,000	80%	580-835	33-1/3 x 14-3/16 x 29 (847 x 360 x 737)	107 (49)	
N8MSL0451412A	44,000	80%	1040-1160	33-1/3 x 14-3/16 x 29 (847 x 360 x 737)	107 (49)	
N8MSL0701408A	66,000	80%	595-870	33-1/3 x 14-3/16 x 29 (847 x 360 x 737)	111 (50)	
N8MSL0701412A	66,000	80%	1050-1200	33-1/3 x 14-3/16 x 29 (847 x 360 x 737)	115 (52)	
N8MSL0701716A	66,000	80%	1240-1505	33-1/3 x 17-1/2 x 29 (847 x 445 x 737)	126 (57)	
N8MSL0901714B	88,000	80%	1065-1385	33-1/3 x 17-1/2 x 29 (847 x 445 x 737)	127 (58)	
N8MSL0902116A	88,000	80%	1375-1635	33-1/3 x 21 x 29 (847 x 533 x 737)	140 (64)	
N8MSL0902120A	88,000	80%	1715-2025	33-1/3 x 21 x 29 (847 x 533 x 737)	146 (66)	
N8MSL1101712A	110,000	80%	1155-1355	33-1/3 x 17-1/2 x 29 (847 x 445 x 737)	135 (61)	
N8MSL1102116A	110,000	80%	1310-1655	33-1/3 x 21 x 29 (847 x 533 x 737)	146 (66)	
N8MSL1102122A	110,000	80%	1650-2205	33-1/3 x 21 x 29 (847 x 533 x 737)	152 (69)	
N8MSL1352116A	132,000	80%	1380-1710	33-1/3 x 21 x 29 (847 x 533 x 737)	149 (68)	
N8MSL1352422A	132,000	80%	1705-2160	33-1/3 x 24-1/2 x 29 (847 x 622 x 737)	163 (74)	
N8MSL1552420A	154,000	80%	1695-2215	33-1/3 x 24-1/2 x 29 (847 x 622 x 737)	170 (77)	

Gas Furnace Accessories

Model Number	Description	Used With Models	Notes
TWINNING KIT			
NAHA00601WK	Twinning kit. Allows operation of two identical size model furnaces.	All F8MT & N8MS Models	
NAHA00701WK	Twinning kit. Allows operation of two identical size model furnaces.	F9MXT, F9MXE, N9MSB, N9MSE 060/080/100/120k Models	
GAS CONVERSION KITS			
Natural Gas to Propane Gas			
NAHA00901LP	Natural gas to Propane conversion kit. Allows field conversion to Propane gas.	All F8M, N8MS, F9MXE, N9MSE, N9MSB Models	
NAHB01001LP	Natural gas to Propane conversion kit. Allows field conversion to Propane gas.	All F8MVL, F8MTL, F9MAE, F9MVE, F9MXT Models	
MOBILE HOME CONVERSION KIT			
NAHA00101MH	Single Stage conversion kit	F9MXE, N9MS 40,000 to 120,000 Furnaces	
Propane Gas to Natural Gas			
NAHA00901NG	Propane to Natural gas conversion kit. Allows field conversion to Natural gas.	All F8M, N8MS, F9MXE, N9MSE, N9MSB Models	
NAHB01001NG	Propane to Natural gas conversion kit. Allows field conversion to Natural gas.	All F8MVL, F8MTL, F9MAE, F9MVE, F9MXT Models	
NEUTRALIZER KIT			
NAHA001NK 612833 +	Condensate neutralizer kit for condensing gas furnaces	ALL 90+ FURNACES IF REQUIRED	
COIL ADAPTER			
NAHB00101CA	Coil Adapter Kit with No Offset	All F9MAE, F9MVE, F9MXT, F9MXE, N9MSB, N9MSE	
NAHB00201CA	Coil Adapter Kit with Single Offset	All F9MAE, F9MVE, F9MXT, F9MXE, N9MSB, N9MSE	
NAHB00301CA	Coil Adapter Kit with Double Offset	All F9MAE, F9MVE, F9MXT, F9MXE, N9MSB, N9MSE	
RETURN AIR BASE (UPFLOW APPLICATIONS)			
NAHA01401RA	Return Air Kit 14.2" Wide	All F9MAE, F9MVE, F9MXT, F9MXE, N9MSB, N9MSE	
NAHA01701RA	Return Air Kit 17.5" Wide	All F9MAE, F9MVE, F9MXT, F9MXE, N9MSB, N9MSE	
NAHA02101RA	Return Air Kit 21" Wide	All F9MAE, F9MVE, F9MXT, F9MXE, N9MSB, N9MSE	
NAHA02401RA	Return Air Kit 24.5" Wide	All F9MAE, F9MVE, F9MXT, F9MXE, N9MSB, N9MSE	
FILTER KITS			
NAHB00501FF‡	Bottom return filter rack 14"	All 14" F8M, N8MS, F9M, N9MS	
NAHB00601FF‡	Bottom return filter rack 17"	All 17" F8M, N8MS, F9M, N9MS	
NAHA00506FB†	Washable filter, 1 inch 16 x 25 (6 pack)	All 17" & 14" F8M, N8MS, F9M, N9MS	
NAHB00701FF‡	Bottom return filter rack 21"	All 21" F8M, N8MS, F9M, N9MS	
NAHB00801FF‡	Bottom return filter rack 24"	All 24" F8M, N8MS, F9M, N9MS	
NAHA00706FB	Washable filter, 1 inch 24 x 25 (6 pack)	All 21" & 24" F8M, N8MS, F9M, N9MS	
NAHA00901FF‡	External side return filter rack 16 x 25"	All F8M, N8MS & F9M, N9MS	
COMBUSTIBLE FLOOR SUBBASES			
NAHA01101SB	Combustible Floor Subbase (not required when evaporator coil case is used)	Counterflow F8M, N8MS, F9M, N9MS	
† Suitable for side return filter rack and 17" external bottom filter rack.			
‡ Washable filter included with rack			
HIGH ALTITUDE KIT & PRESSURE SWITCH			
NAHA00201HL	Hi Altitude Kit	F8MVL & F8MTL	

+ Must be ordered from Service Parts

(A)=Series A, (B)=Series B, (C)=Series C, & (D)=Series D

continued on next page

Gas Furnace Accessories (continued)

Model Number	Description	Used With Models	Notes
WARNING LABEL REPLACEMENT KIT			
NAHB00301WL	To replace Warning & Operating Labels	All F8M & N8MS Furnace	
VENT KITS			
NAHB00301VC	Downflow vent guard (not required when vent is routed through cabinet)	All F8M & N8MS Furnaces in the Downflow Applications	
NAHA00101VC	Internal Vent Kit (Through the cabinet)	All F9M, N9MS Furnaces	
NAHA00301VT	2" Direct Vent Termination Bracket	All F9M, N9MS Furnaces	
NAHA00401VT	3" Direct Vent Termination Bracket	All F9M, N9MS Furnaces	
NAHA001CV 1011129+	3" (76.2mm) Concentric vent kit allows single wall penetration for 2 pipe direct vent applications (90+)	F9M, N9MS (See Vent Tables)	
NAHA002CV	2" (50.8mm) Concentric vent kit allows single wall penetration for 2 pipe direct vent applications (90+)	F9M, N9MS (See Vent Tables)	
NAHA00101CK	Inlet Air Pipe Coupling for Polypropylene Vent Systems	All F9M, N9MS Furnaces	
MASONRY CHIMNEY ADAPTER			
NAHA00301DH	Chimney adapter kit 5"	F8M & N8MS Greater than or equal to 135,000 Btuh	
NAHA00401DH	Chimney adapter kit 4"	F8M & N8MS - Less than 135,000 Btuh	
FREEZE PROTECTION			
NAHA00101HH	Condensate drain line protection	All F9M, N9MS Furnaces	
NAHA00201HH	Condensate Freeze protection	All F9M, N9MS Furnaces	
HORIZONTAL INSTALLATION KIT			
NAHA00101HV	Trap Grommet (Direct vent application only)	All F9M, N9MS Furnaces	
DRAIN ACCESSORY KIT			
NAHA00110DA	1/2" CPVC to 3/4" PVC (10 Pack)	All F9M, N9MS Furnaces	
NAHA00101CT	External Drain Kit	All F9M, N9MS Furnaces	
MOTOR SIMULATOR KIT			
NAHA00101MS	Motor Simulator Kit	All F9MAE Furnaces	

+ Must be ordered from Service Parts

(A)=Series A, (B)=Series B, (C)=Series C, & (D)=Series D

REFER TO PRODUCT SPECIFICATIONS FOR EXACT ACCESSORY MATCH.

MULTI-POSITION, VARIABLE SPEED OIL FURNACE

FEATURES

- Stainless steel construction with heavy gauge heat exchanger quickly transfers heat to the ambient air
- High efficiency ECM variable speed motor, with constant airflow, delivers the right amount of air for improved comfort and great savings
- Dehumidification with variable speed ECM motor allows modulation of blower speed to better extract humidity
- Sound attenuator, integrated inside secondary heat exchanger. High density acoustic wool dampens combustion sound.
- High static pressure Riello F40 burner coupled with electric air-damper
- Multi-position, true four way multipoise unit that opens-up installation possibilities
- External inspection port/clean outs for easy access and sealed from blower compartment, adjust combustion parameters and perform inspections easily with this sealed, spring-loaded access port
- Approved for chimney vent only
- High quality finish with high gloss baked electrostatic paint
- Efficient AFUE up to 86.8% Canada, 85.7% US
- Front flue (breach)
- Shipped complete with burner installed, barometric draft regulator supplied, external filter rack

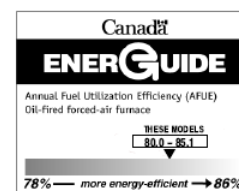
WARRANTY *

- 10 year No Hassle Replacement™ limited warranty
- Lifetime heat exchanger limited warranty with timely registration
- 5 year parts limited warranty
 - With timely registration, an additional 5 year parts limited warranty

* For owner-occupied residential applications only. See warranty certificate for complete details and restrictions, including warranty coverage for other applications.



Illustrations and photographs are only representative. Some Product models may vary.



ONLY applies to applications in Canada where the furnace is installed in the conditioned space, per sections 5.35.1.2 and 4.7.1.1 of CSA standard B212 dated October 2000.



UNIT PERFORMANCE DATA

Model Number	Input (MBTUH)	Efficiency AFUE		Cooling Capacity @ .5 in wc (125 Pa)	Height x Width x Depth† in (mm)	Operating Weight lbs (kg)	Notes
		CANADA	US				
NOMV106D12	70,000-105,000	82.4-83.2	81.6-82.3	3 TON	48-3/4 x 20 x 35 (1238 x 508 x 889)	221 (100)	
NOMV156E19	119,000-154,000	85.5-86.8	84.3-85.7	5 TON	48-3/4 x 20 x 36 (1346 x 508 x 1003)	270 (122)	

† Depth with the burner

HI-BOY MULTI-POSITION, VARIABLE SPEED OIL FURNACE

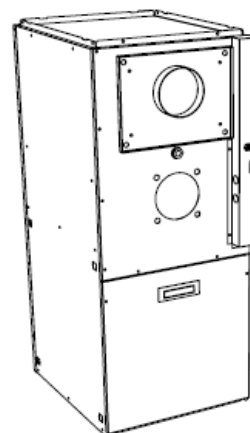
FEATURES

- Stainless steel, heavy gauge heat exchanger quickly transfers heat to the ambient air
- Multi-position, four way multipoise unit that opens-up installation possibilities
- Low profile - OMV098 is 40-3/4 inches (1035 mm) high, OMV112 is 41-1/2 inches (1054mm) high, OMF154 is 47-7/8 inches (1216mm) high
- Sound attenuator, integrated inside secondary heat exchanger. High density acoustic wool dampens combustion sound.
- Variable speed blower ECM motor that provides true constant CFM capabilities
- Dehumidification with variable speed ECM motor allows modulation of blower speed to better extract humidity
- Choice of high static pressure oil burners: Beckett AFG & NX, Riello 40 (Burners must be ordered separately)
- Inspection port/clean outs external for easy access and sealed, adjust combustion parameters and simplify inspections parameters and perform inspections easily with this sealed, spring-loaded access port
- Approved for chimney vent and sealed combustion installations
- High quality, high gloss baked finish
- Efficient AFUE up to 86.7% Canada, 86.3% US
- Front flue (breach)

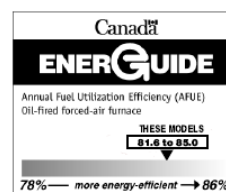
WARRANTY *

- 10 year No Hassle Replacement™ limited warranty
- Lifetime heat exchanger limited warranty with timely registration
- 5 year parts limited warranty
 - With timely registration, an additional 5 year parts limited warranty

* For owner-occupied residential applications only. See warranty certificate for complete details and restrictions, including warranty coverage for other applications.



Illustrations and photographs are only representative. Some Product models may vary.



ONLY applies to applications in Canada where the furnace is installed in the conditioned space, per sections 5.35.1.2 and 4.7.1.1 of CSA standard B212 dated October 2000.



UNIT PERFORMANCE DATA

Model Number	Input (MBTUH)	Efficiency AFUE		Cooling Capacity @ .5 in wc (125 Pa)	Height x Width x Depth† in (mm)	Operating Weight lbs (kg)	Notes
		CANADA	US				
OMV098J12B	70,000-98,000	81.9 - 85.0‡	81.9 - 85.0‡	3 TON	40-3/4 x 16-7/8 x 21-1/2 (1035 x 429 x 546)	125 (57)	
OMV112K14A	95,200-112,000	85.0‡ - 85.5‡	85.0‡ - 85.2‡	3.5 TON	41-1/2 x 21-3/4 x 25-3/4 (1054 x 553 x 654)	153 (70)	
OMV154L20A	126,000-154,000	85.3‡-86.7‡	85.0‡-86.3‡	5.0 Tons	47-7/8 x 28-1/2 x 25 (1216 x 724 x 635)	200 (90)	

‡ Meets EnergyStar Guidelines (Only specific firing rates meet the ENERGY STAR® guidelines).

† Depth without the burner

LO-BOY VARIABLE MOTOR OIL FURNACE

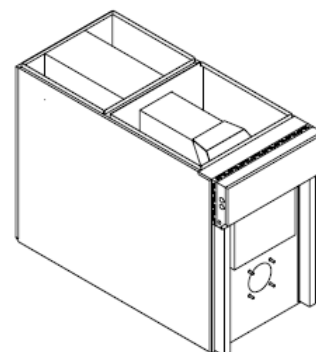
FEATURES

- Stainless steel, heavy gauge heat exchanger quickly transfers heat to the ambient air
- Variable speed ECM motor that provides true constant CFM capabilities
- Fan control switch for continuous operation
- Easy access control panel
- Low profile OLV098 is 33-3/4 (857mm) high, OLV112 is 33-3/4 (857mm) high, OLV154 is 39-1/4 inches (997mm) high
- Sound attenuator, high density acoustic wool dampens combustion sound
- Choice of high efficiency, high static pressure oil burners
Riello or Beckett AFG & NX burners (Burners ordered and shipped separately)
- Inspection port external for easy access and sealed, adjust combustion parameters and simplify inspections
- Accessories included, barometric draft regulator, internal filter rack and air filter
- High quality, high glass baked finish
- Efficient AFUE up to 88.1% Canada, 87.5% US
- Approved for chimney vent and sealed combustion installations

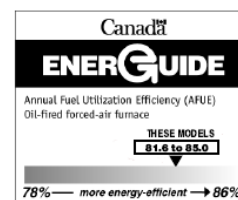
WARRANTY *

- 10 year No Hassle Replacement™ limited warranty
- Lifetime heat exchanger limited warranty with timely registration
- 5 year parts limited warranty
 - With timely registration, an additional 5 year parts limited warranty

* For owner-occupied residential applications only. See warranty certificate for complete details and restrictions, including warranty coverage for other applications.



Illustrations and photographs are only representative. Some Product models may vary.



ONLY applies to applications in Canada where the furnace is installed in the conditioned space, per sections 5.35.1.2 and 4.7.1.1 of CSA standard B212 dated October 2000.



UNIT PERFORMANCE DATA

Model Number	Input (MBTUH)	Efficiency AFUE		Cooling Capacity @ .5 in wc (125 Pa)	Height x Width x Depth† in (mm)	Operating Weight lbs (kg)	Notes
		CANADA	US				
OLV098A12A	70,000-98,000	85.4 ‡ 87.9 ‡	85.0 ‡ 86.9 ‡	3 TON	33-3/4 x 21 x 47 (857 x 533 x 1194)	175 (80)	
OLV112A16A	81,100-112,000	86.4 ‡ 88.1 ‡	85.9 ‡ 87.2 ‡	4 TON	33-3/4 x 21 x 48 (857 x 533 x 1219)	195 (89)	
OLV154F20A	107,700-154,000	86.1 ‡ 87.7 ‡	85.5 ‡ 87.5 ‡	5 TON	39-1/4 x 24 7/8 x 52 (997 x 632 x 1320)	270 (122.5)	

‡ Meets EnergyStar Guidelines

† Depth without the burner

NOMF Riello Burner

MULTI-POSITION OIL FURNACE

FEATURES

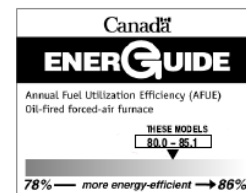
- Fan control switch for continuous speed
- Accessory terminals prewired for easy add-on electronic air cleaner and power humidifier
- Air conditioning ready for easy add-on
- Large external front clean out for easy cleaning
- Clean out sealed from blower compartment (no soot to spread)
- Easy access control panel
- Sight glass/view port
- Test ports factory installed to provide efficient access for set-up and service
- Easy access heat exchanger manufactured from heavy gauge steel
- Multi-speed direct drive motors permanently lubricated for long life performance
- Heavy-duty insulated cabinet for quiet operation
- Approved for 2" (51mm) clearance to combustibles for tight installations
- Stainless steel primary heat exchanger
- Precision balanced blower ensures quiet, efficient air distribution
- Raised cabinet base allows air to circulate under the cabinet, eliminates dampness
- Approved chimney applications ONLY
- Efficient AFUE up to 86.6% Canada, 84.7% US
- Front flue (breach)
- Shipped complete with vestibule, barometric damper, burners and nozzles are installed
- Filters and filter rack included

WARRANTY *

- Lifetime heat exchanger limited warranty with timely registration
 - 5 year parts limited warranty
 - With timely registration, an additional 5 year parts limited warranty
- * For owner-occupied residential applications only. See warranty certificate for complete details and restrictions, including warranty coverage for other applications.



Illustrations and photographs are only representative. Some Product models may vary.



ONLY applies to applications in Canada where the furnace is installed in the conditioned space, per sections 5.35.1.2 and 4.7.1.1 of CSA standard B212 dated October 2000.



UNIT PERFORMANCE DATA

Model Number	Input (MBTUH)	Efficiency AFUE		Cooling Capacity @ .5 in wc (125 Pa)	Height x Width x Depth† in (mm)	Operating Weight lbs (kg)	Notes
		CANADA	US				
NOMF106D12C	70,000-105,000	82.9-83.8	81.5-82.6	3 TON	48-3/4 x 20 x 35 (1238 x 508 x 889)	221 (100)	
NOMF156E19C	119,000-154,000	85.4-86.6	83.8-84.7	5 TON	53 x 20 x 39-1/2 (1346 x 508 x 1003)	270 (122)	

† Depth with the burner

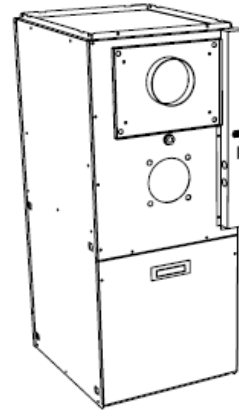
HI-BOY MULTI-POSITION OIL FURNACE

FEATURES


- Stainless steel, heavy gauge heat exchanger quickly transfers heat to the ambient air
- Multi-position, four way multipoise unit that opens-up installation possibilities
- Low profile - OMF098 is 40-3/4 inches (1035 mm) high, OMF112 is 41-1/2 inches (1054mm) high, OMF154 is 47-7/8 inches (1216mm) high
- Sound attenuator, integrated inside secondary heat exchanger
- High density acoustic wool dampens combustion sound
- Choice of high static pressure oil burners:
Beckett AFG & NX, Riello 40 (Burners must be ordered separately)
- Inspection port external for easy access and sealed, adjust combustion parameters and simplify inspections
- Approved for chimney vent and sealed combustion installations
- High quality, high gloss baked finish
- Efficient AFUE up to 87.0% Canada, 86.4% US
- Front flue (breach)

WARRANTY *

- Lifetime heat exchanger limited warranty with timely registration
 - 5 year parts limited warranty
 - With timely registration, an additional 5 year parts limited warranty
- * For owner-occupied residential applications only. See warranty certificate for complete details and restrictions, including warranty coverage for other applications.



Illustrations and photographs are only representative. Some Product models may vary.



ONLY applies to applications in Canada where the furnace is installed in the conditioned space, per sections 5.35.1.2 and 4.7.1.1 of CSA standard B212 dated October 2000.



UNIT PERFORMANCE DATA							
Model Number	Input (MBTUH)	Efficiency AFUE		Cooling Capacity @ .5 in wc (125 Pa)	Height x Width x Depth† in (mm)	Operating Weight lbs (kg)	Notes
		CANADA	US				
OMF098J10B	70,000-98,000	84.0-87.0‡	83.3-86.4‡	2.5 TON	40-3/4 x 16-7/8 x 21-1/2 (1035 x 429 x 546)	125 (57)	
OMF112K14A	95,200-112,000	85.5‡ - 87.1‡	84.4‡ - 85.8‡	3.5 TON	41-1/2 x 21-3/4 x 25-3/4 (1054 x 553 x 654)	153 (70)	
OMF154L20A	126,000-154,000	85.3‡-87.0‡	85.0‡-86.1‡	5.0 Tons	47-7/8 x 28-1/2 x 25 (1216 x 724 x 635)	200 (90)	

‡ Meets EnergyStar Guidelines (Only specific firing rates meet the ENERGY STAR® guidelines).

† Depth without the burner

LO-BOY OIL FURNACE

FEATURES

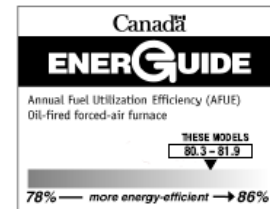
- Fan control switch for continuous speed
- Accessory terminals prewired for easy add-on electronic air cleaner and power humidifier.
- Air conditioning ready for easy add-on
- Large external front clean out for easy cleaning
- Clean out sealed from blower compartment (no soot to spread)
- Easy access control panel
- Sight glass/view port
- High efficiency Beckett burners
- Easy access heat exchanger manufactured from heavy gauge steel
- Multi-speed direct drive motors permanently lubricated for long life performance
- Heavy-duty insulated cabinet for quiet operation
- Approved for 1" (25mm) clearance to combustibles for tight installations
- Ceramic combustion chamber withstands temperature of 2600° F (1427° C) with unique self aligning design
- Precision balanced blower ensures quiet, efficient air distribution
- Raised cabinet base allows air to circulate under the cabinet, eliminates dampness
- Approved chimney applications ONLY
- Efficient AFUE up to 85.9% Canada, 86.0% US
- Front flue (breach)
- Shipped complete with vestibule, barometric damper, burners and nozzles are installed

WARRANTY *

- Lifetime heat exchanger limited warranty with timely registration
 - 5 year parts limited warranty
 - With timely registration, an additional 5 year parts limited warranty
- * For owner-occupied residential applications only. See warranty certificate for complete details and restrictions, including warranty coverage for other applications.



Illustrations and photographs are only representative. Some Product models may vary.



ONLY applies to applications in Canada where the furnace is installed in the conditioned space, per sections 5.35.1.2 and 4.7.1.1 of CSA standard B212 dated October 2000.



UNIT PERFORMANCE DATA

Model Number	Input (MBTUH)	Efficiency AFUE		Cooling Capacity @ .5 in wc (125 Pa)	Height x Width x Depth† in (mm)	Operating Weight lbs (kg)	Notes
		CANADA	US				
NOLF105A12D	70,000-105,000	82.9-85.9	79.6-86.0	1.5 - 3 TON	32 x 21 x 53-1/4 (813 x 533 x 1352)	207 (94)	

† Depth with the burner

LO-BOY UPFLOW OIL FURNACE

FEATURES

- Fan control switch for continuous fan operation
- Accessory terminals prewired for easy add-on electronic air cleaner and power humidifier
- Air conditioning ready for easy add-on
- Large external front clean out for easy cleaning
- Clean out sealed from blower compartment (no soot to spread)
- Easy access control panel
- Sight glass/view port (some models only)
- Furnaces available with your choice of high efficiency Riello or Beckett burners (Burners ordered and shipped separately)
- Easy access heat exchanger manufactured from heavy gauge steel
- Multi-speed direct drive motors permanently lubricated for long life performance
- Heavy-duty insulated cabinet for quiet operation
- Approved for 1" (25mm) clearance to combustibles for tight installations
- Ceramic combustion chamber withstands temperature of 2600° F (1427° C) with unique self aligning design
- Precision balanced blower ensures quiet, efficient air distribution
- Raised cabinet base allows air to circulate under the cabinet, eliminates dampness
- Approved chimney or some direct vent applications with accessories
- Efficient AFUE up to 85.7% Canada, 85.1% US
- OLF - Front flue (breach)
- OLR - Rear flue (breach)

WARRANTY *

- Lifetime heat exchanger limited warranty with timely registration
- 5 year parts limited warranty
 - With timely registration, an additional 5 year parts limited warranty


* For owner-occupied residential applications only. See warranty certificate for complete details and restrictions, including warranty coverage for other applications.



Illustrations and photographs are only representative. Some Product models may vary.



Illustrations and photographs are only representative. Some Product models may vary.



ONLY applies to applications in Canada where the furnace is installed in the conditioned space, per sections 5.35.1.2 and 4.7.1.1 of CSA standard B212 dated October 2000.

UNIT PERFORMANCE DATA

Model Number	Input (MBTUH)	Efficiency AFUE		Cooling Capacity @ .5 in wc (125 Pa)	Height x Width x Depth† in (mm)	Operating Weight lbs (kg)	Notes
		CANADA	US				
OLR105A12D	70,000-105,000	83.7-86.8	80.5-85.7	1.5 - 3 TON	32 x 21 x 43.4 (813 x 533 x 1102)	200 (91)	
OLF105A12C	70,000-105,000	81.9-85.9	78.7-86.0	1.5 - 3 TON	32 x 21 x 43.4 (813 x 533 x 1102)	207 (94)	
OLR160B20C	119,000-159,600	80.4-85.1	78.7-83.1	1.5 - 5 TON	40 x 25 x 51.4 (1016 x 635 x 1306)	235 (107)	

† Depth without the burner

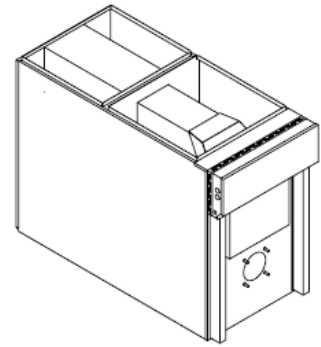
LO-BOY UPFLOW OIL FURNACE

FEATURES


- Stainless steel, heavy gauge heat exchanger quickly transfers heat to the ambient air
- Multi-speed direct drive motors permanently lubricated for long life performance
- Easy access control panel
- Low profile OLR098 is 33-3/4 (857mm) high, OLR112 is 33-3/4 (857mm) high, OLR154 is 39-1/4 inches (997mm) high
- Sound attenuator, high density acoustic wool dampens combustion sound
- Choice of high static pressure oil burners: Beckett AFG & NX, Riello 40 (Burners must be ordered separately)
- Inspection port external for easy access and sealed, adjust combustion parameters and simplify inspections
- Accessories included, barometric draft regulator, internal filter rack and air filter
- High quality, high gloss baked finish
- Efficient AFUE up to 87.0% Canada, 86.4% US
- Approved for chimney vent and sealed combustion installations

WARRANTY *

- Lifetime heat exchanger limited warranty with timely registration
 - 5 year parts limited warranty
 - With timely registration, an additional 5 year parts limited warranty
- * For owner-occupied residential applications only. See warranty certificate for complete details and restrictions, including warranty coverage for other applications.



Illustrations and photographs are only representative. Some Product models may vary.



ONLY applies to applications in Canada where the furnace is installed in the conditioned space, per sections 5.85.1.2 and 4.7.1.1 of CSA standard C612 dated October 2000.

UNIT PERFORMANCE DATA							
Model Number	Input (MBTUH)	Efficiency AFUE		Cooling Capacity @ .5 in wc (125 Pa)	Height x Width x Depth† in (mm)	Operating Weight lbs (kg)	Notes
		CANADA	US				
OLR098A12A	77,000-98,000	85.4 ‡ 87.9 ‡	85.0 ‡ 86.9 ‡	3 TON	33-3/4 x 21 x 47 (857 x 533 x 1194)	175 (79)	
OLR112A16A	95,200-112,000	86.4 ‡ 88.1 ‡	85.9 ‡ 87.2 ‡	4 TON	33-3/4 x 21 x 48 (857 x 533 x 1219)	195 (89)	
OLR154F20A	126,000-154,000	86.1 ‡ 87.7 ‡	85.5 ‡ 87.5 ‡	5 TON	39-1/4 x 24 7/8 x 52 (997 x 632 x 1320)	270 (122.5)	

‡ Meets EnergyStar Guidelines

† Depth without the burner

HI-BOY UPFLOW OIL FURNACE

FEATURES


- Fan control switch for continuous low speed
- Accessory terminals prewired for easy add-on electronic air cleaner and power humidifier
- Air conditioning ready for easy add-on
- Large external front clean out for easy cleaning
- Clean out sealed from blower compartment (no soot to spread)
- Easy access control panel
- Sight glass/view port
- Furnaces available with your choice of high efficiency Riello or Beckett burners (Burners ordered and shipped separately)
- Test ports factory installed to provide efficient access for set-up and service
- Easy access heat exchanger manufactured from heavy gauge steel
- Multi-speed direct drive motors permanently lubricated for long life performance
- Heavy-duty insulated cabinet for quiet operation
- Approved for 1" (25mm) clearance to combustibles for tight installations
- Ceramic combustion chamber withstands temperature of 2600° F (1427° C) with unique self aligning design
- Precision balanced blower ensures quiet, efficient air distribution
- Raised cabinet base allows air to circulate under the cabinet, eliminates dampness
- Approved chimney or direct vent applications
- Efficient AFUE up to 86.1% Canada, 84.8% US
- Front flue (breach)

WARRANTY *

- Lifetime heat exchanger limited warranty with timely registration
 - 5 year parts limited warranty
 - With timely registration, an additional 5 year parts limited warranty
- * For owner-occupied residential applications only. See warranty certificate for complete details and restrictions, including warranty coverage for other applications.



Illustrations and photographs are only representative. Some Product models may vary.



ONLY applies to applications in Canada where the furnace is installed in the conditioned space, per sections 5.35.1.2 and 4.7.1.1 of CSA standard B212 dated October 2000.

UNIT PERFORMANCE DATA

Model Number	Input (MBTUH)	Efficiency AFUE		Cooling Capacity @ .5 in wc (125 Pa)	Height x Width x Depth† in (mm)	Operating Weight lbs (kg)	Notes
		CANADA	US				
OUF105A12C	70,000-105,000	80.9-86.1	79.4-84.8	2 - 3 TON	48 x 21 x 23.4 (1219 x 533 x 594)	200 (91)	
OUF160B18C	119,000-159,600	81.3-85.4	80.0-84.3	3.5 - 5 TON	58-1/4 x 25 x 27.4 (1480 x 635 x 696)	248 (112)	

† Depth without the burner

LO-BOY OIL FURNACE

FEATURES


- Fan control switch for continuous low speed
- Large external front clean out for easy cleaning
- Clean out sealed from blower compartment (no soot to spread)
- Easy access control panel
- Sight glass/view port
- Furnaces are available with your choice of high efficiency Riello or Beckett burners (Burners ordered and shipped separately)
- Easy access heat exchanger manufactured from heavy gauge steel
- Multi-speed direct drive motors permanently lubricated for long life performance
- Heavy-duty insulated cabinet for quiet operation
- Precision balanced blower ensures quiet, efficient air distribution
- Raised cabinet base allows air to circulate under the cabinet, eliminates dampness
- Efficient AFUE up to 86.7% Canada, 85.4% US
- OLR - Rear flue (breach)

WARRANTY *

- Lifetime heat exchanger limited warranty with timely registration
 - 5 year parts limited warranty
 - With timely registration, an additional 5 year parts limited warranty
- * For owner-occupied residential applications only. See warranty certificate for complete details and restrictions, including warranty coverage for other applications.



Illustrations and photographs are only representative. Some Product models may vary.



UNIT PERFORMANCE DATA

Model Number	Input (MBTUH)	Efficiency AFUE		Cooling Capacity @ .5 in wc (125 Pa)	Height x Width x Depth† in (mm)	Operating Weight lbs (kg)	Notes
		CANADA	US				
OLR210F19C	168,000-210,000	84.6-86.7	83.1-85.4	5 TON	36-1/2 x 20-1/4 x 50-5/8 (918 x 533 x 1286)	240 (109)	

† Depth without the burner

LO-BOY UPFLOW OIL FURNACE

FEATURES

- Fan control switch for continuous speed
- Large external rear clean out for easy cleaning
- Clean out sealed from blower compartment (no soot to spread)
- Easy access control panel
- Sight glass/view port
- Furnaces available with your choice of high efficiency
Riello or Beckett burners (Burners ordered and shipped separately)
- Easy access heat exchanger manufactured from heavy gauge steel
- Multi-speed direct drive motors permanently lubricated for long life performance
- Heavy-duty insulated cabinet for quiet operation
- Precision balanced blower ensures quiet, efficient air distribution
- Raised cabinet base allows air to circulate under the cabinet, eliminates dampness
- Efficient AFUE up to 81.5%
- Not air conditioning ready
- Rear flue (breach)

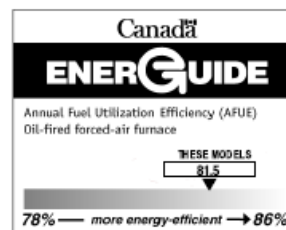
WARRANTY *

- Lifetime heat exchanger limited warranty with timely registration
- 5 year parts limited warranty
 - With timely registration, an additional 5 year parts limited warranty

* For owner-occupied residential applications only. See warranty certificate for complete details and restrictions, including warranty coverage for other applications.



Illustrations and photographs are only representative. Some Product models may vary.



UNIT PERFORMANCE DATA

Model Number	Input (MBTUH)	Efficiency AFUE		Height x Width x Depth† in (mm)	Operating Weight lbs (kg)	Notes
		CANADA	US			
OLR350H28B	245,000 - 350,800	81.5	81.5	46-7/8 x 26 x 66-7/8 (1191 x 660 x 1699)	400 (181)	

† Depth without the burner

Oil Furnace Accessories

Model Number	Description	Used With Models	Notes
OIL BURNERS			
N01F034	Riello 40-BF3 Oil Burner for 5" Breech Models (Direct)	NOLF105, OLF105, OLR105, OUF105	
N01F035	Riello 40-BF5 Oil Burner (Direct)	OLR160	
N01F040	Riello 40-F5 Oil Burner	OLR210, OTF210	
N01F041	Beckett 40-F5 Oil Burner (Direct)	OLR350	
N01F049	Riello 40-F3 Oil Burner for 5" Breech Models (Chimney)	NOLF105, OLF105, OLR105, OUF105	
N01F050	Riello 40-F5 Oil Burner for 6" Breech Models (Chimney)	OLR160	
N01F051	Riello Oil Burner (Chimney)	OMF112, OMV112, OLR112, OLV112	
N01F052	Riello Oil Burner (Direct)	OMF112, OMV112, OLR112, OLV112	
N01F053	Riello Oil Burner (Chimney)	OLR154, OLV154	
N01F054	Riello (Chimney venting)	OMF098, OMV098, OLR098, OLV098	
N01F055	Riello Oil Burner (Direct)	OMF098, OMV098, OLR098, OLV098	
N01F056	Riello Oil Burner (Direct)	OLR154, OLV154	
N01J038	Beckett AFII-85 Oil Burner for 5" Breech Models (Direct vent)	NOLF105, OLF105, OLR105, OUF105	
N01J039	Beckett AFG-F3 Oil Burner for 6" Breech Models (Chimney)	OLR160	
N01J040	Beckett AFG-F0 Oil Burner for 5" Breech Models (Chimney)	OUF105, NOLF105, OLR105, OLF105	
N01J041	Beckett AFII-150 Oil Burner for 6" Breech Models (Direct vent)	OLR160	
N01J045	Beckett AFG-F6 Oil Burner (Shipped with Nozzle 1.25 - 70° W)	OLR210, OTF210	
N01J046	Beckett AFG-F6 Oil Burner (Shipped with Nozzle 2.25 - 70° B)	OLR350	
N01J050	Beckett NX Oil Burner	OMF098, OLR098, OLV098, OMV098	
N01J052	Beckett NX Oil Burner	OMF112, OLR112, OLV112, OMV112	
N01J053	Beckett Oil Burner (Chimney or Direct)	OLR154, OLV154, OMF154, OMV154	
N01J054	Beckett AFG-L2 Oil Burner (Chimney)	OMF098, OLR098, OLV098, OMV098	
N01J055	Beckett AFG-L2 Oil Burner (Chimney)	OMF112, OLR112, OLV112, OMV112	
NOZZLES			
N03F014	Nozzle, Oil Burner, Delavan, 0.50 GPH/60° A (w/ Burner)	OLR105, OLF105, OUF105 OMF098, OMV098, OLR098, OLV098	
N03F015	Nozzle, Oil Burner, Delavan, 0.50 GPH/70° A Riello (w/ Burner)	OUF105, NOLF105, OLR105, OLF105, OMF098, OMV098, OMF112, OMV112, OLR098, OLV098	
N03F017	Nozzle, Oil Burner, Delavan, 0.6 GPH/60° A Beckett	NOLF105, OLF105, OLR105, OUF105, OMF098, OMV098, OLR098, OLV098, OMF112, OMV112	
N03F018	Nozzle, Oil Burner, Delavan, 0.40 GPH/70° A Riello	NOMF106, NOMV106, OMF098, OMV098	
N03F024	Nozzle, Oil Burner, Delavan, 0.70 GPH/70° A Riello	OMV112, OMF112, OLR160	
N03F026	Nozzle, Oil Burner, Delavan, 0.60 GPH/70° A Riello	OMF098, OMV098, OMF112, OMV112, OLR154, OLV154	
N03F027	Nozzle, Oil Burner, Delavan, 0.40 GPH/70° A Beckett	OMF098, OMV098, OLF105, OLR105	
N03F028	Nozzle, Oil Burner, Delavan, 0.75 GPH/70° A Riello	OLR154, OLV154, OMF154, OMV154	
N03F029	Nozzle, Oil Burner, Delavan, 0.90 GPH/70° A Riello	OLR154, OLV154, OMF154, OMV154	
N03F030	Nozzle, Oil Burner, Delavan, 0.70 GPH/60° A Beckett	OMF112, OMV112	

continued on next page

Oil Furnace Accessories (continued)

Model Number	Description	Used With Models	Notes
NOZZLES (continued)			
N03G006	Nozzle, Oil Burner, Delavan, 0.50 GPH/70° W	NOMF105, NOMF106, NOMV106	
N03G007	Nozzle, Oil Burner, Delavan, 0.65 GPH/70° W	NOMF106 & NOMV106	
N03G010	Nozzle, Oil Burner, Delavan, 0.50 GPH/60° W	NOLF105, OLF105, OLR105, OUF105	
N03G011	Nozzle, Oil Burner, Delavan, 0.60 GPH/60° W	NOLF105, OLF105, OLR105, OUF105, OLF140	
N03G012	Nozzle, Oil Burner, Delavan, 1.00 GPH/70° W	NOMF156, NOMV156, OLR350, OTF210, OLF140, OLR210	
N03G013	Nozzle, Oil Burner, Delavan, 1.10 GPH/70° W	OTF210, OLR210	
N03G016	Nozzle, Oil Burner, Delavan, 0.85 GPH/70° W	NOMF156, NOMV156, OLF140	
N03G024	Nozzle, Oil Burner, Delavan, 1.25 GPH/70° W	OLR210, OTF210	
N03G027	Nozzle, Oil Burner, Delavan, 1.50 GPH/70° W	OLR350	
N03H001	Nozzle, Oil Burner, Delavan, 1.0 GPH/70° B	OLR160	
N03H008	Nozzle, Oil Burner, Delavan, 0.85 GPH/70° B	OLR160	
N03H010	Nozzle, Oil Burner, Delavan, 0.75 GPH/60° B	OLR154, OLV154	
N03H013	Nozzle, Oil Burner, Delavan, 0.75 GPH/70° B	NOMV156, OLR160	
N03H014	Nozzle, Oil Burner, Delavan, 0.60 GPH/70° B	OUF105, NOLF105, OLR105, OLF105	
N03H022	Nozzle, Oil Burner, Delavan, 1.75 GPH/60° B	OLR350	
N03H023	Nozzle, Oil Burner, Delavan, 2.00 GPH/60° W	OLR350	
N03H024	Nozzle, Oil Burner, Delavan, 2.25 GPH/60° B	OLR350	
N03H027	Nozzle, Oil Burner, Delavan, 0.55 GPH/70° B	NOMF105	
N03H029	Nozzle, Oil Burner, Delavan, 0.90 GPH/60° B	OLR154, OLV154	
VESTIBULE KITS			
LBVEST1M	Vestibule Kit for 5" Breech Low Boy Models	OLF105, OLR105, NOLF105	
LBVEST2M	Vestibule Kit for 6" Breech Low Boy Models	OLR160	
HBVEST1M	Vestibule Kit for 5" Breech High Boy Models	OUF105	
VENT TERMINAL KITS			
VTK1	Vent Terminal Kit for 5" Breech Models	NOLF105, OLF105, OLR105, OUF105	
VTK2	Vent Terminal Kit for 6" Breech Models	OLR160	
VTK65	Vent Terminal Kit for 5" Breech Models	OLR154, OLV154, OMF154, OMV154	
VTK098	Vent Terminal Kit for 4" Breech Models	OLV098, OLR098, OMF112, OMV112, OLR112, OLV112	
FLEX VENT			
IFV315	3" Ø x 15' (76mm x 4.6m) Insulated Flex Vent for 5" Breech Models	NOLF105, OLF105, OLR105, OUF105	
IFV323	3" Ø x 20' (76mm x 7m) Insulated Flex Vent for 5" Breech Models	NOLF105, OLF105, OLR105, OUF105	
IFV415	4" Ø x 15' (102mm x 4.6m) Insulated Flex Vent for 6" Breech Models	OLR160	
IFV423	4" Ø x 20' (102mm x 7m) Insulated Flex Vent for 6" Breech Models	OLR160	
IFV508	5" Ø x 10' (127mm x 2.4m) Flex Vent for 8' Breech Models	OLR154, OLV154, OMF154, OMV154	
IFV520	5" Ø x 20' (127mm x 6m) Flex Vent for 20' Breech Models	OLR154, OLV154, OMF154, OMV154	

continued on next page

Oil Furnace Accessories (continued)

Model Number	Description	Used With Models	Notes
FLEX VENT (continued)			
IFV09810	4" Ø x 10' (102mm x 3m) Insulated Flex Vent for 4" Breech Models	OMF098, OMV098, OLR098/OLV098, OLR112/OLV112 OMF112, OMV112	
IFV09820	4" Ø x 20' (102mm x 6m) Insulated Flex Vent for 4" Breech Models	OMF098, OMV098, OLR098/OLV098, OLR112/OLV112 OMF112, OMV112	
FLOOR BASE			
HFB101	Horizontal Floor Base	NOMF, NOMV, OMF098, OMV098, OMF112, OMV112, OMF154, OMV154	
DFB101	Downflow Subbase	NOMF, NOMV	
DFB102	Downflow Subbase	OMF098, OMV098	
DFB103	Downflow Subbase	OMF112, OMV112	
DFB104	Downflow Subbase	OMF154, OMV154	
FRB101	Floor Return Base	OMF098, OMV098	
COIL ADAPTER			
OCA20	Oil Coil Adapter (Cased Coil Adapter, 20" x 20")	OLR105, OLF105, OUF105, NOLF105	
OCA24	Oil Coil Adapter (Cased Coil Adapter, 24" x 24")	OLR160	
ADDITIONAL ACCESSORIES			
B30083	External Filter Rack 20" x 20"	OUF105	
K03015	Outside Air Filter Rack 20" x 22"	OLR210	
FPG101	Flue Pipe Guard for Downflow	NOMF105, NOMV106	
CAS2B	Outside Air Intake for N01J040	OLF105, OLR105, OUF105	
CAD1	25' Flexible Air Duct for CAS2B	OLR160	
Z06F007	Draft Regulator	OTF210	
C7001025	Riello Two-pipe change over kit	OLF105, OLR105	
Z08F001 +	7 Micron Media Filter & Head	OLF, OLR, OCF, OUF	
Z08F004 +	7 Micron Media Filter	OLF, OLR, OCF, OUF	

+ Must be ordered from Service Parts

SMALL PACKAGE PRODUCTS SINGLE PHASE

NOTES

PGR5

UP to 16 SEER, UP to 12.5 EER PACKAGE GAS/ELECTRIC, 2 to 5 TONS
208/230 Volt, 1-phase, 60 Hz

REFRIGERATION CIRCUIT

- Environmentally sound R-410A refrigerant
- Copper tube/aluminum fin condenser and evaporator coils
- Tin-coated copper evaporator coil standard
- Two stage scroll compressors standard on all models
- Two stage gas valve and two speed inducer motor on all models

EASY TO INSTALL AND SERVICE

- Installs easily on a rooftop or at ground level
- Easy three-panel accessibility for maintenance and installation
- Easily converts to down discharge applications
- Combination gas heating and electric cooling
- Low NOx units available

BUILT TO LAST

- Hail guard (3/8" spacing) wire grilles standard
- Induced-draft combustion and venting
- High efficiency ECM indoor blower motor on all models
- Pre-painted steel cabinet
- Direct spark ignition
- Stainless steel tubular heat exchanger standard
- Vertical condenser fan discharge
- Full perimeter steel base rails
- Crankcase heaters on select models
- High and low pressure switches provide added reliability for the compressor

WARRANTY*

- 5 year No Hassle Replacement limited warranty
- Lifetime heat exchanger limited warranty
- 5 year parts limited warranty (including compressor and coils)
- With timely registration, an additional 5 year parts limited warranty (including compressor and coils)

* For owner occupied, residential applications only. See warranty certificate for complete details and restrictions, including warranty coverage for other applications.



As an Energy Star® Partner, International Comfort Products, has determined that this product meets the ENERGY STAR® guidelines for energy efficiency.



Use of the AHRI Certified TM Mark indicates a manufacturer's participation in the program. For verification of certification for individual products, go to www.ahridirectory.org.

UNIT PERFORMANCE DATA

Model Number	COOLING			HEATING		Unit Dimensions Height x Width x Depth Inches (mm)	Operating Weight lbs (kg)	Notes
	Net Capacity BTU/h High / Low	SEER	EER	Input BTU/h	Efficiency AFUE %			
PGR524040KGP*	23,000	15.00	12.00	40,000/26,000	78.00	44-1/8 x 47 x 31-7/16 (1121 x 1194 x 799)	342 (155)	
PGR524060KGP*	23,000	15.00	12.00	60,000/39,000	78.60		342 (155)	
PGR530040KGP*	29,000	15.00	12.00	40,000/26,000	78.00	44-1/8 x 47 x 31-7/16 (1121 x 1194 x 799)	376 (170)	
PGR530060KGP*	29,000	15.00	12.00	60,000/39,000	78.60		376 (170)	
PGR536060KGP*	35,400	16.00	12.50	60,000/39,000	78.60	44-3/4 x 47 x 42-15/16 (1137 x 1194 x 1091)	463 (210)	
PGR536090KGP*	35,400	16.00	12.50	90,000/58,500	79.20		463 (210)	
PGR542060KGP*	42,000	16.00	12.50	60,000/39,000	78.60	44-3/4 x 47 x 42-15/16 (1137 x 1194 x 1091)	463 (210)	
PGR542090KGP*	42,000	16.00	12.50	90,000/58,500	79.20		463 (210)	
PGR548090KGP*	47,500	16.00	12.30	90,000/58,500	79.20	50-3/4 x 47 x 42-15/16 (1289 x 1194 x 1091)	481 (218)	
PGR548115KGP*	47,500	16.00	12.30	115,000/75,000	80.10		481 (218)	
PGR548130KGP*	47,500	16.00	12.30	130,000/84,500	80.00	52-3/4 x 47 x 42-15/16 (1340 x 1194 x 1091)	481 (218)	
PGR560090KGP*	57,000	16.00	12.30	90,000/58,500	79.20		509 (231)	
PGR560115KGP*	57,000	16.00	12.30	115,000/75,000	80.10	52-3/4 x 47 x 42-15/16 (1340 x 1194 x 1091)	509 (231)	
PGR560130KGP*	57,000	16.00	12.30	130,000/84,500	80.00		509 (231)	

* - 0 = Standard, 1 = Low NOx

**Up to 16 SEER, Up to 12.5 EER, PACKAGE AIR CONDITIONER,
2 to 5 TONS
208/230 Volt, 1-phase, 60 Hz**



REFRIGERATION CIRCUIT

- Environmentally sound R-410A refrigerant
- Copper tube/aluminum fin condenser and evaporator coils
- Tin-coated copper evaporator coil standard
- Dehumidification mode (airflow reduction) on all models
- Enhanced dehumidification feature on high stage cooling with use of a dehumidistat
- Two stage scroll compressors standard on all models

EASY TO INSTALL AND SERVICE

- Installs easily on a rooftop or at ground level
- Easy three-panel accessibility for maintenance and installation
- Easily converts to down discharge applications

BUILT TO LAST

- Hail guard (3/8" spacing) wire grilles standard
- Multi-speed ECM blower motor standard on all models
- Pre-painted steel cabinet
- Vertical condenser fan discharge
- Full perimeter steel base rails
- High and low pressure switches provide added reliability for the compressor

WARRANTY*

- 5 year No Hassle Replacement limited warranty for models with tin-coated copper evaporator coil.
- 5 year parts limited warranty (including compressor and coils)
- With timely registration, an additional 5 year parts limited warranty (including compressor and coils)

* For owner occupied, residential applications only. See warranty certificate for complete details and restrictions, including warranty coverage for other applications



Use of the AHRI Certified TM Mark indicates a manufacturer's participation in the program. For verification of certification for individual products, go to www.ahridirectory.org.



As an Energy Star® Partner, International Comfort Products, has determined that this product meets the ENERGY STAR® guidelines for energy efficiency.



UNIT PERFORMANCE DATA							
Model Number	COOLING				Unit Dimensions Height x Width x Depth Inches (mm)	Operating Weight lbs / kg	Notes
	Net Capacity BTU/h High Stage	Standard CFM High / Low Stage	S.E.E.R	E.E.R.			
PAR524000K000A1	23000	800/600	15.00	12.00	44-1/8 x 46-13/16 x 31-3/16 (1121 x 1189 x 792)	327/148	
PAR524000KTP0A1	23000	800/600	15.00	12.00		327/148	
PAR530000K000A1	29000	100/750	15.00	12.00	44-1/8 x 46-13/16 x 31-3/16 (1121 x 1189 x 792)	334/152	
PAR530000KTP0A1	29000	100/750	15.00	12.00		334/152	
PAR536000K000A1	35400	1200/900	16.00	12.50	44-3/4 x 46-13/16 x 42-15/16 (1137 x 1189 x 1091)	389/176	
PAR536000KTP0A1	35400	1200/900	16.00	12.50		389/176	
PAR542000K000A1	42000	1400/1050	16.00	12.50	44-3/4 x 46-13/16 x 42-15/16 (1137 x 1189 x 1091)	392/178	
PAR542000KTP0A1	42000	1400/1050	16.00	12.50		392/178	
PAR548000K000A1	47500	1600/1200	16.00	12.30	50-3/4 x 46-13/16 x 42-15/16 (1269 x 1189 x 1091)	444/201	
PAR548000KTP0A1	47500	1600/1200	16.00	12.30		444/201	
PAR560000K000A1	57000	1750/1200	16.00	12.30	52-3/4 x 46-13/16 x 42-15/16 (1340 x 1189 x 1091)	464/211	
PAR560000KTP0A1	57000	1750/1200	16.00	12.30		464/211	

**UP to 15.5 SEER, UP to 12.5 EER, Up to 8.5 HSPF,
PACKAGE HEAT PUMP UNITS, 2 – 5 TONS
208/230 Volt, 1–phase, 60 Hz**

REFRIGERATION CIRCUIT

- Environmentally sound R-410A refrigerant
- Copper tube/aluminum fin condenser and evaporator coils
- Tin-coated copper evaporator coil standard
- Enhanced dehumidification feature on high stage cooling with use of a dehumidistat
- Two stage scroll compressors standard on all models

EASY TO INSTALL AND SERVICE

- Installs easily on a rooftop or at ground level
- Easy three-panel accessibility for maintenance and installation
- Easily converts to down discharge applications

BUILT TO LAST

- Hail guard (3/8" spacing) wire grilles standard
- Multi-speed ECM blower motor standard on all models
- Pre-painted steel cabinet
- Vertical condenser fan discharge
- Full perimeter steel base rails
- High and low pressure switches provide added reliability for the compressor

WARRANTY*

- 5 year No Hassle Replacement limited warranty for models with tin-coated copper evaporator coil.
 - 5 year parts limited warranty (including compressor and coils)
 - With timely registration, an additional 5 year parts limited warranty (including compressor and coils)
- See warranty certificate for complete details.

* For owner occupied, residential applications only. See warranty certificate for complete details and restrictions, including warranty coverage for other applications.



As an Energy Star® Partner, International Comfort Products, has determined that this product meets the ENERGY STAR® guidelines for energy efficiency.



Use of the AHR1 Certified TM Mark indicates a manufacturer's participation in the program. For verification of certification for individual products, go to www.ahr1directory.org.

UNIT PERFORMANCE DATA									
Model Number	COOLING						Unit Dimensions Height x Width x Depth Inches (mm)	Operating Weight lbs / kg	Notes
	Net Capacity BTU/h High Stage	Standard CFM High / Low Stage	S.E.E.R	E.E.R.	HSPF	COP			
PHR524000KTP0A	23000	850/650	15.0	12.0	8.0	3.8	44-1/8 x 48-13/16 x 32-5/8 (1121 x 1224 x 829)	348/158	
PHR530000KTP0A	30000	1000/750	15.0	12.0	8.0	3.8	46-1/8 x 48-13/16 x 32-5/8 (1172 x 1224 x 829)	356/162	
PHR536000KTP0A	34000	1200/900	15.0	12.0	8.0	3.7	44-3/4 x 48-1/4 x 44-3/16 (1137 x 1226 x 1122)	413/187	
PHR542000KTP0A	42000	1400/1050	15.0	12.0	8.0	3.6	50-3/4 x 48-1/4 x 44-3/16 (1289 x 1226 x 1122)	444/201	
PHR548000KTP0A	47500	1600/1200	15.5	12.5	8.0	3.7	48-3/4 x 48-1/4 x 44-3/16 (1238 x 1226 x 1122)	447/203	
PHR560000KTP0A	57000	1750/1200	15.0	12.0	8.5	3.5	54-3/4 x 48-1/4 x 44-3/16 (1391 x 1226 x 1122)	503/228	

14 SEER PACKAGE GAS/ELECTRIC, 2 to 5 TONS

Single Phase, 208/230 V, 60 Hz

REFRIGERATION CIRCUIT

- Environmentally sound R-410A refrigerant
- Scroll compressor standard on all models
- Dehumidification mode (airflow reduction) on all models
- All models with tin-coated copper evaporator coil standard

EASY TO INSTALL AND SERVICE

- Installs easily on a rooftop or at ground level
- Easy three-panel accessibility for maintenance and installation
- Easily converts to down discharge applications
- Combination gas heating and electric cooling
- Low NOx units available

BUILT TO LAST

- Hail guard (3/8" spacing) wire grilles standard
- Induced-draft combustion and venting
- Direct spark ignition
- High efficiency ECM indoor blower motor on all models
- Stainless steel tubular heat exchanger
- Vertical condenser fan discharge
- Full perimeter steel base rails
- High and low pressure switches provide added reliability for the compressor

WARRANTY*

- 5 year No Hassle Replacement limited warranty
 - Lifetime heat exchanger limited warranty
 - 5 year parts limited warranty (including compressor and coils)
 - With timely registration, an additional 5 year parts limited warranty (including compressor and coils)
- See warranty certificate for complete details.

* For owner occupied, residential applications only. See warranty certificate for complete details and restrictions, including warranty coverage for other applications.



Use of the AHRI Certified TM Mark indicates a manufacturer's participation in the program. For verification of certification for individual products, go to www.ahridirectory.org.



As an Energy Star® Partner, International Comfort Products, has determined that this product meets the ENERGY STAR® guidelines for energy efficiency.

UNIT PERFORMANCE DATA								
Model Number	Cooling			Heating		Height x Width x Depth in (mm)	Operating Weight lbs (kg)	Notes
	Capacity BTU/h	SEER	EER	Input BTU/h	AFUE%			
PGS424040KGP*C	23,600	14.5	12.0	40,000	80.0	40 x 48-3/16 x 32-5/8 (1016 x 1224 x 829)	330 (149)	
PGS424060KGP*C	23,600	14.5	12.0	60,000	80.0		330 (149)	
PGS430040KGP*C	28,600	14.5	12.0	40,000	80.0		342 (155)	
PGS430060KGP*C	28,600	14.5	12.0	60,000	80.0		342 (155)	
PGS436060KGP*C	34,200	14.5	12.0	60,000	80.0	46 x 48-3/16 x 32-5/8 (1167 x 1224 x 829)	376 (170)	
PGS436090KGP*C	34,200	14.5	12.0	90,000	79.3		376 (170)	
PGS442060KGP*C	41,000	14.5	12.0	60,000	78.5	50 x 48-3/16 x 44-1/8 (1267 x 1224 x 1123)	463 (210)	
PGS442090KGP*C	41,000	14.5	12.0	90,000	80.4		463 (210)	
PGS448090KGP*C	47,000	14.2	12.0	90,000	80.4		481 (218)	
PGS448115KGP*C	47,000	14.2	12.0	115,000	80.3		481 (218)	
PGS448130KGP*C	47,000	14.2	12.0	130,000	78.9		481 (218)	
PGS460090KGP*C	57,000	14.2	12.0	90,000	80.4		54 x 48-3/16 x 44-1/8 (1368 x 1224 x 1123)	509 (231)
PGS460115KGP*C	57,000	14.2	12.0	115,000	80.3	509 (231)		
PGS460130KGP*C	57,000	14.2	12.0	130,000	78.9	509 (231)		

* - 0 = Standard, 1 = Low NOx

14 SEER PACKAGE GAS/ELECTRIC, 2 to 5 TONS

Single Phase, 208/230 V, 60 Hz

REFRIGERATION CIRCUIT

- Environmentally sound R-410A refrigerant
- Scroll compressor standard on all models
- Copper tube/aluminum fin condenser and evaporator coils
- Dehumidification mode (airflow reduction) on all models

EASY TO INSTALL AND SERVICE

- Installs easily on a rooftop or at ground level
- Easy three-panel accessibility for maintenance and installation
- Easily converts to down discharge applications
- Combination gas heating and electric cooling
- Low NOx units available

BUILT TO LAST

- Wire grilles with 2 inch spacing on all models
- Induced-draft combustion and venting
- Direct spark ignition
- High efficiency ECM indoor blower motor on all models
- Aluminized steel tubular heat exchanger
- Vertical condenser fan discharge
- Full perimeter steel base rails
- High and low pressure switches provide added reliability for the compressor

WARRANTY*

- 15 year heat exchanger limited warranty
 - 5 year parts limited warranty (including compressor and coils)
 - With timely registration, an additional 5 year parts limited warranty (including compressor and coils)
- See warranty certificate for complete details.

* For owner occupied, residential applications only. See warranty certificate for complete details and restrictions, including warranty coverage for other applications.



Use of the AHRI Certified TM Mark indicates a manufacturer's participation in the program. For verification of certification for individual products, go to www.ahridirectory.org.



As an Energy Star® Partner, International Comfort Products, has determined that this product meets the ENERGY STAR® guidelines for energy efficiency.

UNIT PERFORMANCE DATA								
Model Number	Cooling			Heating		Height x Width x Depth in (mm)	Operating Weight lbs (kg)	Notes
	Capacity BTU/h	SEER	EER	Input BTU/h	AFUE%			
PGD424040K00*C	23,600	14.5	12.0	40,000	80.0	40 x 48-3/16 x 32-5/8 (1016 x 1224 x 829)	330 (149)	
PGD424060K00*C	23,600	14.5	12.0	60,000	80.0		330 (149)	
PGD430040K00*C	28,600	14.5	12.0	40,000	80.0		342 (155)	
PGD430060K00*C	28,600	14.5	12.0	60,000	80.0		342 (155)	
PGD436060K00*C	34,200	14.5	12.0	60,000	80.0	46 x 48-3/16 x 32-5/8 (1167 x 1224 x 829)	376 (170)	
PGD436090K00*C	34,200	14.5	12.0	90,000	79.3		376 (170)	
PGD442060K00*C	41,000	14.5	12.0	60,000	78.5	50 x 48-3/16 x 44-1/8 (1267 x 1224 x 1123)	463 (210)	
PGD442090K00*C	41,000	14.5	12.0	90,000	80.4		463 (210)	
PGD448090K00*C	47,000	14.2	12.0	90,000	80.4		481 (218)	
PGD448115K00*C	47,000	14.2	12.0	115,000	80.3		481 (218)	
PGD448130K00*C	47,000	14.2	12.0	130,000	78.9		481 (218)	
PGD460090K00*C	57,000	14.2	12.0	90,000	80.4		54 x 48-3/16 x 44-1/8 (1368 x 1224 x 1123)	509 (231)
PGD460115K00*C	57,000	14.2	12.0	115,000	80.3	509 (231)		
PGD460130K00*C	57,000	14.2	12.0	130,000	78.9	509 (231)		

* - 0 = Standard, 1 = Low NOx

14 SEER PACKAGE DUAL FUEL HEAT PUMP, 2 to 5 TONS

Single Phase, 208/230 V, 60 Hz

REFRIGERATION CIRCUIT

- Environmentally sound R-410A refrigerant
- Scroll compressor standard on all models
- Dehumidification mode (airflow reduction) on all models
- All models with tin-coated copper evaporator coil standard

EASY TO INSTALL AND SERVICE

- Installs easily on a rooftop or at ground level
- Easy three-panel accessibility for maintenance and installation
- Easily converts to down discharge applications
- Combination gas heating, heat pump heating and electric cooling
- Low NOx units available

BUILT TO LAST

- Pre-painted steel cabinet
- Induced-draft combustion and venting
- Direct spark ignition
- High efficiency ECM indoor blower motor on all models
- Stainless steel tubular heat exchanger
- Vertical condenser fan discharge
- Hail guard (3/8" spacing) wire grilles standard
- Full perimeter steel base rails
- High and low pressure switches provide added reliability for the compressor

WARRANTY*

- 5 year No Hassle Replacement limited warranty
- Lifetime heat exchanger limited warranty
- 5 year parts limited warranty (including compressor and coils)
- With timely registration, an additional 5 year parts limited warranty (including compressor and coils)

See warranty certificate for complete details.

* For owner occupied, residential applications only. See warranty certificate for complete details and restrictions, including warranty coverage for other applications.



Use of the AHRI Certified TM Mark indicates a manufacturer's participation in the program. For verification of certification for individual products, go to www.ahridirectory.org.



As an Energy Star® Partner, International Comfort Products, has determined that this product meets the ENERGY STAR® guidelines for energy efficiency.

UNIT PERFORMANCE DATA										
Model Number	Cooling			Heat Pump Heating		Gas Heating		Height x Width x Depth in (mm)	Operating Weight lbs (kg)	Notes
	Capacity BTU/h	SEER	EER	Input BTU/h	HSPF	Input BTU/h	AFUE%			
PDS424040KGP*C	23,000	14.2	12.0	23,000	8.0	40,000	80.0	44-1/8x48-3/16x32-5/8	368 (167)	
PDS424060KGP*C	23,000	14.2	12.0	23,000	8.0	60,000	80.0	(1121x1224x829)	369 (167)	
PDS430040KGP*C	28,600	14.2	12.0	29,600	8.0	40,000	80.0	44-1/8x48-3/16x32-5/8	360 (163)	
PDS430060KGP*C	28,600	14.2	12.0	29,600	8.0	60,000	80.0	(1121x1224x829)	361 (163)	
PDS436060KGP*C	35,800	14.5	12.0	35,800	8.0	60,000	78.5	44-3/4x48-3/16x44-1/8	440 (200)	
PDS436090KGP*C	35,800	14.5	12.0	35,800	8.0	90,000	80.4	(1137x1224x1122)	441 (200)	
PDS442060KGP*C	40,500	14.5	12.0	41,500	8.0	60,000	78.5	48-3/4x48-3/16x44-1/8	486 (220)	
PDS442090KGP*C	40,500	14.5	12.0	41,500	8.0	90,000	80.4	(1238x1224x1122)	487 (220)	
PDS448090KGP*C	46,500	14.5	12.0	45,500	8.0	90,000	80.4	48-3/4x48-3/16x44-1/8	506 (230)	
PDS448115KGP*C	46,500	14.5	12.0	45,500	8.0	115,000	80.3	(1238x1224x1122)	507 (230)	
PDS448130KGP*C	46,500	14.5	12.0	45,500	8.0	130,000	78.9		508 (230)	
PDS460090KGP*C	57,000	14.5	12.0	59,000	8.0	90,000	80.4	54-3/4x48-3/16x44-1/8	540 (245)	
PDS460115KGP*C	57,000	14.5	12.0	59,000	8.0	115,000	80.3	(1391x1224x1122)	541 (245)	
PDS460130KGP*C	57,000	14.5	12.0	59,000	8.0	130,000	78.9		542 (245)	

* - 0 = Standard, 1 = Low NOx

14 SEER PACKAGE DUAL FUEL HEAT PUMP, 2 to 5 TONS

Single Phase, 208/230 V, 60 Hz

REFRIGERATION CIRCUIT

- Environmentally sound R-410A refrigerant
- Scroll compressor standard on all models
- Copper tube/aluminum fin condenser and evaporator coils
- Dehumidification mode (airflow reduction) on all models

EASY TO INSTALL AND SERVICE

- Installs easily on a rooftop or at ground level
- Easy three-panel accessibility for maintenance and installation
- Easily converts to down discharge applications
- Combination gas heating, heat pump heating and electric cooling
- Low NOx units available

BUILT TO LAST

- Wire grilles with 2 inch spacing on all models
- Pre-painted steel cabinet
- Induced-draft combustion and venting
- Direct spark ignition
- High efficiency ECM indoor blower motor on all models
- Aluminumized steel tubular heat exchanger
- Vertical condenser fan discharge
- Full perimeter steel base rails
- High and low pressure switches provide added reliability for the compressor

WARRANTY*

- 15 year heat exchanger limited warranty
- 5 year parts limited warranty (including compressor and coils)
- With timely registration, an additional 5 year parts limited warranty (including compressor and coils)

See warranty certificate for complete details.

* For owner occupied, residential applications only. See warranty certificate for complete details and restrictions, including warranty coverage for other applications.



Use of the AHRI Certified TM Mark indicates a manufacturer's participation in the program. For verification of certification for individual products, go to www.ahridirectory.org.



As an Energy Star® Partner, International Comfort Products, has determined that this product meets the ENERGY STAR® guidelines for energy efficiency.

UNIT PERFORMANCE DATA

Model Number	Cooling			Heating		Gas Heating		Height x Width x Depth in (mm)	Operating Weight lbs (kg)	Notes
	Capacity BTU/h	SEER	EER	Input BTU/h	HSPF	Input BTU/h	AFUE%			
PDD424040K00°C	23,000	14.2	12.0	23,000	8.0	40,000	80.0	44-1/8x48-3/16x32-5/8	368 (167)	
PDD424060K00°C	23,000	14.2	12.0	23,000	8.0	60,000	80.0	(1121x1224x829)	369 (167)	
PDD430040K00°C	28,600	14.2	12.0	29,600	8.0	40,000	80.0	44-1/8x48-3/16x32-5/8	360 (163)	
PDD430060K00°C	28,600	14.2	12.0	29,600	8.0	60,000	80.0	(1121x1224x829)	361 (163)	
PDD436060K00°C	35,800	14.5	12.0	35,800	8.0	60,000	78.5	44-3/4x48-3/16x44-1/8	440 (200)	
PDD436090K00°C	35,800	14.5	12.0	35,800	8.0	90,000	80.4	(1137x1224x1122)	441 (200)	
PDD442060K00°C	40,500	14.5	12.0	41,500	8.0	60,000	78.5	48-3/4x48-3/16x44-1/8	486 (220)	
PDD442090K00°C	40,500	14.5	12.0	41,500	8.0	90,000	80.4	(1238x1224x1122)	487 (220)	
PDD448090K00°C	46,500	14.5	12.0	45,500	8.0	90,000	80.4	48-3/4x48-3/16x44-1/8 (1238x1224x1122)	506 (230)	
PDD448115K00°C	46,500	14.5	12.0	45,500	8.0	115,000	80.3		507 (230)	
PDD448130K00°C	46,500	14.5	12.0	45,500	8.0	130,000	78.9	54-3/4x48-3/16x44-1/8 (1391x1224x1122)	508 (230)	
PDD460090K00°C	57,000	14.5	12.0	59,000	8.0	90,000	80.4		540 (245)	
PDD460115K00°C	57,000	14.5	12.0	59,000	8.0	115,000	80.3	54-3/4x48-3/16x44-1/8 (1391x1224x1122)	541 (245)	
PDD460130K00°C	57,000	14.5	12.0	59,000	8.0	130,000	78.9		542 (245)	

* - 0 = Standard, 1 = Low NOx

14 SEER PACKAGE AIR CONDITIONER, 2 to 5 TONS

Single Phase, 208/230 V, 60 Hz

REFRIGERATION CIRCUIT

- Environmentally sound R-410A refrigerant
- Scroll compressor standard on all models
- Dehumidification mode (airflow reduction) on all models
- All models available with optional factory installed tin-coated copper evaporator coil (These models are identified with letters TP in the 11th and 12th positions in the model number)

EASY TO INSTALL AND SERVICE

- Installs easily on a rooftop or at ground level
- Easy three-panel accessibility for maintenance and installation
- Easily converts to down discharge applications

BUILT TO LAST

- Hail guard (3/8" spacing) wire grilles standard on PAD4**000KTP models (2" spacing wire grilles on non-tin models)
- Pre-painted steel cabinet
- High efficiency ECM indoor blower motor on all models
- Vertical condenser fan discharge
- Full perimeter steel base rails
- High and low pressure switches provide added reliability for the compressor

WARRANTY*

- 5 year No Hassle Replacement limited warranty for models with tin-coated copper evaporator coil.
 - 5 year parts limited warranty (including compressor and coils)
 - With timely registration, an additional 5 year parts limited warranty (including compressor and coils)
- See warranty certificate for complete details.

* For owner occupied, residential applications only. See warranty certificate for complete details and restrictions, including warranty coverage for other applications.



As an Energy Star® Partner, International Comfort Products, has determined that this product meets the ENERGY STAR® guidelines for energy efficiency.



Use of the AHRI Certified TM Mark indicates a manufacturer's participation in the program. For verification of certification for individual products, go to www.ahridirectory.org.

UNIT PERFORMANCE DATA						
Model Number	Cooling			Height x Width x Depth in (mm)	Operating Weight lbs (kg)	Notes
	Capacity BTU/h	SEER	EER			
PAD424000K000C	23,600	14.5	12.0	40 x 48-3/16 x 32-5/8 (1016 x 1224 x 829)	288 (130)	
PAD424000KTP0C	23,600	14.5	12.0		288 (130)	
PAD430000K000C	28,600	14.5	12.0		300 (136)	
PAD430000KTP0C	28,600	14.5	12.0	46 x 48-3/16 x 32-5/8 (1168 x 1224 x 829)	300 (136)	
PAD436000K000C	34,200	14.5	12.0		358 (162)	
PAD436000KTP0C	34,200	14.5	12.0		358 (162)	
PAD442000K000C	41,000	14.5	12.0	49-7/8 x 48-3/16 x 44-1/8 (1266 x 1224 x 1123)	412 (187)	
PAD442000KTP0C	41,000	14.5	12.0		412 (187)	
PAD448000K000C	47,000	14.2	12.0		430 (195)	
PAD448000KTP0C	47,000	14.2	12.0	53-7/8 x 48-3/16 x 44-1/8 (1368 x 1224 x 1123)	430 (195)	
PAD460000K000C	57,000	14.2	12.0		458 (208)	
PAD460000KTP0C	57,000	14.2	12.0		458 (208)	

14 SEER PACKAGE HEAT PUMP, 2 to 5 TONS

Single Phase, 208/230 V, 60 Hz

REFRIGERATION CIRCUIT

- Environmentally sound R-410A refrigerant
- Scroll compressor standard on all models
- Short-cycling protection for the compressor is built into the defrost control board
- Dehumidification mode (airflow reduction) on all models
- All models available with optional factory installed tin-coated copper evaporator coil (These models are identified with letters TP in the 11th and 12th positions in the model number)

EASY TO INSTALL AND SERVICE

- Installs easily on a rooftop or at ground level
- Easy three-panel accessibility for maintenance and installation
- Easily converts to down discharge applications
- Combination electric heating and cooling

BUILT TO LAST

- Hail guard (3/8" spacing) wire grilles standard on PHD4**000KTP models (2" spacing wire grilles on non-tin models)
- Direct drive high efficiency ECM indoor blower motor on all models
- Vertical condenser fan discharge
- Full perimeter steel base rails
- High and low pressure switches provide added reliability for the compressor

WARRANTY*

- 5 year No Hassle Replacement limited warranty for models with tin-coated copper evaporator coil.
 - 5 year parts limited warranty (including compressor and coils)
 - With timely registration, an additional 5 year parts limited warranty (including compressor and coils)
- See warranty certificate for complete details.

* For owner occupied, residential applications only. See warranty certificate for complete details and restrictions, including warranty coverage for other applications.



As an Energy Star® Partner, International Comfort Products, has determined that this product meets the ENERGY STAR® guidelines for energy efficiency.



Use of the AHRI Certified TM Mark indicates a manufacturer's participation in the program. For verification of certification for individual products, go to www.ahridirectory.org.



UNIT PERFORMANCE DATA								
Model Number	Cooling			Heat Pump		Height x Width x Depth in (mm)	Operating Weight lbs (kg)	Notes
	Capacity BTU/h	SEER	EER	Capacity BTU/h	HSPF			
PHD424000K000D	23,000	14.2	12.0	23,000	8.0	44 1/8 x 48 3/16 x 32 5/8 (1121 x 1224 x 829)	348 (158)	
PHD424000KTP0D	23,000	14.2	12.0	23,000	8.0		348 (158)	
PHD430000K000D	28,600	14.5	12.0	29,600	8.0		340 (154)	
PHD430000KTP0D	28,600	14.5	12.0	29,600	8.0	44 3/4 x 48 3/16 x 44 3/16 (1137 x 1224 x 1122)	340 (154)	
PHD436000K000D	35,800	14.5	12.0	35,800	8.0		418 (190)	
PHD436000KTP0D	35,800	14.5	12.0	35,800	8.0		418 (190)	
PHD442000K000D	40,500	14.5	12.0	41,500	8.0	48 3/4 x 48 3/16 x 44 3/16 (1238 x 1224 x 1122)	464 (210)	
PHD442000KTP0D	40,500	14.5	12.0	41,500	8.0		464 (210)	
PHD448000K000D	46,500	14.5	12.0	45,500	8.0		452 (205)	
PHD448000KTP0D	46,500	14.5	12.0	45,500	8.0	54 3/4 x 48 3/16 x 44 3/16 (1391 x 1224 x 1122)	452 (205)	
PHD460000K000D	57,000	14.5	12.0	59,000	8.0		506 (230)	
PHD460000KTP0D	57,000	14.5	12.0	59,000	8.0		506 (230)	

13 SEER PACKAGE GAS/ELECTRIC, 2 to 5 TONS

Single Phase, 208/230 V, 60 Hz

REFRIGERATION CIRCUIT

- Environmentally sound R-410A refrigerant
- Scroll compressor standard on all models
- All models with tin-coated copper evaporator coil standard
- Dehumidification mode (airflow reduction) on all models

EASY TO INSTALL AND SERVICE

- Installs easily on a rooftop or at ground level
- Easy three-panel accessibility for maintenance and installation
- Easily converts to down discharge applications
- Combination gas heating and electric cooling
- Low NOx units available

BUILT TO LAST

- Hail guard (3/8" spacing) wire grilles standard
- Pre-painted steel cabinet
- Direct spark ignition
- High efficiency ECM indoor blower motor on all models
- Stainless steel tubular heat exchanger
- Vertical condenser fan discharge
- Full perimeter steel base rails
- High and low pressure switches provide added reliability for the compressor

WARRANTY*

- 1 year No Hassle Replacement limited warranty
 - Lifetime heat exchanger limited warranty
 - 5 year parts limited warranty (including compressor and coils)
 - With timely registration, an additional 5 year parts limited warranty (including compressor and coils)
- See warranty certificate for complete details.

* For owner occupied, residential applications only. See warranty certificate for complete details and restrictions, including warranty coverage for other applications.



Use of the AHRI Certified TM Mark indicates a manufacturer's participation in the program. For verification of certification for individual products, go to www.ahridirectory.org.

UNIT PERFORMANCE DATA								
Model Number	Cooling			Heating		Height x Width x Depth in (mm)	Operating Weight lbs (kg)	Notes
	Cap-acity BTU/h	SEER	EER	Input BTU/h	AFUE%			
PGS324040KGP*C	23,000	13.2	11.0	40,000	80.0	40x48-3/16x32-5/8	304 (137)	
PGS324060KGP*C	23,000	13.2	11.0	60,000	80.0	(1016x1224x829)	304 (137)	
PGS330040KGP*C	28,600	13.5	11.2	40,000	80.0	42x48-3/16x32-5/8	309 (140)	
PGS330060KGP*C	28,600	13.5	11.2	60,000	80.0	(1066x1224x829)	309 (140)	
PGS336060KGP*C	34,400	13.0	11.0	60,000	80.0	46x48-3/16x32-5/8	319 (144)	
PGS336090KGP*C	34,400	13.0	11.0	90,000	79.3	(1168x1224x829)	319 (144)	
PGS342060KGP*C	40,500	13.2	11.2	60,000	78.5	40x48-3/16x44-1/8	411 (186)	
PGS342090KGP*C	40,500	13.2	11.2	90,000	80.4	(1016x1224x1123)	411 (186)	
PGS348090KGP*C	46,500	13.2	11.2	90,000	80.4	42x48-3/16x44-1/8 (1066x1224x1123)	419 (190)	
PGS348115KGP*C	46,500	13.2	11.2	115,000	80.3		419 (190)	
PGS348130KGP*C	46,500	13.2	11.2	130,000	78.9		419 (190)	
PGS360090KGP*C	57,000	13.4	11.0	90,000	80.4		419 (190)	
PGS360115KGP*C	57,000	13.4	11.0	115,000	80.3		441 (200)	
PGS360130KGP*C	57,000	13.4	11.0	130,000	78.9		441 (200)	

* - 0 = Standard, 1 = Low NOx

13 SEER PACKAGE GAS/ELECTRIC, 2 to 5 TONS

Single Phase, 208/230 V, 60 Hz

REFRIGERATION CIRCUIT

- Environmentally sound R-410A refrigerant
- Scroll compressor standard on all models
- Copper tube/aluminum fin condenser and evaporator coils
- Dehumidification mode (airflow reduction) on all models

EASY TO INSTALL AND SERVICE

- Installs easily on a rooftop or at ground level
- Easy three-panel accessibility for maintenance and installation
- Easily converts to down discharge applications
- Combination gas heating and electric cooling
- Low NOx units available

BUILT TO LAST

- Pre-painted steel cabinet
- Direct spark ignition
- High efficiency ECM indoor blower motor on all models
- Aluminized steel tubular heat exchanger
- Vertical condenser fan discharge
- Full perimeter steel base rails
- High and low pressure switches provide added reliability for the compressor

WARRANTY*

- 10 year heat exchanger limited warranty
 - 5 year parts limited warranty (including compressor and coils)
 - With timely registration, an additional 5 year parts limited warranty (including compressor and coils)
- See warranty certificate for complete details.

* For owner occupied, residential applications only. See warranty certificate for complete details and restrictions, including warranty coverage for other applications.



Use of the AHRI Certified TM Mark indicates a manufacturer's participation in the program. For verification of certification for individual products, go to www.ahridirectory.org.

UNIT PERFORMANCE DATA								
Model Number	Cooling			Heating		Height x Width x Depth in (mm)	Operating Weight lbs (kg)	Notes
	Cap-acity BTU/h	SEER	EER	Input BTU/h	AFUE%			
PGD324040K00*C	23,000	13.2	11.0	40,000	80.0	40 x 48 3/16 x 32 5/8 (1016 x 1224 x 829)	304 (137)	
PGD324060K00*C	23,000	13.2	11.0	60,000	80.0		304 (137)	
PGD330040K00*C	28,600	13.5	11.2	40,000	80.0	42 x 48 3/16 x 32 5/8 (1065 x 1224 x 829)	309 (140)	
PGD330060K00*C	28,600	13.5	11.2	60,000	80.0		309 (140)	
PGD336060K00*C	34,400	13.0	11.0	60,000	80.0	46 x 48 3/16 x 32 5/8 (1016 x 1224 x 829)	319 (144)	
PGD336090K00*C	34,400	13.0	11.0	90,000	79.3		319 (144)	
PGS342060K0P*C	40,500	13.2	11.2	60,000	78.5	40 x 48-3/16 x 44-1/8 (1016 x 1224 x 1123)	411 (186)	
PGS342090K0P*C	40,500	13.2	11.2	90,000	80.4		411 (186)	
PGD348090K00*C	46,500	13.2	11.2	90,000	80.4	42 x 48 3/16 x 44 1/8 (1066 x 1224 x 1123)	429 (194)	
PGD348115K00*C	46,500	13.2	11.2	115,000	80.3		419 (190)	
PGD348130K00*C	46,500	13.2	11.2	130,000	78.9		419 (190)	
PGD360090K00*C	57,000	13.4	11.0	90,000	80.4	42 x 48 3/16 x 44 1/8 (1066 x 1224 x 1123)	441 (200)	
PGD360115K00*C	57,000	13.4	11.0	115,000	80.3		441 (200)	
PGD360130K00*C	57,000	13.4	11.0	130,000	78.9		441 (200)	

* - 0 = Standard, 1 = Low NOx

13 SEER PACKAGE DUAL FUEL HEAT PUMP, 2 to 5 TONS

Single Phase, 208/230 V, 60 Hz

REFRIGERATION CIRCUIT

- Environmentally sound R-410A refrigerant
- Scroll compressor standard on all models
- All models with tin-coated copper evaporator coil standard
- Dehumidification mode (airflow reduction) on all models

EASY TO INSTALL AND SERVICE

- Installs easily on a rooftop or at ground level
- Easy three-panel accessibility for maintenance and installation
- Easily converts to down discharge applications
- Combination gas heating, heat pump heating and electric cooling
- Low NOx units available

BUILT TO LAST

- Pre-painted steel cabinet
- Induced-draft combustion and venting
- Direct spark ignition
- High efficiency ECM indoor blower motor on all models
- Stainless steel tubular heat exchanger
- Vertical condenser fan discharge
- Hail guard (3/8" spacing) wire grilles standard
- Full perimeter steel base rails
- High and low pressure switches provide added reliability for the compressor

WARRANTY*

- 1 year No Hassle Replacement limited warranty
- Lifetime heat exchanger limited warranty
- 5 year parts limited warranty (including compressor and coils)
- With timely registration, an additional 5 year parts limited warranty (including compressor and coils)

See warranty certificate for complete details.

* For owner occupied, residential applications only. See warranty certificate for complete details and restrictions, including warranty coverage for other applications.



Use of the AHRI Certified TM Mark indicates a manufacturer's participation in the program. For verification of certification for individual products, go to www.ahridirectory.org.

UNIT PERFORMANCE DATA

Model Number	Cooling			Heat Pump Heating		Gas Heating		Height x Width x Depth in (mm)	Operating Weight lbs (kg)	Notes
	Cap-acity BTU/h	SEER	EER	Input BTU/h	HSPF	Input BTU/h	AFUE%			
PDS324040KGP*C	23,800	13.5	11.5	23,400	7.7	40,000	80.0	42-1/8x48-3/16x32-5/8	352 (159)	
PDS324060KGP*C	23,800	13.5	11.5	23,400	7.7	60,000	80.0	(1070x1224x829)	352 (159)	
PDS330040KGP*C	29,000	13.5	11.5	29,000	7.7	40,000	80.0	42-1/8x48-3/16x32-5/8	365 (165)	
PDS330060KGP*C	29,000	13.5	11.5	29,000	7.7	60,000	80.0	(1070x1224x829)	365 (165)	
PDS336060KGP*C	35,000	13.5	11.5	35,000	7.7	60,000	80.0	42-1/8x48-3/16x32-5/8	372 (168)	
PDS336090KGP*C	35,000	13.5	11.5	35,000	7.7	90,000	79.3	(1070x1224x829)	372 (168)	
PDS342060KGP*C	40,000	13.2	11.5	40,000	7.7	60,000	78.5	44-3/4x48-3/16x44-1/8	453 (205)	
PDS342090KGP*C	40,000	13.2	11.5	40,000	7.7	90,000	80.4	(1137x1224x1123)	453 (205)	
PDS348090KGP*C	47,000	13.5	11.5	46,500	7.7	90,000	80.4	44-3/4x48-3/16x44-1/8 (1137x1224x1123)	474 (215)	
PDS348115KGP*C	47,000	13.5	11.5	46,500	7.7	115,000	80.3		474 (215)	
PDS348130KGP*C	47,000	13.5	11.5	46,500	7.7	130,000	78.9		474 (215)	
PDS360090KGP*C	57,000	13.5	11.5	57,000	7.7	90,000	80.4	48-3/4x48-3/16x44-1/8 (1266x1224x1123)	498 (226)	
PDS360115KGP*C	57,000	13.5	11.5	57,000	7.7	115,000	80.3		498 (226)	
PDS360130KGP*C	57,000	13.5	11.5	57,000	7.7	130,000	78.9		498 (226)	

* - 0 = Standard, 1 = Low NOx

13 SEER PACKAGE DUAL FUEL HEAT PUMP, 2 to 5 TONS

Single Phase, 208/230 V, 60 Hz

REFRIGERATION CIRCUIT

- Environmentally sound R-410A refrigerant
- Scroll compressor standard on all models
- Copper tube/aluminum fin condenser and evaporator coils
- Dehumidification mode (airflow reduction) on all models

EASY TO INSTALL AND SERVICE

- Installs easily on a rooftop or at ground level
- Easy three-panel accessibility for maintenance and installation
- Easily converts to down discharge applications
- Combination gas heating, heat pump heating and electric cooling
- Low NOx units available

BUILT TO LAST

- Induced-draft combustion and venting
- Pre-painted steel cabinet
- Direct spark ignition
- High efficiency ECM indoor blower motor on all models
- Aluminized steel tubular heat exchanger
- Vertical condenser fan discharge
- Full perimeter steel base rails
- High and low pressure switches provide added reliability for the compressor

WARRANTY*

- 10 heat exchanger limited warranty
 - 5 year parts limited warranty (including compressor and coils)
 - With timely registration, an additional 5 year parts limited warranty (including compressor and coils)
- See warranty certificate for complete details.

* For owner occupied, residential applications only. See warranty certificate for complete details and restrictions, including warranty coverage for other applications.



Use of the AHRI Certified TM Mark indicates a manufacturer's participation in the program. For verification of certification for individual products, go to www.ahridirectory.org.

UNIT PERFORMANCE DATA										
Model Number	Cooling			Heating		Gas Heating		Height x Width x Depth in (mm)	Operating Weight lbs (kg)	Notes
	Capacity BTU/h	SEER	EER	Input BTU/h	HSPF	Input BTU/h	AFUE%			
PDD324040K00°C	23,800	13.5	11.5	23,400	7.7	40,000	80.0	42-1/8x48-3/16x32-5/8	352 (159)	
PDD324060K00°C	23,800	13.5	11.5	23,400	7.7	60,000	80.0	(1070x1224x829)	352 (159)	
PDD330040K00°C	29,000	13.5	11.5	29,000	7.7	40,000	80.0	42-1/8x48-3/16x32-5/8	365 (165)	
PDD330060K00°C	29,000	13.5	11.5	29,000	7.7	60,000	80.0	(1070x1224x829)	365 (165)	
PDD336060K00°C	35,000	13.5	11.5	35,000	7.7	60,000	80.0	42-1/8x48-3/16x32-5/8	372 (168)	
PDD336090K00°C	35,000	13.5	11.5	35,000	7.7	90,000	79.3	(1070x1224x829)	372 (168)	
PDD342060K00°C	40,000	13.2	11.5	40,000	7.7	60,000	78.5	44-3/4x48-3/16x44-1/8	453 (205)	
PDD342090K00°C	40,000	13.2	11.5	40,000	7.7	90,000	80.4	(1137x1224x1123)	453 (205)	
PDD348090K00°C	47,000	13.5	11.5	46,500	7.7	90,000	80.4	44-3/4x48-3/16x44-1/8 (1137x1224x1123)	474 (215)	
PDD348115K00°C	47,000	13.5	11.5	46,500	7.7	115,000	80.3		474 (215)	
PDD348130K00°C	47,000	13.5	11.5	46,500	7.7	130,000	78.9		474 (215)	
PDD360090K00°C	57,000	13.5	11.5	57,000	7.7	90,000	80.4	48-3/4x48-3/16x44-1/8 (1266x1224x1123)	498 (226)	
PDD360115K00°C	57,000	13.5	11.5	57,000	7.7	115,000	80.3		498 (226)	
PDD360130K00°C	57,000	13.5	11.5	57,000	7.7	130,000	78.9		498 (226)	

* - 0 = Standard, 1 = Low NOx

13 SEER PACKAGE AIR CONDITIONER, 2 to 5 TONS

Single Phase, 208/230 V, 60 Hz

REFRIGERATION CIRCUIT

- Environmentally sound R-410A refrigerant
- Scroll compressor standard on all models
- Copper tube/aluminum fin condenser and evaporator coils
- All models available with optional factory installed tin-coated copper evaporator coil
(These models are identified with letters TP in the 11th and 12th positions in the model number)
- Dehumidification mode (airflow reduction) on all models

EASY TO INSTALL AND SERVICE

- Installs easily on a rooftop or at ground level
- Easy three-panel accessibility for maintenance and installation
- Easily converts to down discharge applications

BUILT TO LAST

- Pre-painted steel cabinet
- High efficiency ECM indoor blower motor on all models
- Hail guard (3/8" spacing) wire grilles standard on PAD3**000KTP models (2" spacing wire grilles on non-tin models)
- Vertical condenser fan discharge
- Full perimeter steel base rails
- High and low pressure switches provide added reliability for the compressor

WARRANTY*

- 1 year No Hassle Replacement limited warranty for models with tin-coated copper evaporator coil.
- 5 year parts limited warranty (including compressor and coils)
– With timely registration, an additional 5 year parts limited warranty (including compressor and coils)
See warranty certificate for complete details.

* For owner occupied, residential applications only. See warranty certificate for complete details and restrictions, including warranty coverage for other applications.



Use of the AHRI Certified TM Mark indicates a manufacturer's participation in the program. For verification of certification for individual products, go to www.ahridirectory.org.

UNIT PERFORMANCE DATA						
Model Number	Cooling			Height x Width x Depth in (mm)	Operating Weight lbs (kg)	Notes
	Capacity BTU/h	SEER	EER			
PAD324000K000C	23,000	13.2	11.0	40 x 48 3/16 x 32 5/8	272 (123)	
PAD324000KTP0C	23,000	13.2	11.0	(1016 x 1224 x 829)	272 (123)	
PAD330000K000C	28,600	13.5	11.2	42 x 48 3/16 x 32 5/8	277 (125)	
PAD330000KTP0C	28,600	13.5	11.2	(1065 x 1224 x 829)	277 (125)	
PAD336000K000C	34,400	13.0	11.0	46 x 48 3/16 x 32 5/8	283 (128)	
PAD336000KTP0C	34,400	13.0	11.0	(1016 x 1224 x 829)	283 (128)	
PAD342000K000C	40,500	13.2	11.2	40 x 48-3/16 x 44-1/8	369 (167)	
PAD342000KTP0C	40,500	13.2	11.2	(1016 x 1224 x 1123)	369 (167)	
PAD348000K000C	46,500	13.2	11.2	42 x 48 3/16 x 44 1/8	375 (170)	
PAD348000KTP0C	46,500	13.2	11.2	(1066 x 1224 x1123)	375 (170)	
PAD360000K000C	57,000	13.4	11.0	42 x 48 3/16 x 44 1/8	397 (180)	
PAD360000KTP0C	57,000	13.4	11.0	(1066 x 1224 x1123)	397 (180)	

13 SEER, R-410A PACKAGE AIR CONDITIONER FOR MANUFACTURED HOUSING, RESIDENTIAL, AND LIGHT COMMERCIAL APPLICATIONS 2 - 5 TONS, Single Phase, 208/230 V, 60 Hz

BUILT TO LAST, EASY TO INSTALL AND SERVICE

- Compact, fully self-contained, electric cooling unit with horizontal supply and return ducts
- Light weight, compact construction ideal for manufactured housing and residential applications
- Environmentally sound R-410A refrigerant
- Vibration isolation provides quiet operation
- Compressors have internal over current protection
- Liquid refrigerant filter driers
- Hand holds built into the unit base pan
- Designed to be serviced from both the side and front
- Accessory electric heaters with single point connections
- Durable pre-painted steel cabinet
- No-rust base pan with integrated drain pan standard on all units
- Direct-drive ECM multispeed blower motor standard on all models
- Louvered coil enclosure for protection against vandalism and hail damage
- Aerodynamic fan blade design reduces the overall sound
- All models available with optional factory installed tin-coated copper evaporator coil.



(These models are identified with letters TP in the 11th and 12th positions in the model number)

WARRANTY*

- 5-year parts limited warranty (including compressor and coils)
 - With timely registration, an additional 5 year parts limited warranty (including compressor and coils)
- See warranty certificate for complete details.

* For owner occupied, residential applications only. See warranty certificate for complete details and restrictions, including warranty coverage for other applications.



Use of the AHRI Certified TM Mark indicates a manufacturer's participation in the program. For verification of certification for individual products, go to www.ahridirectory.org.

UNIT PERFORMANCE DATA						
Model Number	Cooling			Height x Width x Depth in (mm)	Operating Weight lbs (kg)	Notes
	Capacity BTU/h	SEER	EER			
PAJ324000K000A	22,800	13.5	11.5	30 x 51 x 32	237 (108)	
PAJ324000KTPOA	22,800	13.5	11.5	(765 x 1295 x 813)	237 (108)	
PAJ330000K000A	28,400	13.2	11.5	30 x 51 x 32	249 (113)	
PAJ330000KTPOA	28,400	13.2	11.5	(765 x 1295 x 813)	249 (113)	
PAJ336000K000A	34,800	13.5	11.5	30 x 51 x 32	279 (127)	
PAJ336000KTPOA	34,800	13.5	11.5	(765 x 1295 x 813)	279 (127)	
PAJ342000K000A	40,500	13.5	11.5	34 x 51 x 32	303 (138)	
PAJ342000KTPOA	40,500	13.5	11.5	(867 x 1295 x 813)	303 (138)	
PAJ348000K000A	46,500	13.2	11.0	34 x 51 x 32	305 (139)	
PAJ348000KTPOA	46,500	13.2	11.0	(867 x 1295 x 813)	305 (139)	
PAJ360000K000B	55,500	13.2	11.0	42 x 51 x 32	352 (160)	
PAJ360000KTPOB	55,500	13.2	11.0	(1070 x 1295 x 813)	352 (160)	

13 SEER PACKAGE HEAT PUMP, 2 to 5 TONS

Single Phase, 208/230 V, 60 Hz

REFRIGERATION CIRCUIT

- Environmentally sound R-410A refrigerant
- Scroll compressor standard on all models
- Copper tube/aluminum fin condenser and evaporator coils
- All models available with optional factory installed tin-coated copper evaporator coil
(These models are identified with letters TP in the 11th and 12th positions in the model number)
- Short-cycling protection for the compressor is built into the defrost control board
- Dehumidification mode (airflow reduction) on all models

EASY TO INSTALL AND SERVICE

- Installs easily on a rooftop or at ground level
- Easy three-panel accessibility for maintenance and installation
- Easily converts to down discharge applications
- Combination electric heating and cooling

BUILT TO LAST

- Pre-painted steel cabinet
- Direct drive high efficiency ECM indoor blower motor on all models
- Vertical condenser fan discharge
- Full perimeter steel base rails
- Hail guard (3/8" spacing) wire grilles standard on PHD3**000KTP models (2" spacing wire grilles on non-tin models)
- High and low pressure switches provide added reliability for the compressor

WARRANTY*

- 1 year No Hassle Replacement limited warranty for models with tin-coated copper evaporator coil.
- 5 year parts limited warranty (including compressor and coils)
– With timely registration, an additional 5 year parts limited warranty (including compressor and coils)
See warranty certificate for complete details.

* For owner occupied, residential applications only. See warranty certificate for complete details and restrictions, including warranty coverage for other applications.



Use of the AHRI Certified TM Mark indicates a manufacturer's participation in the program. For verification of certification for individual products, go to www.ahridirectory.org.

UNIT PERFORMANCE DATA								
Model Number	Cooling			Heat Pump		Height x Width x Depth in (mm)	Operating Weight lbs (kg)	Notes
	Cap-acity BTU/h	SEER	EER	Cap-acity BTU/h	HSPF			
PHD324000K000C	23,800	13.5	11.5	23,400	7.7	42-1/8 x 48-3/16 x 32-5/8	320 (145)	
PHD324000KTP0C	23,800	13.5	11.5	23,400	7.7	(1070 x 1224 x 829)	320 (145)	
PHD330000K000C	29,000	13.5	11.5	29,000	7.7	42-1/8 x 48-3/16 x 32-5/8	332 (150)	
PHD330000KTP0C	29,000	13.5	11.5	29,000	7.7	(1070 x 1224 x 829)	332 (150)	
PHD336000K000C	35,000	13.5	11.5	35,000	7.7	42-1/8 x 48-3/16 x 32-5/8	336 (152)	
PHD336000KTP0C	35,000	13.5	11.5	35,000	7.7	(1070 x 1224 x 829)	336 (152)	
PHD342000K000C	40,000	13.2	11.5	40,000	7.7	44-3/4 x 48-3/16 x 44-1/8	441 (186)	
PHD342000KTP0C	40,000	13.2	11.5	40,000	7.7	(1137 x 1224 x 1123)	441 (186)	
PHD348000K000C	47,000	13.5	11.5	46,500	7.7	44-3/4 x 48-3/16 x 44-1/8	429 (194)	
PHD348000KTP0C	47,000	13.5	11.5	46,500	7.7	(1137 x 1224 x 1123)	429 (194)	
PHD360000K000C	57,000	13.5	11.5	57,000	7.7	48-3/4 x 48-3/16 x 44-1/8	454 (206)	
PHD360000KTP0C	57,000	13.5	11.5	57,000	7.7	(1266 x 1224 x 1123)	454 (206)	

13 SEER, R-410A PACKAGE HEAT PUMP FOR MANUFACTURED HOUSING, RESIDENTIAL, AND LIGHT COMMERCIAL APPLICATIONS 2 - 5 TONS, Single Phase, 208/230 V, 60 Hz

BUILT TO LAST, EASY TO INSTALL AND SERVICE

- Compact, fully self-contained, electric cooling and heating unit with horizontal supply and return ducts
- Light weight, compact construction ideal for manufactured housing and residential applications
- Environmentally sound R-410A refrigerant
- Vibration isolation provides quiet operation
- Compressors have internal over current protection.
- Liquid refrigerant filter driers
- Hand holds built into the unit base pan
- Designed to be serviced from both the side and front
- Accessory electric heaters with single point connections
- Durable pre-painted steel cabinet
- No-rust base pan with integrated drain pan standard on all units
- Direct drive ECM multispeed blower motor on all models
- Louvered coil enclosure for protection against vandalism and hail damage
- Aerodynamic fan blade design reduces the overall sound
- All models available with optional factory installed tin-coated copper evaporator coil.
(These models are identified with letters TP in the 11th and 12th positions in the model number)



WARRANTY*

- 5-year parts limited warranty (including compressor and coils)
 - With timely registration, an additional 5 year parts limited warranty (including compressor and coils)
- See warranty certificate for complete details.

* For owner occupied, residential applications only. See warranty certificate for complete details and restrictions, including warranty coverage for other applications.



Use of the AHRI Certified TM Mark indicates a manufacturer's participation in the program. For verification of certification for individual products, go to www.ahridirectory.org.

UNIT PERFORMANCE DATA								
Model Number	Cooling			Heat Pump		Height x Width x Depth in (mm)	Operating Weight lbs (kg)	Notes
	Cap-acity BTU/h	SEER	EER	Cap-acity BTU/h	HSPF			
PHJ324000K000A	24,000	13.5	11.5	23,800	7.7	30 x 51 x 32 (765 x 1295 x 813)	263 (120)	
PHJ324000KTP0A	24,000	13.5	11.5	23,800	7.7		263 (120)	
PHJ330000K000A	28,000	13.5	11.5	28,600	7.7	30 x 51 x 32 (765 x 1295 x 813)	264 (120)	
PHJ330000KTP0A	28,000	13.5	11.5	28,600	7.7		264 (120)	
PHJ336000K000A	36,000	13.5	11.5	34,400	7.7	34 x 51 x 32 (867 x 1295 x 813)	285 (130)	
PHJ336000KTP0A	36,000	13.5	11.5	34,400	7.7		285 (130)	
PHJ342000K000A	41,500	13.2	11.5	41,000	7.7	42 x 51 x 32 (1070 x 1295 x 813)	339 (154)	
PHJ342000KTP0A	41,500	13.2	11.5	41,000	7.7		339 (154)	
PHJ348000K000A	46,500	13.5	11.5	46,500	7.7	42 x 51 x 32 (1070 x 1295 x 813)	358 (163)	
PHJ348000KTP0A	46,500	13.5	11.5	46,500	7.7		358 (163)	
PHJ360000K000A	55,000	13	11.0	55,000	7.7	42 x 51 x 32 (1070 x 1295 x 813)	371 (169)	
PHJ360000KTP0A	55,000	13	11.0	55,000	7.7		371 (169)	

Accessory Model Number	Description	Use With	Notes
CURBS			
CPRFCURB010A00	Roof Curb, 11" High	24 - 60	
CPRFCURB011A00	Roof Curb, 14" High	24 - 60	
CPRFCURB012A00	Roof Curb, 11" High	42 - 60	
CPRFCURB013A00	Roof Curb, 14" High	42 - 60	
Note: CPRFCURB010A00 & CPRFCURB011A00 can be used with PGD342-60, PGS342-60, PAD342-60 units with some overhang.			
ADAPTER CURBS*			
CPADCURB001A00	Adapter Curb for use with NPRFCURB006A00 & NPRFCURB007A00	24 - 36	
CPADCURB002A00	Adapter Curb for use with NPRFCURB008A00 & NPRFCURB009A00	42 - 60	
* Can also be used when replacing other manufacturer's older generation units that contains a composite base without a metal base rail.			
CONCENTRIC ADAPTORS - (Use with curb only)			
NPCONADP001A00	For 18" round duct (use with curbs CPRFCURB010A00, CPRFCURB011A00)	Small Curb	
NPCONADP002A00	For 18" round duct (use with curbs CPRFCURB012A00, CPRFCURB013A00)	Large Curb	
ECONOMIZERS			
CPECOMZR007A00	Dedicated Vertical Economizer - Internal with solid state controller, gear driven, fully modulating damper, spring return actuator, up to 50% barometric relief, supply and dry bulb outdoor air sensors. Includes filter rack with 1" filters*.	24 - 36	
CPECOMZR008A00		42, 48	
CPECOMZR009A00		60	
CPECOMZR010A00	Dedicated Horizontal Economizer - Internal with solid state controller, fully modulating damper, spring return actuator, supply and dry bulb outdoor air sensor, and low ambient compressor lockout switch included. Includes filter rack with 1-inch filters*.	24 - 36	
CPECOMZR011A00		42, 48	
CPECOMZR012A00		60	
CPRLYKIT001A00	Economizer Relay for Heat Pumps	ALL	
AXB078ENT	Outdoor Enthalpy Control	ALL	
* Outdoor enthalpy available as field installed accessory; Filter rack and filter same as 'CPFILTRK' kit.			
MANUAL FRESH AIR DAMPERS			
CPMANDPR007A00	Manual Outside Air Damper - includes filter rack and 1" filter - same as CPFILTRK kit)	24 - 36	
CPMANDPR008A00		42, 48	
CPMANDPR009A00		60	
INTERNAL FILTER RACKS			
CPFILTRK007A00	Internal Filter Rack (includes 1-inch filters)	24 - 36	
CPFILTRK008A00		42, 48	
CPFILTRK009A00		60	
CRANKCASE HEATERFOR PGD3, PGS3, PAD3 - BELLY BAND TYPE			
NPCRKHTR008A00	240V Crankcase Heater	24 - 36	
NPCRKHTR004A00	240V Crankcase Heater	42 - 60	
CRANKCASE HEATERFOR PDD3, PDS3, PHD3 - BELLY BAND TYPE			
NPCRKHTR008A00	240V Crankcase Heater (included in 30 size)	24, 36	
NPCRKHTR004A00	240V Crankcase Heater (included in 60 size)	42, 48	
LOW AMBIENT, ANTI-CYCLE TIMER, COMPRESSOR START ASSIST			
CPLOWAMB001A00	Low Ambient Control - enables cooling system to operate down to 0 Deg. F by cycling condenser fan on and off.	ALL	
NRTIMEGD001A00	Five minute anti-cycle time (note: many thermostates have inherent anti-cycle timer logic)	ALL	
NPHSTART001A00	PTC Compressor Start Assist Kit	ALL	
GAS CONVERSION KITS			
NPLPCONV013B00	Natural to LP Conversion Kit (0 - 2000')	ALL	
NPLPCONV014B00	Natural to LP Conversion Kit (2001' - 6000')	ALL	
NPNGCONV004B00	LP to Natural Gas Conversion Kit (0 - 2000')	ALL	

continued on next page

PGD3, PGS3, PAD3, PHD3, PDD3, PDS3

Single Phase Model Accessories

Accessories

Accessory Model Number	Description	Use With	Notes
FLUE DISCHARGE DEFLECTOR			
CRFLUEDS001A00	Directs flue gas exhaust 90 degrees upward from current discharge. Designed to allow tighter distances between unit and combustible surfaces. 24 inch Height. AGA certified.	ALL	
HAIL GUARDS / COIL PROTECTION FOR PGD3, PAD3 (factory installed on PGS3 & PAD3 "TP")			
NAPA00301GR	3/8" spacing dense wire grilles	24	
NAPA00501GR	3/8" spacing dense wire grilles	30	
NAPA00901GR	3/8" spacing dense wire grilles	36	
NAPA00601GR	3/8" spacing dense wire grilles	42	
NAPA00801GR	3/8" spacing dense wire grilles	48 - 60	
HAIL GUARDS / COIL PROTECTION FOR PHD3, PDD3, (factory installed on PDS3 & PHD3 "TP")			
NAPA00501GR	3/8" spacing dense wire grilles	24 - 36	
NAPA00601GR	3/8" spacing dense wire grilles	42 - 48	
NAPA01001GR	3/8" spacing dense wire grilles	60	
DUCT TRANSITIONS			
NPDUCLG002A00	Square to 14" Round (1 set of 2, use with horizontal duct flanges only)	24 - 48	
ELECTRIC HEATERS - PAD3			
MODEL	Nominal Capacity (kW)	Use With	Notes
EHNA05K4F	3.8/5.0	ALL	
EHNA05K0N	3.8/5.0	ALL	
EHNA07K0N	5.4/7.2	ALL	
EHNA07K4F	5.4/7.2	ALL	
EHNA10K0N	7.5/10.0	24 - 42	
EHNA10K4F	7.5/10.0	ALL	
EHNA15K4F	11.3/15.0	30 - 42	
EHNA15K6F	11.3/15.0	30 - 60	
EHNA20K4F	15.0/20.0	42	
EHNA20K6F	15.0/20.0	42 - 60	
ELECTRIC HEATERS - PHD3			
MODEL	Nominal Capacity (kW)	Use With	Notes
EHNA05K0N	3.8/5.0	24 - 36	
EHNA05K4F	3.8/5.0	ALL	
EHNA07K4F	5.4/7.2	ALL	
EHNA10K4F	7.5/10.0	ALL	
EHNA15K6F	11.3/15.0	30 - 60	
EHNA20K6F	15.0/20.0	42 - 60	
ACCESSORIES - PAJ3			
MODEL	Description	Use With	Notes
CPLOWAMB001A00	Motormaster® II Low Ambient Control	ALL	
CPHSTART002A00	Compressor Start Kit	ALL	
CPCRKHTR007A00	240V Crankcase Heater	24 - 42	
NPCRKHTR004A00		48 - 60	
ACCESSORIES - PHJ3			
MODEL	Description	Use With	Notes
CPLOWAMB001A00	Motormaster® II Low Ambient Control	ALL	
CPHSTART002A00	Compressor Start Kit	ALL	
CPCRKHTR007A00	240V Crankcase Heater	24 - 36	
NPCRKHTR004A00		42 - 60	

continued on next page

PAJ3, PHJ3

Single Phase Model Accessories

Accessories

ELECTRIC HEATERS - PAJ3			
MODEL	Nominal Capacity (kW)	Use With	Notes
CPHEATER125A00	3.8/5.0	ALL	
CPHEATER126A00	3.8/5.0	ALL	
CPHEATER127A00	5.6 / 7.5	ALL	
CPHEATER128A00	5.6 / 7.5	ALL	
CPHEATER129A00	7.5/10.0	24 - 48	
CPHEATER130A00	7.5/10.0	ALL	
CPHEATER131A00	11.3/15.0	36 - 60	
CPHEATER132A00	15.0/20.0	48 - 60	
ELECTRIC HEATERS - PHJ3			
MODEL	Nominal Capacity (kW)	Use With	Notes
CPHEATER125A00	3.8/5.0	24 - 42	
CPHEATER126A00	3.8/5.0	ALL	
CPHEATER127A00	5.6 / 7.5	24	
CPHEATER128A00	5.6 / 7.5	ALL	
CPHEATER130A00	7.5/10.0	ALL	
CPHEATER131A00	11.3/15.0	36 - 60	
CPHEATER132A00	15.0/20.0	48 - 60	

REFER TO PRODUCT SPECIFICATIONS FOR EXACT ACCESSORY MATCH.

Accessory Model Number	Description	Use With			Notes
		PDS4, PDD4	PGD4, PGS4, PAD4	PHD4	
CURBS					
CPRFCURB010A00	Roof Curb, 11" High	24 - 30	24 - 60	24 - 30	
CPRFCURB011A00	Roof Curb, 14" High	24 - 30	24 - 60	24 - 30	
CPRFCURB012A00	Roof Curb, 11" High	36 - 60	42 - 60	36 - 60	
CPRFCURB013A00	Roof Curb, 14" High	36 - 60	42 - 60	36 - 60	
Note: CPRFCURB010A00 & CPRFCURB011A00 can be used with PGD442-60, PGS442-60, PAD442-60 units with some overhang.					
ADAPTER CURBS*					
CPADCURB001A00	Adapter Curb for use with NPRFCURB006A00 & NPRFCURB007A00	24 - 30	24 - 36	24 - 30	
CPADCURB002A00	Adapter Curb for use with NPRFCURB008A00 & NPRFCURB009A00	36 - 60	42 - 60	36 - 60	
* Can also be used when replacing other manufacturer's older generation units that contains a composite base without a metal base rail.					
CONCENTRIC ADAPTORS - (Use with curb only)					
NPCONADP001A00	For 18" round duct (use with curbs CPRFCURB010A00, CPRFCURB011A00)	Small Curb			
NPCONADP002A00	For 18" round duct (use with curbs CPRFCURB012A00, CPRFCURB013A00)	Large Curb			
ECONOMIZERS					
CPECOMZR007A00	Dedicated Vertical Economizer - Internal with solid state controller, gear driven, fully modulating damper, spring return actuator, up to 50% barometric relief, supply and dry bulb outdoor air sensors. Includes filter rack with 1" filters*.	24 - 30	24 - 36	24 - 30	
CPECOMZR008A00		36 - 42	42 - 48	36 - 42	
CPECOMZR009A00		48 - 60	60	48 - 60	
CPECOMZR010A00	Dedicated Horizontal Economizer - Internal with solid state controller, fully modulating damper, spring return actuator, supply and dry bulb outdoor air sensor, and low ambient compressor lockout switch included. Includes filter rack with 1-inch filters*.	24 - 30	24 - 36	24 - 30	
CPECOMZR011A00		36 - 42	42 - 48	36 - 42	
CPECOMZR012A00		48 - 60	60	48 - 60	
CPRLYKIT001A00	Economizer Relay for Heat Pumps	ALL			
AXB078ENT	Outdoor Enthalpy Control	ALL			
* Outdoor enthalpy available as field installed accessory; Filter rack and filter same as 'CPFILTRK' kit.					
DAMPERS					
CPMANDPR007A00	Manual Outside Air Damper - includes filter rack and 1" filter (same as CPFILTRK kit)	24 - 30	24 - 36	24 - 30	
CPMANDPR008A00		36 - 42	42 - 48	36 - 42	
CPMANDPR009A00		48 - 60	60	48 - 60	
INTERNAL FILTER RACKS					
CPFILTRK007A00	Internal Filter Rack (includes 1-inch filters)	24 - 30	24 - 36	24 - 30	
CPFILTRK008A00		36 - 42	42 - 48	36 - 42	
CPFILTRK009A00		48 - 60	60	48 - 60	
LOW AMBIENT, ANTI-CYCLE TIMER, COMPRESSOR START ASSIST					
CPLOWAMB001A00*	Low Ambient Control - enables cooling system to operate down to 0 Deg. F by cycling condenser fan on and off.*	ALL			
NRTIMEGD001A00	Five Minute Compressor Delay	ALL			
NPHSTART001A00	PTC Compressor Start Assist Kit	ALL			
CRANKCASE HEATER - BELLY BAND TYPE (Standard on some PDS4, PDD4, PHD4 models)					
NPCRKHTR008A00	240V Crankcase Heater	36	24 - 30	36	
NPCRKHTR004A00	240V Crankcase Heater (Included on 48 & 60 size models)	N/A	42	N/A	
GAS CONVERSION KITS					
NPLPCONV013B00	Natural to LP Conversion Kit (0 - 2000')	ALL			
NPLPCONV014B00	Natural to LP Conversion Kit (2001' - 6000')	ALL			
NPNGCONV004B00	LP to Natural Gas Conversion Kit (0 - 2000')	ALL			
FLUE DISCHARGE DEFLECTOR					
CRFLUEDS001A00	Directs flue gas exhaust 90 degrees upward from current discharge. Designed to allow tighter distances between unit and combustible surfaces. 24 inch Height. AGA certified.	ALL			

*Relay 1184479 is required with this Low Ambient Control when used in heat pump application.

continued on next page

Accessory Model Number	Description	Use With			Notes
		PDS4, PDD4†	PGD4, PGS4, PAD4	PHD4	
DUCT TRANSITIONS					
NPDUCFLG002A00	Square to 14" Round (1 set of 2, use with horizontal duct flanges only)	24 - 48			
(Factory installed on PGS4 & PAD4 "TP" models)					
NAPA00501GR	3/8" spacing dense wire grilles	-	24	-	
NAPA00701GR	3/8" spacing dense wire grilles	-	30	-	
NAPA00901GR	3/8" spacing dense wire grilles	-	36	-	
NAPA00601GR	3/8" spacing dense wire grilles	-	42	-	
NAPA01001GR	3/8" spacing dense wire grilles	-	48	-	
NAPA01201GR	3/8" spacing dense wire grilles	-	60	-	
(Factory installed on PDS4 & PHD4 "TP" models)		PDD4			
NAPA00701GR	3/8" spacing dense wire grilles	24 - 30	-	24 - 30	
NAPA00601GR	3/8" spacing dense wire grilles	36	-	36	
NAPA01001GR	3/8" spacing dense wire grilles	42 - 48	-	42 - 48	
NAPA01301GR	3/8" spacing dense wire grilles	60		60	
ELECTRIC HEATERS - PAD4					
MODEL	Nominal Capacity (kW)				
EHNA05K0N	3.8/5.0	-		ALL	
EHNA05K4F	3.8/5.0	-		ALL	
EHNA07K0N	5.4/7.2	-		ALL	
EHNA07K4F	5.4/7.2	-		ALL	
EHNA10K0N	7.5/10.0	-		24 - 42	
EHNA10K4F	7.5/10.0	-		ALL	
EHNA15K4F	11.3/15.0	-		30 - 42	
EHNA15K6F	11.3/15.0	-		30 - 60	
EHNA20K4F	15.0/20.0	-		42	
EHNA20K6F	15.0/20.0	-		42 - 60	
ELECTRIC HEATERS - PHD4					
MODEL	Nominal Capacity (kW)				
EHNA05K0N	3.8/5.0	-		24 - 36	
EHNA05K4F	3.8/5.0	-		ALL	
EHNA07K4F	5.4/7.2	-		ALL	
EHNA10K4F	7.5/10.0	-		ALL	
EHNA15K6F	11.3/15.0	-		30 - 60	
EHNA20K6F	15.0/20.0	-		42 - 60	
DUAL POINT WIRING KIT - PAD4, PHD4					
MODEL	Description				
DPDUALPT001A00	Dual Point Wiring Kit for 5 - 20 kW Heaters	-		ALL	

REFER TO PRODUCT SPECIFICATIONS FOR EXACT ACCESSORY MATCH.

Accessory Model Number	Description	Use With		
		PGR5, PAR5, PHR5	PGD5, PGS5, PAD5, PHD5	Notes
CPRFCURB010A00	Roof Curb, 11" High	24 - 60	24 - 60	
CPRFCURB011A00	Roof Curb, 14" High	24 - 60	24 - 60	
CPRFCURB012A00	Roof Curb, 11" High	36 - 60	36 - 60	
CPRFCURB013A00	Roof Curb, 14" High	36 - 60	36 - 60	
Note: CPRFCURB010A00 & CPRFCURB011A00 can be used with 36-60 units with some overhang.				
ADAPTER CURBS*				
CPADCURB001A00	Adapter Curb for use with NPRFCURB006A00 & NPRFCURB007A00	24 - 30	24	
CPADCURB002A00	Adapter Curb for use with NPRFCURB008A00 & NPRFCURB009A00	36 - 60	36 - 60	
* Can also be used when replacing other manufacturer's older generation units that contains a composite base without a metal base rail.				
CONCENTRIC ADAPTERS - (Use with curb only)				
NPCONADP001A00	For 18" round duct (use with curbs CPRFCURB010A00, CPRFCURB011A00)	Small Curb	Small Curb	
NPCONADP002A00	For 18" round duct (use with curbs CPRFCURB012A00, CPRFCURB013A00)	Large Curb	Large Curb	
DAMPERS				
CPMANDPR007A00	Manual Outside Air Damper - includes filter rack and 1" filter - same as CPFILTRK kit)	24 - 30	24	
CPMANDPR008A00		36 - 42	36	
CPMANDPR009A00		48 - 60	48,60	
INTERNAL FILTER RACKS				
CPFILTRK007A00	Internal Filter Rack (includes 1-inch filters)	24 - 30	24	
CPFILTRK008A00		36 - 42	36	
CPFILTRK009A00		48 - 60	48 - 60	
CRANKCASE HEATER (Factory installed on some models)				
CPCRKHTR008A00	Crankcase Heater	24 - 36	24	
CPCRKHTR004A00	Crankcase Heater	42 - 48	24	
LOW AMBIENT, ANTI-CYCLE TIMER, COMPRESSOR START ASSIST				
CPLOWAMB001A00	Low Ambient Control - enables cooling system to operate down to 0 Deg. F by cycling condenser fan on and off.	ALL	ALL	
NRTIMEGD001A00	Five Minute Compressor Delay	ALL	ALL	
NPHSTART001A00	PTC Compressor Start Assist Kit	ALL	ALL	
GAS CONVERSION KITS				
NPLPCONV013B00	Natural to LP Conversion Kit (0 - 2000')	ALL	ALL	
NPLPCONV014B00	Natural to LP Conversion Kit (2001' - 6000')	ALL	ALL	
NPNGCONV004B00	LP to Natural Gas Conversion Kit (0 - 2000')	ALL	ALL	
FLUE DISCHARGE DEFLECTOR				
CRFLUEDS001A00	Directs flue gas exhaust 90 degrees upward from current discharge. Designed to allow tighter distances between unit and combustible surfaces. 24 inch Height. AGA certified.	ALL	ALL	
DUCT TRANSITIONS				
NPDUCFLG002A00	Square to 14" Round (1 set of 2, use with horizontal duct flanges only)	24 - 48	24 - 48	
HAIL GUARDS / COIL PROTECTION (Factory installed on PGS5 models & PHR5 "TP", PAD5 "TP", PHD5 "TP")		PGD5, PGS5, PAD5, PHD5 Use With		Notes
NAPA00701GR	3/8" spacing dense wire grilles	24		
NAPA01001GR	3/8" spacing dense wire grilles	36		
NAPA01101GR	3/8" spacing dense wire grilles	48		
NAPA01301GR	3/8" spacing dense wire grilles	60		

Accessory Model Number	Description	Use With		Notes
		PAR5	PAD5	
ELECTRIC HEATERS				
MODEL	Nominal Capacity (kW) - Fused/Stages			
EHNA05K0N	3.8/5.0 - No/1	ALL	ALL	
EHNA05K4F	3.8/5.0 - Yes/1	ALL	ALL	
EHNA07K0N	5.4/7.2 - No/2	ALL	ALL	
EHNA07K4F	5.4/7.2 - Yes/2	ALL	ALL	
EHNA10K0N	7.5/10.0 - No/2	24 - 42	24 - 36	
EHNA10K4F	7.5/10.0 - Yes/2	ALL	ALL	
EHNA15K4F	11.3/15.0 - Yes/2	30 - 42	36	
EHNA15K6F	11.3/15.0 - Yes/2	30 - 60	36 - 60	
EHNA20K4F	15.0/20.0 - Yes/2	42	N/A	
EHNA20K6F	15.0/20.0 - Yes/2	42 - 60	48 - 60	
ELECTRIC HEATERS				
MODEL	Nominal Capacity (kW) - Fused/Stages	PHD5	PHR5	Notes
EHNA05K0N	3.8/5.0 - No/1	24 - 36	24 - 36	
EHNA05K4F	3.8/5.0 - Yes/1	ALL	ALL	
EHNA07K0N	5.4/7.2 - No/2	ALL	24	
EHNA07K4F	5.4/7.2 - Yes/2	ALL	ALL	
EHNA10K4F	7.5/10.0 - Yes/2	ALL	ALL	
EHNA15K6F	11.3/15.0 - Yes/2	36 - 60	30 - 60	
EHNA20K6F	15.0/20.0 - Yes/2	48 - 60	42 - 60	
DUAL POINT WIRING KIT - PAR5, PHR5, PAD5, PHD5				
DPDUALPT001A00	Dual Point Wiring Kit for 5 - 20 kW Heaters	ALL		
ECONOMIZER				
MODEL	Nominal Capacity (kW)	Use With		Notes
ECD-EDSML-JC2-ADB*	Two-stage compatible vertical economizer with Jade Honeywell W7220 controller, Honeywell actuator, and dry bulb sensor. (Contact MicroMetl Customer Service at 1-800-662-4822 to order)	24 - 30		
ECD-EDLGS-JC2-ADB*		36 - 42		
ECD-EDLGB-JC2-ADB*		48 - 60		
ECH-EDSML-JC2-ADB*	Two-stage compatible horizontal economizer with Jade Honeywell W7220 controller, Honeywell actuator, and dry bulb sensor. (Contact MicroMetl Customer Service at 1-800-662-4822 to order)	24 - 30		
ECH-EDLGS-JC2-ADB*		36 - 42		
ECH-EDLGB-JC2-ADB*		48 - 60		
* Contact MircoMetl Customer Service at 1-800-662-4822 to order				
THERMOSTATS				
MODEL	Description	Use With		Notes
TSTAT0406	Universal Programmable Thermostat, Dual Fuel compatible, 2-stage cool, 2-stage gas heat, 2-stage HP heat, 2-stage electric heat	ALL	ALL	
TSTAT0408	Universal Programmable Thermostat with Humidity Sensing and Control, Dual Fuel compatible, 2-stage cool, 2-stage gas heat, 2-stage HP heat, 2-stage electric heat	ALL	ALL	
TSTAT0101SC	Observer Communicating Touchscreen Thermostat with Humidity Sensing and Control, Dual Fuel compatible, 2-stage cool, 2-stage gas heat, 2-stage HP heat, 2-stage electric heat	ALL‡	ALL	
NAXA00101DB	Daughter Board, use with communicating thermostat TSTAT0101SC and non-communicating equipment	ALL	ALL	

‡ Daughter Board required for use with TSTAT0101SC and non-communicating unit.

REFER TO PRODUCT SPECIFICATIONS FOR EXACT ACCESSORY MATCH.

NOTES