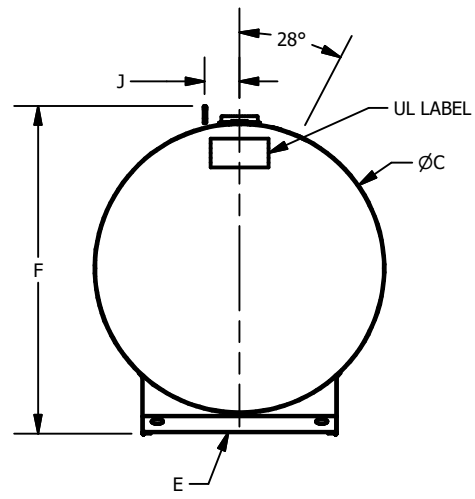
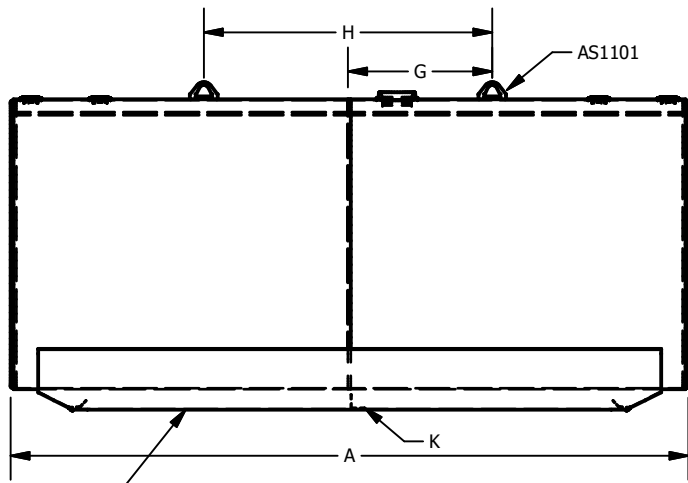
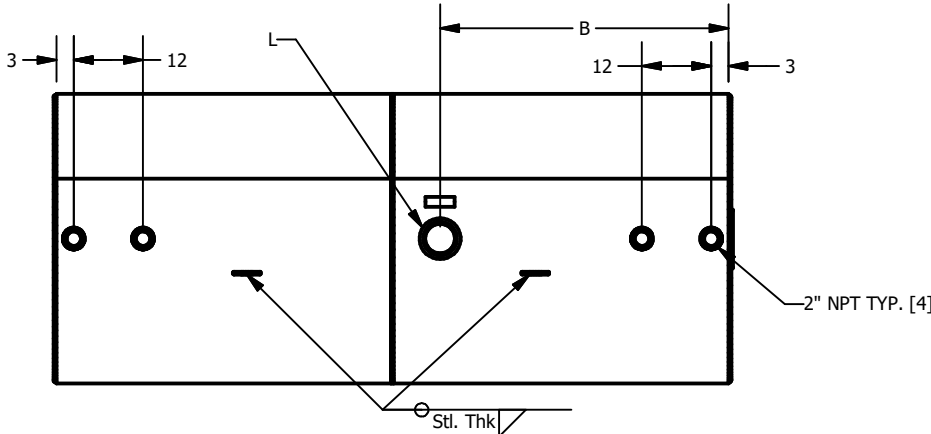


2

1

PRODUCT #	VOLUME (US GAL)	STEEL THK. (gauge)	A	B	C	D	E	F	G	H	J	K	L
3011423	300	12	60	30	38¼	AS07122	AS07012	42½	0		6		3" NPT Min.
3020422	500	12	72	36	46	AS07153	AS07013	50½	0		6		4" NPT Min.
3020435	500	10	60	30	50¼	AS07122	AS07014	56	0		6		4" NPT Min.
3020445	500	7	60	30	50¼	AS07122	AS07014	56¼	0		6		4" NPT Min.
3039433	1000	10	118	50	50¼	AS07274	AS07014	56¾	25	50	0	AS07004	5" NPT Min.
3039443	1000	7	118	50	50¼	AS07274	AS07014	57	25	50	0	AS07004	5" NPT Min.



Ce dessin est la propriété exclusive de Industries Granby, SEC. Aucune partie de ce dessin ne peut être utilisée ou reproduite sans sa permission écrite.
 This drawing is the exclusive property of Granby Industries LP. No part of this drawing may be used or reproduced in any manner without its written permission.

TOLÉRANCES LINÉAIRES, LINEAR STD TOLERANCES 0 OR FRAC. (X/X) -> ±0.5" 0.00 -> ±0.125" 0.0 -> ±0.25" 0.000 -> ±0.0625"	Description de la révision / Revision description Dessiné par / Drawn by E Bourassa 2015-10-23 Approuvé par / Approved by :	Industries Granby S.E.C., Granby Industries L.P. © 2015 Industries Granby, SEC. Granby Industries LP Format / Size No de la pièce / Part no. REV A SI0063 C.
TOLÉRANCES ANGULAIRES, ANGULAR STD TOLERANCES 0 -> ± 2 DEG. 0.0 -> ± 0.5 DEG. 0.00 -> ± 0.1 DEG.	Les soudures doivent respecter la spécification SI-0039. Tank welds must respect SI-0039 specifications.	Description / Title GENERIC DRAWING FOR CYLINDRICAL HORIZONTAL SINGLE WALLED UL-142 TANKS ON SKIDS
Matériau / Material :	Unités / Units Echelle / Scale Feuille / Sheet INCHES 1 / 1	D-TANK_TMPLT-D

2

1

D-TANK_TMPLT-D