



## CENTURY BRASS PLUMBING



A COMPLETE LINE OF HIGH QUALITY BRASS PLUMBING PRODUCTS

COMPRESSION FITTINGS • FLARE FITTINGS • PIPE FITTINGS • HOSE BARB FITTINGS • GARDEN HOSE FITTINGS  
POL BOTTLED GAS FITTINGS • NEEDLE VALVES • AIR COCKS • THREE & FOUR WAY VALVES  
DRAIN COCKS • MARINE FUEL VALVES • SHUT OFF COCKS • LAVATORY SUPPLIES

# CENTURY BRASS PLUMBING

## B R A S S F I T T I N G S

**OUR MISSION** At Century Brass Plumbing our goal is to provide high quality brass plumbing parts along with the highest level of customer service. We strive to be the Number One source for all of your brass-fitting needs.


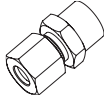















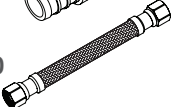
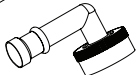


**WHO WE ARE** We at Century Brass Plumbing offer a full range of brass plumbing products for the Plumbing industry. We offer convenience, choice and expert advice at a competitive price. We also design, engineer and manufacture both proprietary and general use parts for every conceivable industry. We dedicate ourselves to continuously expand our plumbing line to help fill all your brass fitting requirements.

### 45° FLARE SIZES



### MALE PIPE THREAD SIZES



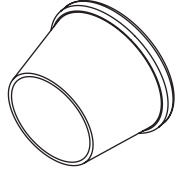
|   |       |   |
|---|-------|---|
| BRASS COMPRESSION FITTINGS* .....         | 4-6   |     |
| CHROMED BRASS COMPRESSION FITTINGS* ..... | 6     |    |
| BRASS FLARE TUBE FITTINGS .....           | 6-10  |    |
| BRASS INVERTED FLARE TUBE FITTINGS.....   | 10    |    |
| BRASS PIPE FITTINGS* .....                | 10-12 |    |
| BRASS HOSE BARB FITTINGS .....            | 12-13 |    |
| BRASS GARDEN HOSE FITTINGS .....          | 13-14 |    |
| BRASS POL BOTTLED GAS FITTINGS.....       | 14    |    |
| BRASS NEEDLE VALVES* .....                | 14-15 |    |
| BRASS AIR COCKS .....                     | 15-16 |    |
| BRASS DRAIN COCKS .....                   | 16    |  |
| BRASS 3 & 4 WAY VALVES.....               | 17    |  |
| BRASS MARINE FUEL VALVES.....             | 17    |  |
| BRASS SHUTOFF COCKS .....                 | 17    |  |
| BRASS LAVATORY SUPPLIES.....              | 18    |  |
| ADDITIONAL BRASS PRODUCTS* .....          | 18    |  |
| BRASS PEX FITTINGS* .....                 | 19-20 |  |
| STAINLESS STEEL BRAIDED CONNECTORS* ..... | 20    |  |
| DISHWASHER ELBOWS .....                   | 20    |  |
| BEVERAGE INDUSTRY PARTS .....             | 20    |  |
| BRONZE CAST FITTINGS* .....               | 21-22 |  |

# BRASS COMPRESSION FITTINGS

\*ALSO AVAILABLE IN LEAD FREE

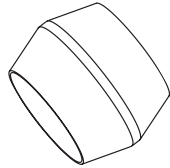
## SELF-ALIGNED SLEEVE • SA-60

| No.     | O.D.  |
|---------|-------|
| SA-60-2 | 1/8"  |
| SA-60-3 | 3/16" |
| SA-60-4 | 1/4"  |
| SA-60-6 | 3/8"  |
| SA-60-8 | 1/2"  |



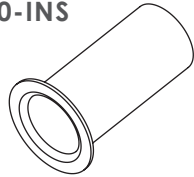
## COMPRESSION SLEEVE • 60

| No.   | O.D.  |
|-------|-------|
| 60-2  | 1/8"  |
| 60-3  | 3/16" |
| 60-4  | 1/4"  |
| 60-5  | 5/16" |
| 60-6  | 3/8"  |
| 60-7  | 7/16" |
| 60-8  | 1/2"  |
| 60-10 | 5/8"  |
| 60-12 | 3/4"  |
| 60-14 | 7/8"  |



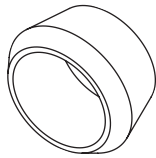
## BRASS INSERT • 60-INS

| No.       | O.D.  |
|-----------|-------|
| 60-INS-4  | 1/4"  |
| 60-INS-5  | 5/16" |
| 60-INS-6  | 3/8"  |
| 60-INS-8  | 1/2"  |
| 60-INS-10 | 5/8"  |



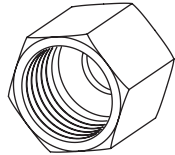
## PLASTIC DELRIN SLEEVE • 60-P

| No.     | O.D.  |
|---------|-------|
| 60-P-4  | 1/4"  |
| 60-P-5  | 5/16" |
| 60-P-6  | 3/8"  |
| 60-P-8  | 1/2"  |
| 60-P-10 | 5/8"  |



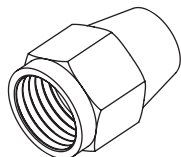
## BRASS COMPRESSION NUT • 61

| No.   | O.D.  |
|-------|-------|
| 61-2  | 1/8"  |
| 61-3  | 3/16" |
| 61-4  | 1/4"  |
| 61-5  | 5/16" |
| 61-6  | 3/8"  |
| 61-7  | 7/16" |
| 61-8  | 1/2"  |
| 61-10 | 5/8"  |
| 61-12 | 3/4"  |
| 61-14 | 7/8"  |



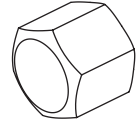
## BRASS COMPRESSION LONG NUT • 61-L

| No.     | O.D.  |
|---------|-------|
| 61-L-2  | 1/8"  |
| 61-L-3  | 3/16" |
| 61-L-4  | 1/4"  |
| 61-L-5  | 5/16" |
| 61-L-6  | 3/8"  |
| 61-L-8  | 1/2"  |
| 61-L-10 | 5/8"  |
| 61-L-12 | 3/4"  |



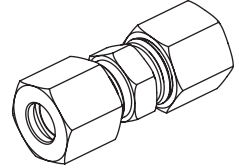
## BRASS COMPRESSION CAP • 61-CAP

| No.       | O.D.  |
|-----------|-------|
| 61-CAP-4  | 1/4"  |
| 61-CAP-5  | 5/16" |
| 61-CAP-6  | 3/8"  |
| 61-CAP-8  | 1/2"  |
| 61-CAP-10 | 5/8"  |



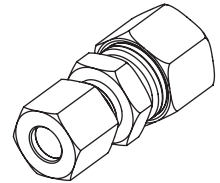
## BRASS COMPRESSION UNION • 62

| No.   | O.D.  |
|-------|-------|
| 62-2  | 1/8"  |
| 62-3  | 3/16" |
| 62-4  | 1/4"  |
| 62-5  | 5/16" |
| 62-6  | 3/8"  |
| 62-7  | 7/16" |
| 62-8  | 1/2"  |
| 62-10 | 5/8"  |
| 62-12 | 3/4"  |
| 62-14 | 7/8"  |



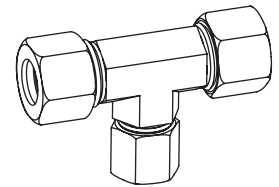
## BRASS REDUCING UNION • 62-R

| No.      | O.D.         |
|----------|--------------|
| 62-R-43  | 1/4" x 3/16" |
| 62-R-54  | 5/16" x 1/4" |
| 62-R-64  | 3/8" x 1/4"  |
| 62-R-65  | 3/8" x 5/16" |
| 62-R-86  | 1/2" x 3/8"  |
| 62-R-106 | 5/8" x 3/8"  |
| 62-R-108 | 5/8" x 1/2"  |



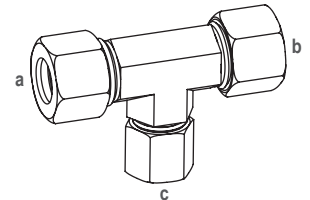
## BRASS COMPRESSION TEE • 64

| No.   | O.D.  |
|-------|-------|
| 64-2  | 1/8"  |
| 64-3  | 3/16" |
| 64-4  | 1/4"  |
| 64-5  | 5/16" |
| 64-6  | 3/8"  |
| 64-8  | 1/2"  |
| 64-10 | 5/8"  |
| 64-12 | 3/4"  |
| 64-14 | 7/8"  |



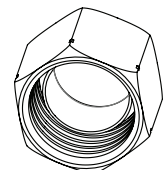
## BRASS REDUCING TEE • 64-R

| No.      | O.D. (a x b x c)   |
|----------|--------------------|
| 64-R-42  | 1/4" x 1/4" x 1/8" |
| 64-R-46  | 1/4" x 1/4" x 3/8" |
| 64-R-644 | 3/8" x 1/4" x 1/4" |
| 64-R-64  | 3/8" x 3/8" x 1/4" |
| 64-R-84  | 1/2" x 1/2" x 1/4" |
| 64-R-86  | 1/2" x 1/2" x 3/8" |
| 64-R-106 | 5/8" x 5/8" x 3/8" |
| 64-R-108 | 5/8" x 5/8" x 1/2" |



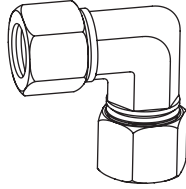
## BRASS COMPRESSION CAPTIVE NUT • 61-CA

| No.     | O.D. |
|---------|------|
| 61-CA-2 | 1/8" |
| 61-CA-8 | 1/2" |



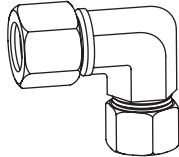
**BRASS UNION ELBOW • 65**

| No.   | O.D.  |
|-------|-------|
| 65-2  | 1/8"  |
| 65-3  | 3/16" |
| 65-4  | 1/4"  |
| 65-5  | 5/16" |
| 65-6  | 3/8"  |
| 65-8  | 1/2"  |
| 65-10 | 5/8"  |
| 65-12 | 3/4"  |
| 65-14 | 7/8"  |



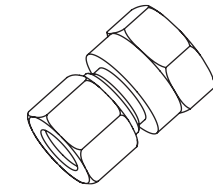
**BRASS REDUCING UNION ELBOW • 65-R**

| No.      | O.D. x O.D. |
|----------|-------------|
| 65-R-64  | 3/8" x 1/4" |
| 65-R-86  | 1/2" x 3/8" |
| 65-R-106 | 5/8" x 3/8" |
| 65-R-108 | 5/8" x 1/2" |



**BRASS FEMALE CONNECTOR • 66**

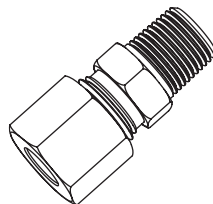
| No.    | O.D. x FIP   |
|--------|--------------|
| 66-22  | 1/8" x 1/8"  |
| 66-32  | 3/16" x 1/8" |
| 66-34  | 3/16" x 1/4" |
| 66-42  | 1/4" x 1/8"  |
| 66-44  | 1/4" x 1/4"  |
| 66-46  | 1/4" x 3/8"  |
| 66-48  | 1/4" x 1/2"  |
| 66-52  | 5/16" x 1/8" |
| 66-54  | 5/16" x 1/4" |
| 66-62  | 3/8" x 1/8"  |
| 66-64  | 3/8" x 1/4"  |
| 66-66  | 3/8" x 3/8"  |
| 66-68  | 3/8" x 1/2"  |
| 66-84  | 1/2" x 1/4"  |
| 66-86  | 1/2" x 3/8"  |
| 66-88  | 1/2" x 1/2"  |
| 66-812 | 1/2" x 3/4"  |



| No.     | O.D. x FIP  |
|---------|-------------|
| 66-106  | 5/8" x 3/8" |
| 66-108  | 5/8" x 1/2" |
| 66-1012 | 5/8" x 3/4" |
| 66-128  | 3/4" x 1/2" |
| 66-1212 | 3/4" x 3/4" |
| 66-148  | 7/8" x 1/2" |
| 66-1412 | 7/8" x 3/4" |

**BRASS MALE CONNECTOR • 68**

| No.    | O.D. x MIP   |
|--------|--------------|
| 68-22  | 1/8" x 1/8"  |
| 68-32  | 3/16" x 1/8" |
| 68-34  | 3/16" x 1/4" |
| 68-42  | 1/4" x 1/8"  |
| 68-44  | 1/4" x 1/4"  |
| 68-46  | 1/4" x 3/8"  |
| 68-48  | 1/4" x 1/2"  |
| 68-54  | 5/16" x 1/4" |
| 68-52  | 5/16" x 1/8" |
| 68-56  | 5/16" x 3/8" |
| 68-62  | 3/8" x 1/8"  |
| 68-64  | 3/8" x 1/4"  |
| 68-66  | 3/8" x 3/8"  |
| 68-68  | 3/8" x 1/2"  |
| 68-612 | 3/8" x 3/4"  |
| 68-76  | 7/16" x 3/8" |
| 68-84  | 1/2" x 1/4"  |
| 68-86  | 1/2" x 3/8"  |
| 68-88  | 1/2" x 1/2"  |

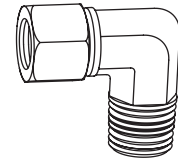


| No.     | O.D. x MIP  |
|---------|-------------|
| 68-812  | 1/2" x 3/4" |
| 68-106  | 5/8" x 3/8" |
| 68-108  | 5/8" x 1/2" |
| 68-1012 | 5/8" x 3/4" |
| 68-128  | 3/4" x 1/2" |
| 68-1212 | 3/4" x 3/4" |
| 68-1412 | 7/8" x 3/4" |

**BRASS MALE ELBOW • 69**

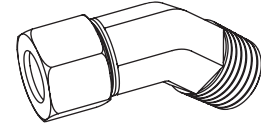
| No.   | O.D. x MIP   |
|-------|--------------|
| 69-22 | 1/8" x 1/8"  |
| 69-32 | 3/16" x 1/8" |
| 69-34 | 3/16" x 1/4" |
| 69-42 | 1/4" x 1/8"  |
| 69-44 | 1/4" x 1/4"  |
| 69-46 | 1/4" x 3/8"  |
| 69-48 | 1/4" x 1/2"  |
| 69-52 | 5/16" x 1/8" |
| 69-54 | 5/16" x 1/4" |
| 69-56 | 5/16" x 3/8" |
| 69-62 | 3/8" x 1/8"  |
| 69-64 | 3/8" x 1/4"  |
| 69-66 | 3/8" x 3/8"  |
| 69-68 | 3/8" x 1/2"  |
| 69-74 | 7/16" x 1/4" |
| 69-76 | 7/16" x 3/8" |

| No.     | O.D. x MIP  |
|---------|-------------|
| 69-84   | 1/2" x 1/4" |
| 69-86   | 1/2" x 3/8" |
| 69-88   | 1/2" x 1/2" |
| 69-812  | 1/2" x 3/4" |
| 69-106  | 5/8" x 3/8" |
| 69-108  | 5/8" x 1/2" |
| 69-1012 | 5/8" x 3/4" |
| 69-128  | 3/4" x 1/2" |
| 69-1212 | 3/4" x 3/4" |
| 69-1214 | 7/8" x 3/4" |



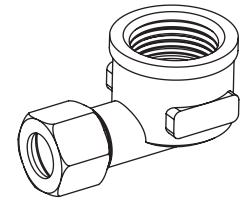
**45° MALE ELBOW • 69-45**

| No.      | O.D. x MIP   |
|----------|--------------|
| 69-45-42 | 1/4" x 1/8"  |
| 69-45-44 | 1/4" x 1/4"  |
| 69-45-52 | 5/16" x 1/8" |
| 69-45-64 | 3/8" x 1/4"  |
| 69-45-86 | 1/2" x 3/8"  |



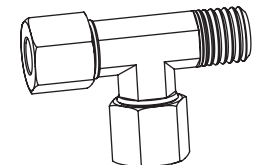
**BRASS FEMALE ELBOW • 70**

| No.    | O.D. x FIP   |
|--------|--------------|
| 70-22  | 1/8" x 1/8"  |
| 70-32  | 3/16" x 1/8" |
| 70-42  | 1/4" x 1/8"  |
| 70-44  | 1/4" x 1/4"  |
| 70-46  | 1/4" x 3/8"  |
| 70-48  | 1/4" x 1/2"  |
| 70-52  | 5/16" x 1/8" |
| 70-54  | 5/16" x 1/4" |
| 70-62  | 3/8" x 1/8"  |
| 70-64  | 3/8" x 1/4"  |
| 70-66  | 3/8" x 3/8"  |
| 70-68  | 3/8" x 1/2"  |
| 70-86  | 1/2" x 3/8"  |
| 70-88  | 1/2" x 1/2"  |
| 70-108 | 5/8" x 1/2"  |



**BRASS 2-WAY MALE RUN TEE • 71**

| No.    | O.D. x FIP   |
|--------|--------------|
| 71-22  | 1/8" x 1/8"  |
| 71-32  | 3/16" x 1/8" |
| 71-42  | 1/4" x 1/8"  |
| 71-44  | 1/4" x 1/4"  |
| 71-52  | 5/16" x 1/8" |
| 71-54  | 5/16" x 1/4" |
| 71-62  | 3/8" x 1/8"  |
| 71-64  | 3/8" x 1/4"  |
| 71-66  | 3/8" x 3/8"  |
| 71-86  | 1/2" x 3/8"  |
| 71-88  | 1/2" x 1/2"  |
| 71-108 | 5/8" x 1/2"  |
| 71-128 | 3/4" x 1/2"  |

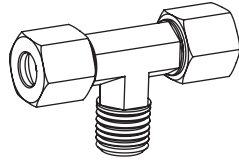


## BRASS COMPRESSION FITTINGS

\*ALSO AVAILABLE IN LEAD FREE

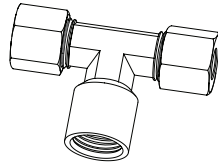
### BRASS 2-WAY MALE BRANCH TEE • 72

| No.    | O.D. x MIP   |
|--------|--------------|
| 72-22  | 1/8" x 1/8"  |
| 72-32  | 3/16" x 1/8" |
| 72-42  | 1/4" x 1/8"  |
| 72-44  | 1/4" x 1/4"  |
| 72-52  | 5/16" x 1/8" |
| 72-54  | 5/16" x 1/4" |
| 72-62  | 3/8" x 1/8"  |
| 72-64  | 3/8" x 1/4"  |
| 72-66  | 3/8" x 3/8"  |
| 72-86  | 1/2" x 3/8"  |
| 72-88  | 1/2" x 1/2"  |
| 72-108 | 5/8" x 1/2"  |



### COMPRESSION BRANCH TEE • 78

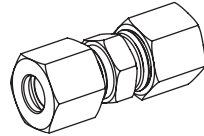
| No.   | O.D. x FIP  |
|-------|-------------|
| 78-62 | 3/8" x 1/8" |
| 78-64 | 3/8" x 1/4" |



## CHROMED BRASS COMPRESSION FITTINGS

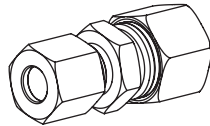
### CHROMED UNION • 62-C

| No.     | O.D. |
|---------|------|
| 62-C-6  | 3/8" |
| 62-C-8  | 1/2" |
| 62-C-10 | 5/8" |



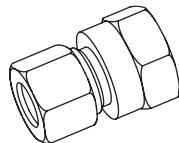
### CHROMED REDUCING UNION • 62-R-C

| No.        | O.D. x O.D. |
|------------|-------------|
| 62-R-C-86  | 1/2" x 3/8" |
| 62-R-C-106 | 5/8" x 3/8" |
| 62-R-C-108 | 5/8" x 1/2" |



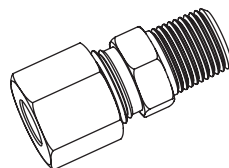
### CHROMED FEMALE CONNECTOR • 66-C

| No.     | O.D. x FIP  |
|---------|-------------|
| 66-C-66 | 3/8" x 3/8" |
| 66-C-68 | 3/8" x 1/2" |



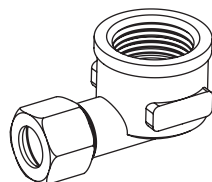
### CHROMED MALE CONNECTOR • 68-C

| No.      | O.D. x MIP  |
|----------|-------------|
| 68-C-66  | 3/8" x 3/8" |
| 68-C-68  | 3/8" x 1/2" |
| 68-C-108 | 5/8" x 1/2" |



### CHROMED FEMALE ELBOW • 70-C

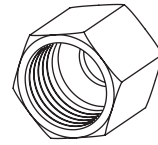
| No.     | O.D. x FIP  |
|---------|-------------|
| 70-C-66 | 3/8" x 3/8" |
| 70-C-68 | 3/8" x 1/2" |



| No.            | O.D. x SWT. NOM.          |
|----------------|---------------------------|
| 70-C-68-SWT    | 3/8" x 1/2"               |
| 70-C-68-SWT-RB | 3/8" x 1/2" (rough brass) |

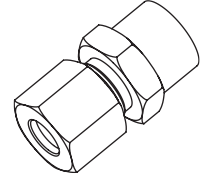
### CHROMED NUT • 61-C

| No.     | O.D. |
|---------|------|
| 61-C-6  | 3/8" |
| 61-C-8  | 1/2" |
| 61-C-10 | 5/8" |



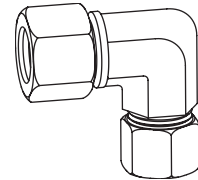
### CHROMED SWEAT ADAPTER • 124

| No.       | O.D. x SWT. NOM.          |
|-----------|---------------------------|
| 124-68    | 3/8" x 1/2"               |
| 124-68-RB | 3/8" x 1/2" (rough brass) |



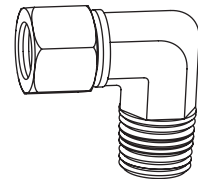
### CHROMED REDUCING UNION ELBOW • 65-R-C

| No.        | O.D. x O.D. |
|------------|-------------|
| 65-R-C-106 | 5/8" x 3/8" |
| 65-R-C-108 | 5/8" x 1/2" |



### CHROMED MALE ELBOW • 69-C

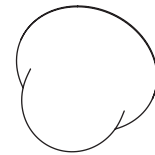
| No.     | O.D. x MIP  |
|---------|-------------|
| 69-C-66 | 3/8" x 3/8" |
| 69-C-68 | 3/8" x 1/2" |
| 69-C-88 | 1/2" x 1/2" |



## BRASS FLARE TUBE FITTINGS

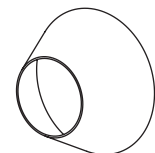
### BRASS SEAT BONNET • B-1

| No.    | O.D.  |
|--------|-------|
| B-1-3  | 3/16" |
| B-1-4  | 1/4"  |
| B-1-5  | 5/16" |
| B-1-6  | 3/8"  |
| B-1-8  | 1/2"  |
| B-1-10 | 5/8"  |
| B-1-12 | 3/4"  |



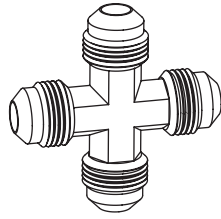
### BRASS COPPER GASKET • B-2

| No.    | O.D.  |
|--------|-------|
| B-2-3  | 3/16" |
| B-2-4  | 1/4"  |
| B-2-5  | 5/16" |
| B-2-6  | 3/8"  |
| B-2-8  | 1/2"  |
| B-2-10 | 5/8"  |
| B-2-12 | 3/4"  |

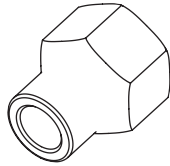


**BRASS CROSS • C-1**

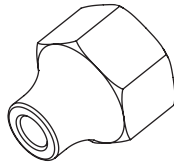
| No.   | O.D.  |
|-------|-------|
| C-1-5 | 5/16" |
| C-1-6 | 3/8"  |
| C-1-8 | 1/2"  |

**BRASS LONG FORGED NUT • N-4**

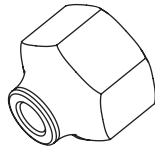
| No.    | O.D.  |
|--------|-------|
| N-4-3  | 3/16" |
| N-4-4  | 1/4"  |
| N-4-6  | 3/8"  |
| N-4-8  | 1/2"  |
| N-4-10 | 5/8"  |
| N-4-12 | 3/4"  |

**BRASS LONG FORGED REDUCING NUT • LFRN**

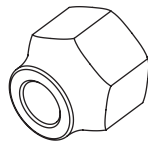
| No.       | O.D. x O.D.  |
|-----------|--------------|
| LFRN-43   | 1/4" x 3/16" |
| LFRN-64   | 3/8" x 1/4"  |
| LFRN-86   | 1/2" x 3/8"  |
| LFRN-128  | 3/4" x 1/2"  |
| LFRN-1210 | 3/4" x 5/8"  |

**BRASS SHORT FORGED REDUCING NUT • SFRN**

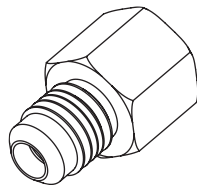
| No.        | O.D. x O.D. |
|------------|-------------|
| SFRN-4-64  | 3/8" x 1/4" |
| SFRN-4-86  | 1/2" x 3/8" |
| SFRN-4-108 | 5/8" x 1/2" |

**BRASS SHORT FORGED NUT • NS-4**

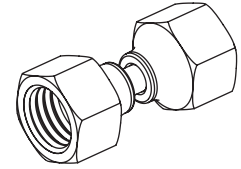
| No.     | O.D.  |
|---------|-------|
| NS-4-3  | 3/16" |
| NS-4-4  | 1/4"  |
| NS-4-5  | 5/16" |
| NS-4-6  | 3/8"  |
| NS-4-8  | 1/2"  |
| NS-4-10 | 5/8"  |
| NS-4-12 | 3/4"  |

**BRASS FEMALE MALE REDUCING ADAPTER • FMRA**

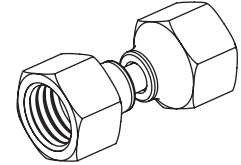
| No.       | O.D.        |
|-----------|-------------|
| FMRA-46   | 1/4" x 3/8" |
| FMRA-64   | 3/8" x 1/4" |
| FMRA-68   | 3/8" x 1/2" |
| FMRA-84   | 1/2" x 1/4" |
| FMRA-86   | 1/2" x 3/8" |
| FMRA-810  | 1/2" x 5/8" |
| FMRA-108  | 5/8" x 1/2" |
| FMRA-1010 | 5/8" x 5/8" |
| FMRA-1012 | 5/8" x 3/4" |
| FMRA-1210 | 3/4" x 5/8" |

**BRASS SWIVEL NUT UNION • SNU-4**

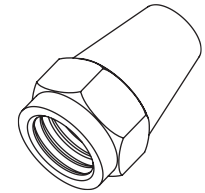
| No.      | O.D.  |
|----------|-------|
| SNU-4-4  | 1/4"  |
| SNU-4-5  | 5/16" |
| SNU-4-6  | 3/8"  |
| SNU-4-8  | 1/2"  |
| SNU-4-10 | 5/8"  |
| SNU-4-12 | 3/4"  |

**BRASS REDUCING SWIVEL NUT UNION • RSNU-4**

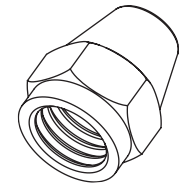
| No.        | O.D. x O.D. |
|------------|-------------|
| RSNU-4-64  | 3/8" x 1/4" |
| RSNU-4-86  | 1/2" x 3/8" |
| RSNU-4-108 | 5/8" x 1/2" |

**BRASS LONG NUT • 41-L**

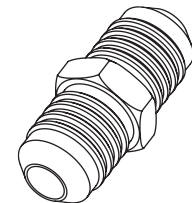
| No.     | O.D.  |
|---------|-------|
| 41-L-2  | 1/8"  |
| 41-L-3  | 3/16" |
| 41-L-4  | 1/4"  |
| 41-L-5  | 5/16" |
| 41-L-6  | 3/8"  |
| 41-L-8  | 1/2"  |
| 41-L-10 | 5/8"  |
| 41-L-12 | 3/4"  |

**BRASS SHORT NUT • 41-S**


| No.     | O.D.  |
|---------|-------|
| 41-S-2  | 1/8"  |
| 41-S-3  | 3/16" |
| 41-S-4* | 1/4"  |
| 41-S-5  | 5/16" |
| 41-S-6  | 3/8"  |
| 41-S-8  | 1/2"  |
| 41-S-10 | 5/8"  |
| 41-S-12 | 3/4"  |
| 41-S-14 | 7/8"  |

**BRASS UNION • 42**

| No.   | O.D.  |
|-------|-------|
| 42-2  | 1/8"  |
| 42-3  | 3/16" |
| 42-4  | 1/4"  |
| 42-5  | 5/16" |
| 42-6  | 3/8"  |
| 42-8  | 1/2"  |
| 42-10 | 5/8"  |
| 42-12 | 3/4"  |
| 42-14 | 7/8"  |

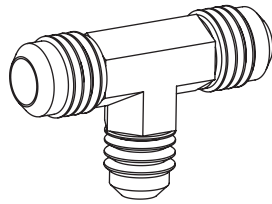
**BRASS REDUCING UNION • 42-R**

| No.      | O.D. x O.D.  |
|----------|--------------|
| 42-R-54  | 5/16" x 1/4" |
| 42-R-64  | 3/8" x 1/4"  |
| 42-R-65  | 3/8" x 5/16" |
| 42-R-84  | 1/2" x 1/4"  |
| 42-R-86  | 1/2" x 3/8"  |
| 42-R-106 | 5/8" x 3/8"  |
| 42-R-108 | 5/8" x 1/2"  |



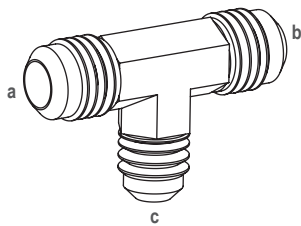
**BRASS TEE • 44**

| No.   | O.D.  |
|-------|-------|
| 44-2  | 1/8"  |
| 44-3  | 3/16" |
| 44-4  | 1/4"  |
| 44-5  | 4/16" |
| 44-6  | 3/8"  |
| 44-4  | 1/2"  |
| 44-10 | 5/8"  |
| 44-12 | 3/4"  |
| 44-14 | 7/8"  |



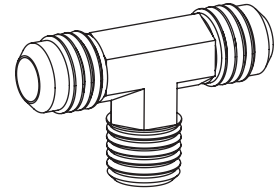
**BRASS REDUCING TEE • 44-R**

| No.         | O.D. (a x b x c)     |
|-------------|----------------------|
| 44-R-446    | 1/4" x 1/4" x 3/8"   |
| 44-R-464    | 1/4" x 3/8" x 1/4"   |
| 44-R-466    | 1/4" x 3/8" x 3/8"   |
| 44-R-488    | 1/4" x 1/2" x 1/2"   |
| 44-R-554    | 5/16" x 5/16" x 1/4" |
| 44-R-644    | 3/8" x 1/4" x 1/4"   |
| 44-R-646    | 3/8" x 1/4" x 3/8"   |
| 44-R-664    | 3/8" x 3/8" x 1/4"   |
| 44-R-668    | 3/8" x 3/8" x 1/2"   |
| 44-R-6610   | 3/8" x 3/8" x 5/8"   |
| 44-R-686    | 3/8" x 1/2" x 3/8"   |
| 44-R-688    | 3/8" x 1/2" x 1/2"   |
| 44-R-6106   | 3/8" x 5/8" x 3/8"   |
| 44-R-61010  | 3/8" x 5/8" x 5/8"   |
| 44-R-848    | 1/2" x 1/4" x 1/2"   |
| 44-R-864    | 1/2" x 3/8" x 1/4"   |
| 44-R-866    | 1/2" x 3/8" x 3/8"   |
| 44-R-868    | 1/2" x 3/8" x 1/2"   |
| 44-R-884    | 1/2" x 1/2" x 1/4"   |
| 44-R-886    | 1/2" x 1/2" x 3/8"   |
| 44-R-8810   | 1/2" x 1/2" x 5/8"   |
| 44-R-8812   | 1/2" x 1/2" x 3/4"   |
| 44-R-8108   | 1/2" x 5/8" x 1/2"   |
| 44-R-81010  | 1/2" x 5/8" x 5/8"   |
| 44-R-8128   | 1/2" x 3/4" x 1/2"   |
| 44-R-81212  | 1/2" x 3/4" x 3/4"   |
| 44-R-1066   | 5/8" x 3/8" x 3/8"   |
| 44-R-10610  | 5/8" x 3/8" x 5/8"   |
| 44-R-1086   | 5/8" x 1/2" x 3/8"   |
| 44-R-1088   | 5/8" x 1/2" x 1/2"   |
| 44-R-10810  | 5/8" x 1/2" x 5/8"   |
| 44-R-10106  | 5/8" x 5/8" x 3/8"   |
| 44-R-10108  | 5/8" x 5/8" x 1/2"   |
| 44-R-101012 | 5/8" x 5/8" x 3/4"   |
| 44-R-101210 | 5/8" x 3/4" x 5/8"   |
| 44-R-1288   | 3/4" x 1/2" x 1/2"   |
| 44-R-12812  | 3/4" x 1/2" x 3/4"   |
| 44-R-121010 | 3/4" x 5/8" x 5/8"   |
| 44-R-12126  | 3/4" x 3/4" x 3/8"   |
| 44-R-12128  | 3/4" x 3/4" x 1/2"   |
| 44-R-121210 | 3/4" x 3/4" x 5/8"   |



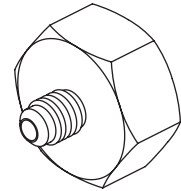
**BRASS 2-WAY MALE BRANCH TEE • 45**

| No.     | O.D. x MIP   |
|---------|--------------|
| 45-22   | 1/8" x 1/8"  |
| 45-32   | 3/16" x 1/8" |
| 45-42   | 1/4" x 1/8"  |
| 45-44   | 1/4" x 1/4"  |
| 45-52   | 5/16" x 1/8" |
| 45-54   | 5/16" x 1/4" |
| 45-62   | 3/8" x 1/8"  |
| 45-64   | 3/8" x 1/4"  |
| 45-66   | 3/8" x 3/8"  |
| 45-68   | 3/8" x 1/2"  |
| 45-84   | 1/2" x 1/4"  |
| 45-86   | 1/2" x 3/8"  |
| 45-88   | 1/2" x 1/2"  |
| 45-106  | 5/8" x 3/8"  |
| 45-108  | 5/8" x 1/2"  |
| 45-1012 | 5/8" x 3/4"  |
| 45-128  | 3/4" x 1/2"  |
| 45-1212 | 3/4" x 3/4"  |



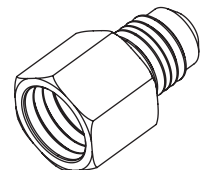
**CYLINDER ADAPTER W/ FEM IPS THREAD • K-1**

| No.   | O.D. x IPS  |
|-------|-------------|
| K-1-0 | 1/4" x 1/2" |
| K-1-1 | 1/4" x 3/4" |
| K-1-2 | 3/8" x 1/2" |
| K-1-3 | 3/8" x 3/4" |
| K-1-4 | 1/2" x 1/2" |



**BRASS FEMALE CONNECTOR • 46**

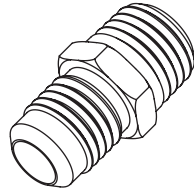
| No.     | O.D. x FIP   |
|---------|--------------|
| 46-22   | 1/8" x 1/8"  |
| 46-32   | 3/16" x 1/8" |
| 46-42   | 1/4" x 1/8"  |
| 46-44   | 1/4" x 1/4"  |
| 46-46   | 1/4" x 3/8"  |
| 46-48   | 1/4" x 1/2"  |
| 46-52   | 5/16" x 1/8" |
| 46-54   | 5/16" x 1/4" |
| 46-62   | 3/8" x 1/8"  |
| 46-64   | 3/8" x 1/4"  |
| 46-66   | 3/8" x 3/8"  |
| 46-68   | 3/8" x 1/2"  |
| 46-612  | 3/8" x 3/4"  |
| 46-84   | 1/2" x 1/4"  |
| 46-86   | 1/2" x 3/8"  |
| 46-88   | 1/2" x 1/2"  |
| 46-812  | 1/2" x 3/4"  |
| 46-106  | 5/8" x 3/8"  |
| 46-108  | 5/8" x 1/2"  |
| 46-1012 | 5/8" x 3/4"  |
| 46-128  | 3/4" x 1/2"  |
| 46-1212 | 3/4" x 3/4"  |
| 46-1412 | 7/8" x 3/4"  |



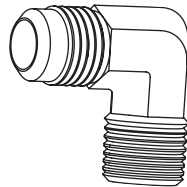


**BRASS MALE CONNECTOR • 48**

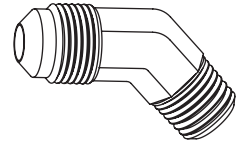
| No.     | O.D. x MIP   |
|---------|--------------|
| 48-22   | 1/8" x 1/8"  |
| 48-32   | 3/16" x 1/8" |
| 48-42   | 1/4" x 1/8"  |
| 48-44   | 1/4" x 1/4"  |
| 48-46   | 1/4" x 3/8"  |
| 48-48   | 1/4" x 1/2"  |
| 48-52   | 5/16" x 1/8" |
| 48-54   | 5/16" x 1/4" |
| 48-56   | 5/16" x 3/8" |
| 48-62   | 3/8" x 1/8"  |
| 48-64*  | 3/8" x 1/4"  |
| 48-66*  | 3/8" x 3/8"  |
| 48-68   | 3/8" x 1/2"  |
| 48-612  | 3/8" x 3/4"  |
| 48-84   | 1/2" x 1/4"  |
| 48-86   | 1/2" x 3/8"  |
| 48-88*  | 1/2" x 1/2"  |
| 48-812  | 1/2" x 3/4"  |
| 48-106  | 5/8" x 3/8"  |
| 48-108  | 5/8" x 1/2"  |
| 48-1012 | 5/8" x 3/4"  |
| 48-128  | 3/4" x 1/2"  |
| 48-1212 | 3/4" x 3/4"  |
| 48-1412 | 7/8" x 3/4"  |

**BRASS MALE ELBOW • 49**

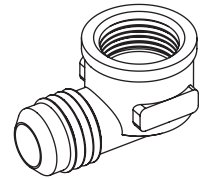
| No.     | O.D. x MIP   |
|---------|--------------|
| 49-22   | 1/8" x 1/8"  |
| 49-32   | 3/16" x 1/8" |
| 49-34   | 3/16" x 1/4" |
| 49-42   | 1/4" x 1/8"  |
| 49-44*  | 1/4" x 1/4"  |
| 49-46*  | 1/4" x 3/8"  |
| 49-48   | 1/4" x 1/2"  |
| 49-52   | 5/16" x 1/8" |
| 49-54   | 5/16" x 1/4" |
| 49-56   | 5/16" x 3/8" |
| 49-62   | 3/8" x 1/8"  |
| 49-64   | 3/8" x 1/4"  |
| 49-66   | 3/8" x 3/8"  |
| 49-68   | 3/8" x 1/2"  |
| 49-612  | 3/8" x 3/4"  |
| 49-84   | 1/2" x 1/4"  |
| 49-86   | 1/2" x 3/8"  |
| 49-88   | 1/2" x 1/2"  |
| 49-812  | 1/2" x 3/4"  |
| 49-106  | 5/8" x 3/8"  |
| 49-108  | 5/8" x 1/2"  |
| 49-1012 | 5/8" x 3/4"  |
| 49-128  | 3/4" x 1/2"  |
| 49-1212 | 3/4" x 3/4"  |
| 49-1412 | 7/8" x 3/4"  |

**BRASS 45° MALE ELBOW • 49-45**

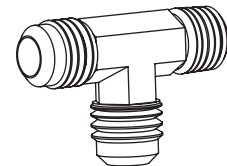
| No.       | O.D. x MIP   |
|-----------|--------------|
| 49-45-42  | 1/4" x 1/8"  |
| 49-45-44  | 1/4" x 1/4"  |
| 49-45-46  | 1/4" x 3/8"  |
| 49-45-52  | 5/16" x 1/8" |
| 49-45-54  | 5/16" x 1/4" |
| 49-45-64  | 3/8" x 1/4"  |
| 49-45-66  | 3/8" x 3/8"  |
| 49-45-68  | 3/8" x 1/2"  |
| 49-45-86  | 1/2" x 3/8"  |
| 49-45-88  | 1/2" x 1/2"  |
| 49-45-108 | 5/8" x 1/2"  |

**BRASS FEMALE ELBOW • 50**

| No.     | O.D. x FIP   |
|---------|--------------|
| 50-32   | 3/16" x 1/8" |
| 50-42   | 1/4" x 1/8"  |
| 50-44   | 1/4" x 1/4"  |
| 50-52   | 5/16" x 1/8" |
| 50-54   | 5/16" x 1/4" |
| 50-62   | 3/8" x 1/8"  |
| 50-64   | 3/8" x 1/4"  |
| 50-66   | 3/8" x 3/8"  |
| 50-68   | 3/8" x 1/2"  |
| 50-612  | 3/8" x 3/4"  |
| 50-84   | 1/2" x 1/4"  |
| 50-86   | 1/2" x 3/8"  |
| 50-88   | 1/2" x 1/2"  |
| 50-812  | 1/2" x 3/4"  |
| 50-106  | 5/8" x 3/8"  |
| 50-108  | 5/8" x 1/2"  |
| 50-1012 | 5/8" x 3/4"  |

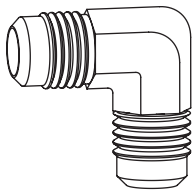
**BRASS 2-WAY MALE RUN TEE • 51**

| No.     | O.D. x MIP   |
|---------|--------------|
| 51-32   | 3/16" x 1/8" |
| 51-42   | 1/4" x 1/8"  |
| 51-44   | 1/4" x 1/4"  |
| 51-62   | 3/8" x 1/8"  |
| 51-64   | 3/8" x 1/4"  |
| 51-66   | 3/8" x 3/8"  |
| 51-68   | 3/8" x 1/2"  |
| 51-86   | 1/2" x 3/8"  |
| 51-88   | 1/2" x 1/2"  |
| 51-108  | 5/8" x 1/2"  |
| 51-1212 | 3/4" x 3/4"  |



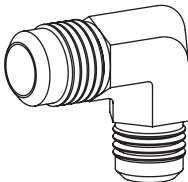
**BRASS UNION ELBOW • 55**

| No.   | O.D.  |
|-------|-------|
| 55-2  | 1/8"  |
| 55-3  | 3/16" |
| 55-4  | 1/4"  |
| 55-5  | 5/16" |
| 55-6  | 3/8"  |
| 55-8  | 1/2"  |
| 55-10 | 5/8"  |
| 55-12 | 3/4"  |
| 55-14 | 7/8"  |



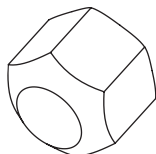
**BRASS REDUCING UNION ELBOW • 55-R**

| No.       | O.D. x O.D. |
|-----------|-------------|
| 55-R-64   | 3/8" x 1/4" |
| 55-R-86   | 1/2" x 3/8" |
| 55-R-106  | 5/8" x 3/8" |
| 55-R-108  | 5/8" x 1/2" |
| 55-R-128  | 3/4" x 1/2" |
| 55-R-1210 | 3/4" x 5/8" |



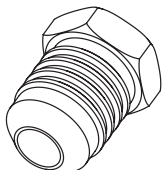
**BRASS FLARE CAP • 56**

| No.   | O.D.  |
|-------|-------|
| 56-3  | 3/16" |
| 56-4  | 1/4"  |
| 56-5  | 5/16" |
| 56-6  | 3/8"  |
| 56-8  | 1/2"  |
| 56-10 | 5/8"  |
| 56-12 | 3/4"  |



**BRASS FLARE PLUG • 57**

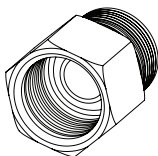
| No.   | O.D.  |
|-------|-------|
| 57-4  | 1/4"  |
| 57-5  | 5/16" |
| 57-6  | 3/8"  |
| 57-8  | 1/2"  |
| 57-10 | 5/8"  |



**BRASS INVERTED FLARE TUBE FITTINGS**

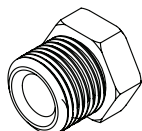
**BRASS INVERTED FLARE CONNECTOR • 200**

| No.    | O.D. x MIP   |
|--------|--------------|
| 200-32 | 3/16" x 1/8" |
| 200-42 | 1/4" x 1/8"  |
| 200-44 | 1/4" x 1/4"  |
| 200-52 | 5/16" x 1/8" |
| 200-54 | 5/16" x 1/4" |
| 200-64 | 3/8" x 1/4"  |



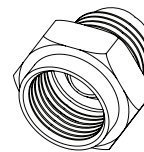
**BRASS INVERTED FLARE NUT • 105-IFN**

| No.       | FIP                  |
|-----------|----------------------|
| 105-3-IFN | 3/16"                |
| 105-4-IFN | 1/4"                 |
| 105-5-IFN | 5/16"                |
| 105-6-IFN | 3/8"                 |
| 105-6-NI  | 3/8" (nickel plated) |



**BRASS INVERTED FLARE ADAPTER • 210**

| No.    | FIP x MIP     | No.    | FIP x MIP    |
|--------|---------------|--------|--------------|
| 210-32 | 3/16" x 1/8"  | 210-56 | 6/16" x 3/8" |
| 210-34 | 3/16" x 1/4"  | 210-64 | 3/8" x 1/4"  |
| 210-35 | 3/16" x 5/16" | 210-65 | 3/8" x 5/16" |
| 210-42 | 1/4" x 1/8"   |        |              |
| 210-43 | 1/4" x 3/16"  |        |              |
| 210-44 | 1/4" x 1/4"   |        |              |
| 210-45 | 1/4" x 5/16"  |        |              |
| 210-52 | 5/16" x 1/8"  |        |              |
| 210-54 | 5/16" x 1/4"  |        |              |

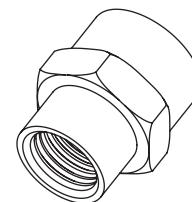


**BRASS PIPE FITTINGS**

\*ALSO AVAILABLE IN LEAD FREE

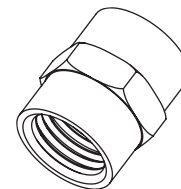
**BRASS REDUCING COUPLING • 98-R**

| No.      | FIP x FIP   |
|----------|-------------|
| 98-R-42  | 1/4" x 1/8" |
| 98-R-62  | 3/8" x 1/8" |
| 98-R-64  | 3/8" x 1/4" |
| 98-R-84  | 1/2" x 1/4" |
| 98-R-86  | 1/2" x 3/8" |
| 98-R-124 | 3/4" x 1/4" |
| 98-R-126 | 3/4" x 3/8" |
| 98-R-128 | 3/4" x 1/2" |



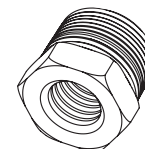
**BRASS COUPLING • 99**

| No.   | FIP  |
|-------|------|
| 99-2  | 1/8" |
| 99-4  | 1/4" |
| 99-6  | 3/8" |
| 99-8  | 1/2" |
| 99-12 | 3/4" |




**BRASS HEX BUSHING • 100**

| No.      | MIP x FIP   |
|----------|-------------|
| 100-42   | 1/4" x 1/8" |
| 100-62   | 3/8" x 1/8" |
| 100-64   | 3/8" x 1/4" |
| 100-82   | 1/2" x 1/8" |
| 100-84   | 1/2" x 1/4" |
| 100-86   | 1/2" x 3/8" |
| 100-122  | 3/4" x 1/8" |
| 100-124  | 3/4" x 1/4" |
| 100-126  | 3/4" x 3/8" |
| 100-128  | 3/4" x 1/2" |
| 100-164  | 1" x 1/4"   |
| 100-166  | 1" x 3/8"   |
| 100-168  | 1" x 1/2"   |
| 100-1612 | 1" x 3/4"   |



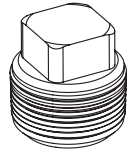
**BRASS FACE BUSHING • 100-F**

| No.        | MIP x FIP   |
|------------|-------------|
| 100-F-42   | 1/4" x 1/8" |
| 100-F-64   | 3/8" x 1/4" |
| 100-F-84   | 1/2" x 1/4" |
| 100-F-86   | 1/2" x 3/8" |
| 100-F-128  | 3/4" x 1/2" |
| 100-F-1612 | 1" x 3/4"   |



**BRASS SQUARE HEAD PLUG • 101**

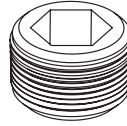
| No.     | MIP               |
|---------|-------------------|
| 101-S-2 | 1/8" (solid only) |
| 101-4*  | 1/4"              |
| 101-6   | 3/8"              |
| 101-8   | 1/2"              |
| 101-12  | 3/4"              |
| 101-16  | 1"                |



solid plug available

**BRASS COUNTERSUNK HEAD PLUG • 101-CS**

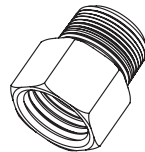
| No.       | MIP  |
|-----------|------|
| 101-CS-2  | 1/8" |
| 101-CS-4  | 1/4" |
| 101-CS-6  | 3/8" |
| 101-CS-8  | 1/2" |
| 101-CS-12 | 3/4" |

**BRASS SLOTTED PLUG • 101-SL**

| No.      | MIP  |
|----------|------|
| 101-SL-2 | 1/8" |
| 101-SL-4 | 1/4" |
| 101-SL-6 | 3/8" |

**BRASS FEMALE x MALE ADAPTER • 102**

| No.     | FIP x MIP   |
|---------|-------------|
| 102-22  | 1/8" x 1/8" |
| 102-42  | 1/4" x 1/8" |
| 102-44  | 1/4" x 1/4" |
| 102-64  | 3/8" x 1/4" |
| 102-66  | 3/8" x 3/8" |
| 102-84  | 1/2" x 1/4" |
| 102-86  | 1/2" x 3/8" |
| 102-88  | 1/2" x 1/2" |
| 102-128 | 3/4" x 1/2" |

**BRASS HEX HEAD PLUG • 103**

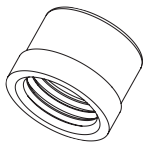
| No.    | MIP  |
|--------|------|
| 103-2  | 1/8" |
| 103-4  | 1/4" |
| 103-6  | 3/8" |
| 103-8  | 1/2" |
| 103-12 | 3/4" |
| 103-16 | 1"   |



solid plug available

**BRASS CAP • 104**

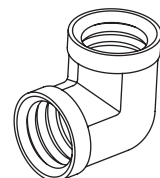
| No.    | FIP  |
|--------|------|
| 104-2  | 1/8" |
| 104-4  | 1/4" |
| 104-6  | 3/8" |
| 104-8  | 1/2" |
| 104-12 | 3/4" |
| 104-16 | 1"   |

**BRASS LOCKNUT • 105**

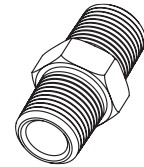
| No.    | FIP  |
|--------|------|
| 105-2  | 1/8" |
| 105-4  | 1/4" |
| 105-6  | 3/8" |
| 105-8  | 1/2" |
| 105-12 | 3/4" |

**BRASS ELBOW • 309**


| No.    | FIP  |
|--------|------|
| 309-2  | 1/8" |
| 309-4  | 1/4" |
| 309-6  | 3/8" |
| 309-8  | 1/2" |
| 309-12 | 3/4" |

**BRASS HEX NIPPLE • 306**

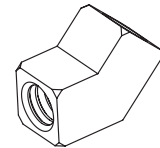
| No.     | MIP       |
|---------|-----------|
| 306-2   | 1/8"      |
| 306-4   | 1/4"      |
| 306-4-L | 1/4" long |
| 306-6   | 3/8"      |
| 306-8   | 1/2"      |
| 306-12  | 3/4"      |
| 306-16  | 1"        |

**BRASS HEX REDUCING NIPPLE • 306-R**

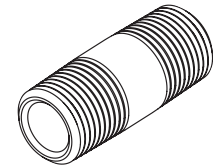
| No.       | MIP x MIP   |
|-----------|-------------|
| 306-R-42  | 1/4" x 1/8" |
| 306-R-62  | 3/8" x 1/8" |
| 306-R-64  | 3/8" x 1/4" |
| 306-R-84  | 1/2" x 1/4" |
| 306-R-86  | 1/2" x 3/8" |
| 306-R-126 | 3/4" x 3/8" |
| 306-R-128 | 3/4" x 1/2" |

**BRASS 45° FEMALE ELBOW • 309-45**

| No.      | FIP  |
|----------|------|
| 309-45-2 | 1/8" |
| 309-45-4 | 1/4" |

**RED BRASS NIPPLE • 106-R**

| No.            | MIP x length  | No.            | MIP x length  |
|----------------|---------------|----------------|---------------|
| 106-R-CLOSE-2  | 1/8" x 3/4"   | 106-R-1240     | 3/4" x 2-1/2" |
| 106-R-CLOSE-4  | 1/4" x 7/8"   | 106-R-1248     | 3/4" x 3"     |
| 106-R-CLOSE-6  | 3/8" x close  | 106-R-1256     | 3/4" x 3-1/2" |
| 106-R-CLOSE-8  | 1/2" x close  | 106-R-1264     | 3/4" x 4"     |
| 106-R-824      | 1/2" x 1-1/2" | 106-R-1272     | 3/4" x 4-1/2" |
| 106-R-832      | 1/2" x 2"     | 106-R-1280     | 3/4" x 5"     |
| 106-R-840      | 1/2" x 2-1/2" | 106-R-1288     | 3/4" x 5-1/2" |
| 106-R-848      | 1/2" x 3"     | 106-R-1296     | 3/4" x 6"     |
| 106-R-856      | 1/2" x 3-1/2" | 106-R-CLOSE-16 | 1" x close    |
| 106-R-864      | 1/2" x 4"     | 160-R-1632     | 1" x 2"       |
| 106-R-872      | 1/2" x 4-1/2" |                |               |
| 106-R-880      | 1/2" x 5"     |                |               |
| 106-R-888      | 1/2" x 5-1/2" |                |               |
| 106-R-896      | 1/2" x 6"     |                |               |
| 106-R-CLOSE-12 | 3/4" x close  |                |               |
| 106-R-1224     | 3/4" x 1-1/2" |                |               |
| 106-R-1232     | 3/4" x 2"     |                |               |

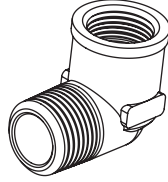
**YELLOW BRASS NIPPLE • 106**

| No.         | MIP x length  | No.         | MIP x length  |
|-------------|---------------|-------------|---------------|
| 106-CLOSE-2 | 1/8" x 3/4"   | 106-480     | 1/4" x 5"     |
| 106-224     | 1/8" x 1-1/2" | 106-488     | 1/4" x 5-1/2" |
| 106-232     | 1/8" x 2"     | 106-496     | 1/4" x 6"     |
| 106-240     | 1/8" x 2-1/2" | 106-CLOSE-6 | 3/8" x 1"     |
| 106-248     | 1/8" x 3"     | 106-624     | 3/8" x 1-1/2" |
| 106-256     | 1/8" x 3-1/2" | 106-632     | 3/8" x 2"     |
| 106-264     | 1/8" x 4"     | 106-640     | 3/8" x 2-1/2" |
| 106-272     | 1/8" x 4-1/2" | 106-648     | 3/8" x 3"     |
| 106-280     | 1/8" x 5"     | 106-656     | 3/8" x 3-1/2" |
| 106-288     | 1/8" x 5-1/2" | 106-664     | 3/8" x 4"     |
| 106-296     | 1/8" x 6"     | 106-672     | 3/8" x 4-1/2" |
| 106-CLOSE-4 | 1/4" x 7/8"   | 106-680     | 3/8" x 5"     |
| 106-424     | 1/4" x 1-1/2" | 106-688     | 3/8" x 5-1/2" |
| 106-432     | 1/4" x 2"     | 106-696     | 3/8" x 6"     |
| 106-440     | 1/4" x 2-1/2" | 106-CLOSE-8 | 1/2" x 1-1/8" |
| 106-448     | 1/4" x 3"     | 106-824     | 1/2" x 1-1/2" |
| 106-456     | 1/4" x 3-1/2" | 106-832     | 1/2" x 2"     |
| 106-464     | 1/4" x 4"     | 106-840     | 1/2" x 2-1/2" |
| 106-472     | 1/4" x 4-1/2" | 106-848     | 1/2" x 3"     |

\*ALSO AVAILABLE IN LEAD FREE

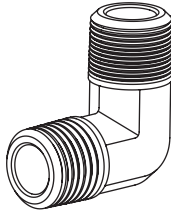
**BRASS STREET ELBOW • 310**

| No.    | MIP x FIP   |
|--------|-------------|
| 310-2  | 1/8" x 1/8" |
| 310-4  | 1/4" x 1/4" |
| 310-6  | 3/8" x 3/8" |
| 310-8  | 1/2" x 1/2" |
| 310-12 | 3/4" x 3/4" |



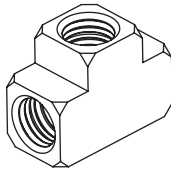
**BRASS DOUBLE MALE ELBOW • 310-M**

| No.      | MIP         |
|----------|-------------|
| 310-M-2  | 1/8"        |
| 310-M-4  | 1/4"        |
| 310-M-6  | 3/8"        |
| 310-M-8  | 1/2"        |
| 310-M-42 | 1/4" x 1/8" |
| 310-M-64 | 3/8" x 1/4" |
| 310-M-86 | 1/2" x 3/8" |



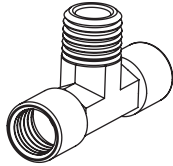
**BRASS TEE • 311**

| No.    | FIP  |
|--------|------|
| 311-2  | 1/8" |
| 311-4  | 1/4" |
| 311-6  | 3/8" |
| 311-8  | 1/2" |
| 311-12 | 3/4" |



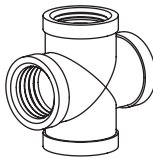
**BRASS MALE BRANCH TEE • 312**

| No.   | MIP x FIP   |
|-------|-------------|
| 311-2 | 1/8" x 1/8" |
| 311-4 | 1/4" x 1/4" |
| 311-6 | 3/8" x 3/8" |
| 311-8 | 1/2" x 1/2" |



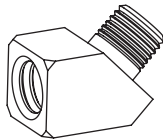
**BRASS CROSS • 314**

| No.   | FIP  |
|-------|------|
| 314-2 | 1/8" |
| 314-4 | 1/4" |
| 314-6 | 3/8" |
| 314-8 | 1/2" |



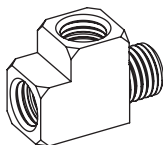
**BRASS 45° STREET ELBOW • 315**

| No.   | FIP  |
|-------|------|
| 315-2 | 1/8" |
| 315-4 | 1/4" |
| 315-6 | 3/8" |
| 315-8 | 1/2" |



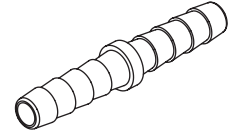
**BRASS STREET TEE • 316**

| No.   | MIP x FIP   |
|-------|-------------|
| 316-2 | 1/8" x 1/8" |
| 316-4 | 1/4" x 1/4" |
| 316-6 | 3/8" x 3/8" |



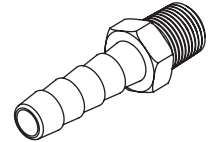
**BRASS SPLICER • 201**

| No.    | Hose I.D.   |
|--------|-------------|
| 201-4  | 1/4"        |
| 201-5  | 5/16"       |
| 201-6  | 3/8"        |
| 201-8  | 1/2"        |
| 201-12 | 3/4" x 3/4" |



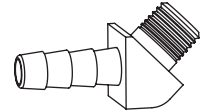
**BRASS MALE BARB • 202**

| No.     | Hose I.D. x MIP | No.      | Hose I.D. x MIP |
|---------|-----------------|----------|-----------------|
| 202-22  | 1/8" x 1/8"     | 202-812  | 1/2" x 3/4"     |
| 202-32  | 3/16" x 1/8"    | 202-106  | 5/8" x 3/8"     |
| 202-34  | 3/16" x 1/4"    | 202-108  | 5/8" x 1/2"     |
| 202-42  | 1/4" x 1/8"     | 202-1012 | 5/8" x 3/4"     |
| 202-44  | 1/4" x 1/4"     | 202-126  | 3/4" x 3/8"     |
| 202-46  | 1/4" x 3/8"     | 202-128  | 3/4" x 1/2"     |
| 202-48  | 1/4" x 1/2"     | 202-1212 | 3/4" x 3/4"     |
| 202-52  | 5/16" x 1/8"    | 202-1612 | 1" x 3/4"       |
| 202-54  | 5/16" x 1/4"    | 202-1616 | 1" x 1"         |
| 202-56  | 5/16" x 3/8"    |          |                 |
| 202-62  | 3/8" x 1/8"     |          |                 |
| 202-64  | 3/8" x 1/4"     |          |                 |
| 202-66  | 3/8" x 3/8"     |          |                 |
| 202-612 | 3/8" x 3/4"     |          |                 |
| 202-68  | 3/8" x 1/2"     |          |                 |
| 202-84  | 1/2" x 1/4"     |          |                 |
| 202-86  | 1/2" x 3/8"     |          |                 |
| 202-88  | 1/2" x 1/2"     |          |                 |



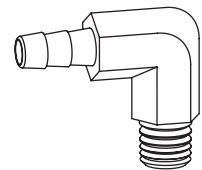
**BRASS 45° ELBOW BARB • 202-45**

| No.        | Hose I.D. x MIP |
|------------|-----------------|
| 202-45-42  | 1/4" x 1/8"     |
| 202-45-62  | 3/8" x 1/8"     |
| 202-45-64  | 3/8" x 1/4"     |
| 202-45-66  | 3/8" x 3/8"     |
| 202-45-84  | 1/2" x 1/4"     |
| 202-45-106 | 5/8" x 3/8"     |



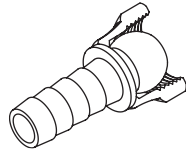
**BRASS 90° ELBOW BARB • 202-90**

| No.        | Hose I.D. x MIP |
|------------|-----------------|
| 202-90-42  | 1/4" x 1/8"     |
| 202-90-44  | 1/4" x 1/4"     |
| 202-90-46* | 1/4" x 3/8"     |
| 202-90-52  | 5/16" x 1/8"    |
| 202-90-54  | 5/16" x 1/4"    |
| 202-90-56  | 5/16" x 3/8"    |
| 202-90-62  | 3/8" x 1/8"     |
| 202-90-64  | 3/8" x 1/4"     |
| 202-90-66  | 3/8" x 3/8"     |
| 202-90-68  | 3/8" x 1/2"     |
| 202-90-86  | 1/2" x 3/8"     |
| 202-90-84  | 1/2" x 1/4"     |
| 202-90-106 | 5/8" x 3/8"     |
| 202-90-108 | 5/8" x 1/2"     |



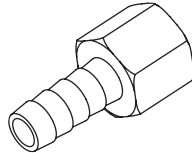
## BRASS FEMALE BARB SWIVEL BALL SEAT • 203

| No.    | Hose I.D. x FIP |
|--------|-----------------|
| 203-44 | 1/4" x 1/4"     |
| 203-54 | 5/16" x 1/4"    |
| 203-64 | 3/8" x 1/4"     |
| 203-66 | 3/8" x 3/8"     |
| 203-88 | 1/2" x 1/2"     |



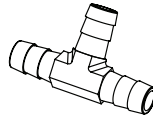
## BRASS FEMALE BARB SOLID • 204

| No.    | Hose I.D. x FIP |
|--------|-----------------|
| 204-42 | 1/4" x 1/8"     |
| 204-44 | 1/4" x 1/4"     |
| 204-46 | 1/4" x 3/8"     |
| 204-52 | 5/16" x 1/8"    |
| 204-54 | 5/16" x 1/4"    |
| 204-62 | 3/8" x 1/8"     |
| 204-64 | 3/8" x 1/4"     |
| 204-66 | 3/8" x 3/8"     |
| 204-68 | 3/8" x 1/2"     |
| 204-84 | 1/2" x 1/4"     |
| 204-86 | 1/2" x 3/8"     |
| 204-88 | 1/2" x 1/2"     |



## BRASS FEMALE BARB SOLID • 204

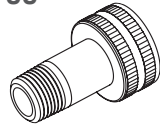
| No.        | Hose I.D. |
|------------|-----------|
| 205-444-LF | 1/4"      |
| 205-555-LF | 5/16"     |
| 205-666-LF | 3/8"      |



## BRASS GARDEN HOSE FITTINGS

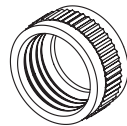
### GARDEN HOSE • GH-88

| No.       | FHT x MIP   |
|-----------|-------------|
| GH-88-124 | 3/4" x 1/4" |
| GH-88-126 | 3/4" x 3/8" |



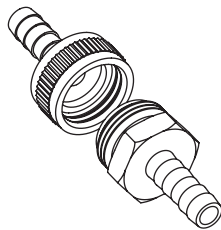
### NUT FOR MENDER • GH-94

| No.   | O.D. |
|-------|------|
| GH-94 | 3/4" |



### HOSE MENDER

| Complete Hose Mender    |                       |
|-------------------------|-----------------------|
| MFGH-91                 | 1/2" Barbs            |
| MFHG-92                 | 5/8" Barbs            |
| MFGH-93                 | 3/4" Barbs            |
| Male Hose Barb          |                       |
| MGH-91                  | 1/2" Barbs x 3/4" MHT |
| MHG-92                  | 5/8" Barbs x 3/4" MHT |
| MGH-93                  | 3/4" Barbs x 3/4" MHT |
| Female Swivel Hose Barb |                       |
| FGH-91                  | 1/2" Barbs x 3/4" FHT |
| FHG-92                  | 5/8" Barbs x 3/4" FHT |
| FGH-93                  | 3/4" Barbs x 3/4" FHT |



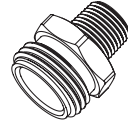
### HOSE CAP • H-1-C-W

| No.     | F.H.T. |
|---------|--------|
| H-1-C-W | 3/4"   |

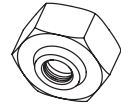


## BRASS GARDEN HOSE FITTINGS - CONT'D

| No. | MHT x MIP   |
|-----|-------------|
| H-1 | 3/4" x 3/8" |



| No.   | FHT x FIP   |
|-------|-------------|
| H-1-D | 3/4" x 1/8" |



| No. | MHT x FIP   |
|-----|-------------|
| H-2 | 3/4" x 3/8" |



| No. | MHT x FIP   |
|-----|-------------|
| H-3 | 3/4" x 1/2" |



| No. | MHT x MIP x FIP    |
|-----|--------------------|
| H-4 | 3/4" x 3/4" x 1/2" |



| No. | MHT x MIP   |
|-----|-------------|
| H-5 | 3/4" x 1/2" |



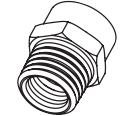
| No.   | MHT x MIP   |
|-------|-------------|
| H-5-M | 3/4" x 3/4" |



| No. | MHT x FIP   |
|-----|-------------|
| H-6 | 3/4" x 3/4" |



| No. | FHT x MIP x FIP    |
|-----|--------------------|
| H-7 | 3/4" x 3/4" x 1/2" |



| No. | MHT x MHT   |
|-----|-------------|
| H-8 | 3/4" x 3/4" |



| No.  | FHT x MIP   |
|------|-------------|
| H-10 | 3/4" x 1/2" |



| No.    | FHT x MIP   |
|--------|-------------|
| H-10-A | 3/4" x 3/4" |




| No.  | FHT x MIP x SWT (nominal) |
|------|---------------------------|
| H-11 | 3/4" x 1/2" x 1/2"        |





| No.  | FHT x FHT   |  |
|------|-------------|---|
| H-14 | 3/4" x 3/4" |   |

| No.  | FHT x FIP   |  |
|------|-------------|---|
| H-15 | 3/4" x 1/2" |   |

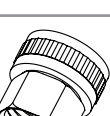
| No.    | FHT x FIP   |  |
|--------|-------------|---|
| H-15-A | 3/4" x 3/4" |   |

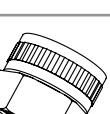
| No.  | MHT x MIP x SWT (nominal) |  |
|------|---------------------------|---|
| H-16 | 3/4" x 1/2" x 1/2"        |   |

| No.   | FHT x FIP (Swivel) |  |
|-------|--------------------|---|
| S-1-W | 3/4" x 1/2"        |   |


| No.   | FHT x FIP (Swivel) |  |
|-------|--------------------|--|
| S-2-W | 3/4" x 3/4"        |  |

| No.   | FHT x FHT (Swivel) |  |
|-------|--------------------|---|
| S-3-W | 3/4" x 3/4"        |   |

| No.     | FHT x FIP (Swivel) hex |  |
|---------|------------------------|---|
| S-1-HEX | 3/4" x 1/2"            |   |

| No.     | FHT x FIP (Swivel) hex |  |
|---------|------------------------|---|
| S-2-HEX | 3/4" x 3/4"            |   |

**BRASS HOSE • HOSE-Y**

| No.    | MXF |  |
|--------|-----|---|
| HOSE-Y |     |   |

**RED RUBBER WASHER • RRW**

| No. |  |  |
|-----|--|---|
| RRW |  |   |

**STANDARD POL NUT • 1600**

| No.  | HEX  | THREAD    |
|------|------|-----------|
| 1600 | 7/8" | .880-14LH |



**LARGE HEX POL NUT • 1600-LH**

| No.     | HEX    | THREAD    |
|---------|--------|-----------|
| 1600-LH | 1-1/8" | .880-14LH |



**STANDARD POL TAILPIECE • 1601**

| No.  | MIP  |
|------|------|
| 1601 | 1/4" |



**POL CAP • 1602**

| No.  | HEX    | THREAD    |
|------|--------|-----------|
| 1602 | 1-1/8" | .880-14LH |



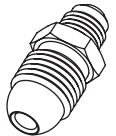
**POL PLUG • 1602**

| No.  | HEX  | EXT. THREAD |
|------|------|-------------|
| 1603 | 7/8" | .880-14LH   |



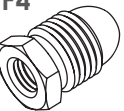
**POL X FLARE ADAPTER • 1604**

| No.     | O.D. | THREAD    |
|---------|------|-----------|
| 1604-6  | 3/8" | .880-14LH |
| 1604-8  | 1/2" | .880-14LH |
| 1604-10 | 5/8" | .880-14LH |



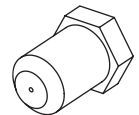
**POL X PIPE ADAPTER • 1605-F4**

| No.     | FPT  | THREAD    |
|---------|------|-----------|
| 1605-F4 | 1/4" | .880-14LH |



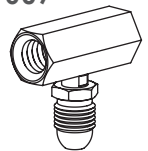
**CAP ORIFICE • 1606**

| No.     | DRILL | THREAD |
|---------|-------|--------|
| 1606-72 | .72   | 3/8-27 |
| 1606-80 | .80   | 3/8-27 |



**MANIFOLD TEE BLOCK • 1607**

| No.     | INT./EXT. THREAD       |
|---------|------------------------|
| 1607    | .880-14LH              |
| 1607-WC | .880-14LH (with check) |



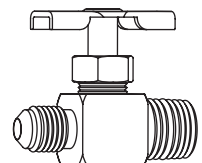
with check

**BRASS NEEDLE VALVES**

\*ALSO AVAILABLE IN LEAD FREE

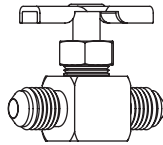
**BRASS X FLARE MALE • 85**

| No.   | O.D. x MIP   |
|-------|--------------|
| 85-42 | 1/4" x 1/8"  |
| 85-44 | 1/4" x 1/4"  |
| 85-52 | 5/16" x 1/8" |
| 85-54 | 5/16" x 1/4" |
| 85-64 | 3/8" x 1/4"  |



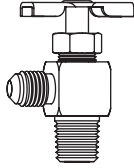
**BRASS FLARE X FLARE • 86**

| No.  | O.D. |
|------|------|
| 86-4 | 1/4" |
| 86-6 | 3/8" |



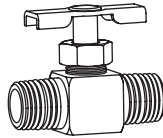
**BRASS FLARE X MALE ELBOW • 87**

| No.   | O.D. x MIP   |
|-------|--------------|
| 87-42 | 1/4" x 1/8"  |
| 87-44 | 1/4" x 1/4"  |
| 87-52 | 5/16" x 1/8" |
| 87-54 | 5/16" x 1/4" |
| 87-64 | 3/8" x 1/4"  |



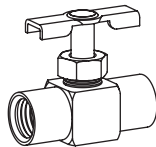
**BRASS MALE X MALE • 270**

| No.   | MIP  |
|-------|------|
| 270-2 | 1/8" |
| 270-4 | 1/4" |



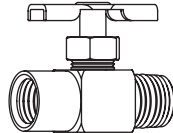
**BRASS FEMALE X FEMALE • 271**

| No.   | FIP  |
|-------|------|
| 271-2 | 1/8" |
| 271-4 | 1/4" |



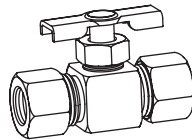
**BRASS FEMALE X MALE • 272**

| No.   | FIP x MIP   |
|-------|-------------|
| 272-2 | 1/8" x 1/8" |
| 272-4 | 1/4" x 1/4" |



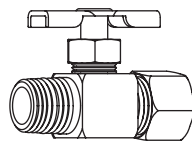
**BRASS COMP X COMP • 273**

| No.   | O.D.  |
|-------|-------|
| 273-3 | 3/16" |
| 273-4 | 1/4"  |
| 273-5 | 5/16" |
| 273-6 | 3/8"  |



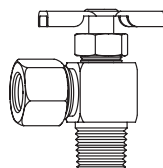
**BRASS COMP X MALE • 274**

| No.    | O.D. x MIP   |
|--------|--------------|
| 274-32 | 3/16" x 1/8" |
| 274-42 | 1/4" x 1/8"  |
| 274-44 | 1/4" x 1/4"  |
| 274-52 | 5/16" x 1/8" |
| 274-54 | 5/16" x 1/4" |
| 274-64 | 3/8" x 1/4"  |



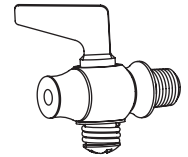
**BRASS COMP X MALE ELBOW • 275**

| No.    | O.D. x MIP   |
|--------|--------------|
| 275-32 | 3/16" x 1/8" |
| 275-42 | 1/4" x 1/8"  |
| 275-44 | 1/4" x 1/4"  |
| 275-52 | 5/16" x 1/8" |
| 275-54 | 5/16" x 1/4" |
| 275-64 | 3/8" x 1/4"  |



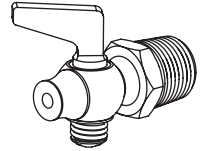
**BRASS LEVER HANDLE/ROUND SHOULDER STRAIGHT NOSE**

| No.    | MIP  |
|--------|------|
| LAC-12 | 1/8" |
| LAC-13 | 1/4" |



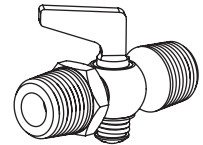
**BRASS LEVER HANDLE/HEX SHOULDER STRAIGHT NOSE**

| No.    | MIP  |
|--------|------|
| LAC-14 | 3/8" |
| LAC-15 | 1/2" |



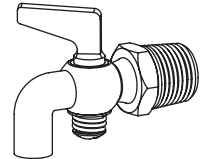
**BRASS LEVER HANDLE/HEX SHOULDER MALE X MALE**

| No.    | MIP x MIP   |
|--------|-------------|
| LAC-22 | 3/8" x 1/8" |
| LAC-23 | 1/4" x 1/4" |
| LAC-24 | 3/8" x 3/8" |



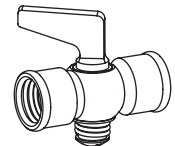
**BRASS LEVER HANDLE/HEX SHOULDER BIBB NOSE**

| No.    | MIP  |
|--------|------|
| LAC-29 | 1/8" |
| LAC-30 | 1/4" |
| LAC-31 | 3/8" |
| LAC-32 | 1/2" |



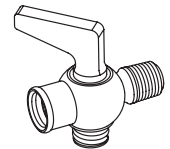
**BRASS LEVER HANDLE/ROUND SHOULDER FEMALE X FEMALE**

| No.      | FIP x FIP   |
|----------|-------------|
| LAC-43   | 1/8" x 1/8" |
| LAC-44   | 1/4" x 1/4" |
| LAC-45   | 3/8" x 3/8" |
| LAC-45-B | 1/2" x 1/2" |



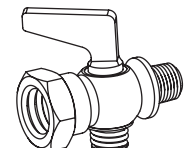
**BRASS LEVER HANDLE/ROUND SHOULDER FEMALE X MALE**

| No.      | FIP x MIP   |
|----------|-------------|
| LAC-46   | 1/8" x 1/8" |
| LAC-47   | 1/4" x 1/4" |
| LAC-48   | 3/8" x 3/8" |
| LAC-48-B | 1/2" x 1/2" |



**BRASS LEVER HANDLE/ROUND SHOULDER FEMALE X MALE**

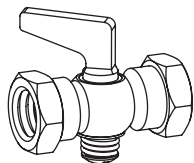
| No.      | FIP x MIP   |
|----------|-------------|
| LAC-52   | 1/8" x 1/8" |
| LAC-53   | 1/4" x 1/4" |
| LAC-54   | 3/8" x 3/8" |
| LAC-54-B | 1/2" x 1/2" |



## BRASS AIR COCKS

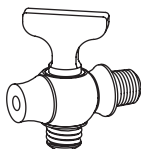
### BRASS LEVER HANDLE/HEX SHOULDER FEMALE X FEMALE

| No.      | FIP x FIP   |
|----------|-------------|
| LAC-58   | 1/8" x 1/8" |
| LAC-59   | 1/4" x 1/4" |
| LAC-60   | 3/8" x 3/8" |
| LAC-60-B | 1/2" x 1/2" |



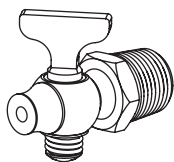
### BRASS TEE HANDLE/ROUND SHOULDER STRAIGHT NOSE

| No.   | MIP  |
|-------|------|
| TAC-6 | 1/8" |
| TAC-7 | 1/4" |



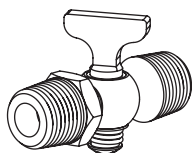
### BRASS TEE HANDLE/HEX SHOULDER STRAIGHT NOSE

| No.   | MIP  |
|-------|------|
| TAC-8 | 3/8" |
| TAC-9 | 1/4" |



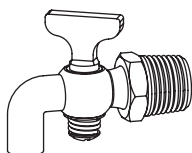
### BRASS TEE HANDLE/HEX SHOULDER MALE X MALE

| No.    | MIP x MIP   |
|--------|-------------|
| TAC-18 | 1/8" x 1/8" |
| TAC-19 | 1/4" x 1/4" |
| TAC-20 | 3/8" x 3/8" |
| TAC-21 | 1/2" x 1/2" |



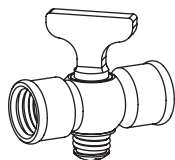
### BRASS TEE HANDLE/HEX SHOULDER BIBB NOSE

| No.    | MIP  |
|--------|------|
| TAC-26 | 1/8" |
| TAC-27 | 1/4" |
| TAC-28 | 3/8" |
| TAC-33 | 1/2" |



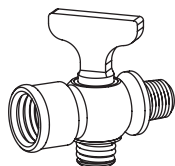
### BRASS TEE HANDLE/ROUND SHOULDER FEMALE X FEMALE

| No.      | FIP x FIP   |
|----------|-------------|
| TAC-37   | 1/8" x 1/8" |
| TAC-38   | 1/4" x 1/4" |
| TAC-39   | 3/8" x 3/8" |
| TAC-39-B | 1/2" x 1/2" |



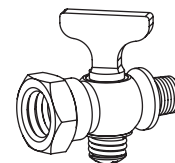
### BRASS TEE HANDLE/ROUND SHOULDER FEMALE X MALE

| No.      | FIP x MIP   |
|----------|-------------|
| TAC-40   | 1/8" x 1/8" |
| TAC-41   | 1/4" x 1/4" |
| TAC-42   | 3/8" x 3/8" |
| TAC-42-B | 1/2" x 1/2" |



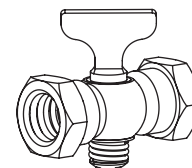
### BRASS TEE HANDLE/HEX SHOULDER FEMALE X MALE

| No.      | FIP x MIP   |
|----------|-------------|
| TAC-49   | 1/8" x 1/8" |
| TAC-50   | 1/4" x 1/4" |
| TAC-51   | 3/8" x 3/8" |
| TAC-51-B | 1/2" x 1/2" |



### BRASS TEE HANDLE/HEX SHOULDER FEMALE X FEMALE

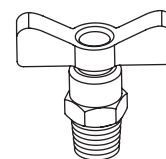
| No.      | FIP x FIP   |
|----------|-------------|
| TAC-55   | 1/8" x 1/8" |
| TAC-56   | 1/4" x 1/4" |
| TAC-57   | 3/8" x 3/8" |
| TAC-57-B | 1/2" x 1/2" |



## BRASS DRAIN COCKS

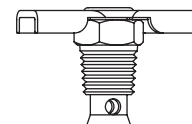
### BRASS HEAVY DUTY • 290

| No.   | MIP  |
|-------|------|
| 290-2 | 1/8" |
| 290-4 | 1/4" |
| 290-6 | 3/8" |



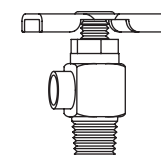
### BRASS EXTERNAL SEAT • 295

| No.   | MIP  |
|-------|------|
| 295-2 | 1/8" |
| 295-4 | 1/4" |
| 295-6 | 3/8" |




### BRASS ANGLE W/ HOSE EXTENSION • 296

| No.   | MIP  |
|-------|------|
| 296-2 | 1/8" |
| 296-4 | 1/4" |



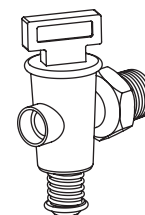
### BRASS LEVER HANDLE • 297

| No.   | MIP  |
|-------|------|
| 297-2 | 1/8" |
| 297-4 | 1/4" |
| 297-6 | 3/8" |
| 297-8 | 1/2" |



### BRASS TEE HANDLE • 297-T

| No.     | MIP  |
|---------|------|
| 297-T-2 | 1/8" |
| 297-T-4 | 1/4" |






## BRASS 3 & 4 WAY VALVES

### BRASS 4-WAY FUEL VALVE SHORT HANDLE • 6747

| No.     | FIP               |
|---------|-------------------|
| 6747    | 1/4"              |
| 6747-WC | 1/4" (with click) |

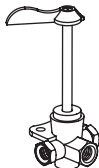
(3 inlets & 1 outlet)



### BRASS 4-WAY FUEL VALVE LONG HANDLE • 6748

| No.     | FIP               |
|---------|-------------------|
| 6748    | 1/4"              |
| 6748-WC | 1/4" (with click) |


(3 inlets & 1 outlet)



### BRASS 3-WAY FUEL VALVE • 6749

| No.     | FIP               |
|---------|-------------------|
| 6749    | 1/4"              |
| 6749-WC | 1/4" (with click) |

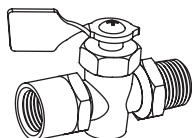
(2 inlets & 1 outlet)



## BRASS MARINE FUEL VALVES

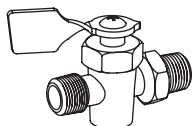
### FEMALE X MALE • M-670

| No.      | FIP x MIP   |
|----------|-------------|
| M-670-22 | 1/8" x 1/8" |
| M-670-44 | 1/4" x 1/4" |



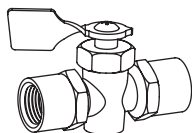
### MALE X MALE • M-671

| No.      | MIP x MIP   |
|----------|-------------|
| M-671-44 | 1/4" x 1/4" |



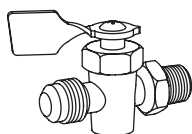
### FEMALE X FEMALE • M-672

| No.      | FIP x FIP   |
|----------|-------------|
| M-672-22 | 1/8" x 1/8" |
| M-672-44 | 1/4" x 1/4" |



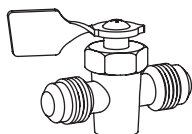
### FLARE X MALE • M-675

| No.      | O.D. x MIP  |
|----------|-------------|
| M-675-64 | 3/8" x 1/4" |



### FLARE X FLARE • M-676

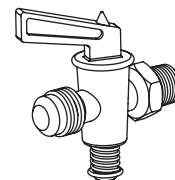
| No.      | O.D. x O.D. |
|----------|-------------|
| M-676-66 | 3/8" x 3/8" |



## BRASS SHUTOFF COCKS

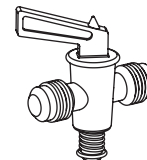
### BRASS FLARE X MALE • 185

| No.    | O.D. x MIP   |
|--------|--------------|
| 185-42 | 1/4" x 1/8"  |
| 185-44 | 1/4" x 1/4"  |
| 185-52 | 5/16" x 1/8" |
| 185-54 | 5/16" x 1/4" |
| 185-64 | 3/8" x 1/4"  |
| 185-66 | 3/8" x 3/8"  |
| 185-86 | 1/2" x 3/8"  |



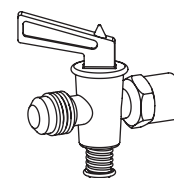
### BRASS FLARE X FLARE • 186

| No.   | O.D.  |
|-------|-------|
| 186-4 | 1/4"  |
| 186-5 | 5/16" |
| 186-6 | 3/8"  |
| 186-8 | 1/2"  |



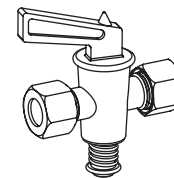
### BRASS FLARE X FEMALE • 187

| No.    | O.D.        |
|--------|-------------|
| 187-66 | 3/8" x 3/8" |
| 187-68 | 3/8" x 1/2" |
| 187-88 | 1/2" x 1/2" |



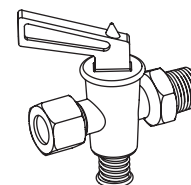
### BRASS COMP X COMP • 285

| No.   | O.D.  |
|-------|-------|
| 285-4 | 1/4"  |
| 285-5 | 5/16" |
| 285-6 | 3/8"  |
| 285-8 | 1/2"  |



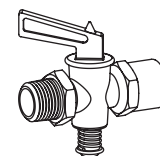
### BRASS COMP X MALE • 286

| No.    | O.D. x MIP   |
|--------|--------------|
| 286-42 | 1/4" x 1/8"  |
| 286-44 | 1/4" x 1/4"  |
| 286-52 | 5/16" x 1/8" |
| 286-54 | 5/16" x 1/4" |
| 286-64 | 3/8" x 1/4"  |
| 286-66 | 3/8" x 3/8"  |



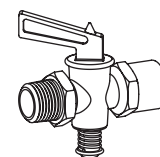
### BRASS MALE X FEMALE • 287

| No.   | MIP x FIP   |
|-------|-------------|
| 287-2 | 1/8" x 1/8" |
| 287-4 | 1/4" x 1/4" |
| 287-6 | 3/8" x 3/8" |



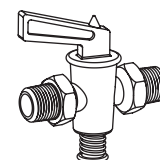
### BRASS FEMALE X FEMALE • 288

| No.   | FIP  |
|-------|------|
| 288-2 | 1/8" |
| 288-4 | 1/4" |
| 288-6 | 3/8" |



### BRASS MALE X MALE • 289

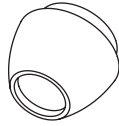
| No.   | MIP  |
|-------|------|
| 289-2 | 1/8" |
| 289-4 | 1/4" |
| 289-6 | 3/8" |



## BRASS LAVATORY SUPPLIES


### BRASS LAVATORY NOSEPIECE • 121

| No.   | O.D. |
|-------|------|
| 121-6 | 3/8" |



### BASINCOCK TAILPIECE • 126

| No.     | MIP x Length  |
|---------|---------------|
| 126-424 | 3/8" x 1-1/2" |
| 126-432 | 1/4" x 2"     |
| 126-448 | 1/4" x 3"     |



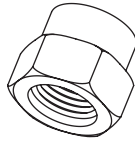
### BRASS BALLCOCK TAILPIECE • 127

| No.     | MIP x Length  |
|---------|---------------|
| 127-624 | 3/8" x 1-1/2" |



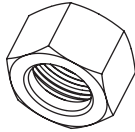
### BRASS BALLCOCK COUPLING NUT • 128

| No.      | Description            |
|----------|------------------------|
| 128-1211 | Standard for tailpiece |
| 128-128* | Slips 1/2" O.D. tubing |



### BRASS BASINCOCK COUPLING NUT • 129

| No.   | Description             |
|-------|-------------------------|
| 129-4 | Standard for tailpiece  |
| 129-6 | Slips 3/8" O.D. tubing  |
| 169-7 | Slips 7/16 O.D. tubing  |
| 129-9 | Slips 9/16" O.D. tubing |



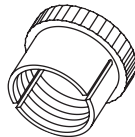
### BRASS OVERFLOW TUBE CONVERTER • 130

| No.        | Description    |
|------------|----------------|
| 130-161820 | Small 1-1/8-27 |
|            | Large 1-1/4-27 |
|            | Inside 1-27    |



### BRASS ESCUTCHEON NIPPLE HOLDER • 131

| No.     | Description |
|---------|-------------|
| 131-SOL | Solid       |
| 131-SPL | Split       |



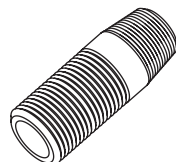
### BRASS TRAP CLEANOUT PLUG • 190

| No.        | male thread | finish        |
|------------|-------------|---------------|
| 190-16-RB  | 1"          | rough brass   |
| 190-16-NI  | 1"          | nickel plated |
| 190-16-CHR | 1"          | chrome plated |



### BRASS SPECIAL ESCUTCHEON NIPPLE • 231

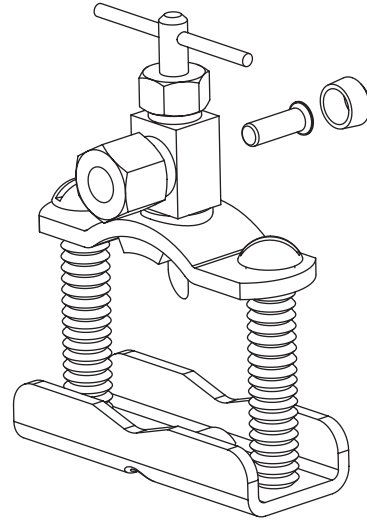
| No. | finish  |
|-----|---|
| 231 | Straight 3/8" IPS thread one end.<br>sharp tapered thread other end |



## ADDITIONAL BRASS PRODUCTS

\*ALSO AVAILABLE IN LEAD FREE

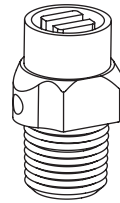
### SELF-PIERCING VALVE CLAMP KIT • 12-CV



| No.        | O.D. x MIP  |
|------------|-------------|
| 12-CV-4    | 1/4" x 1/8" |
| 12-CV-4-B1 |             |

Clamp fits from 3/8" O.D. tubing through 1.315" O.D. tube or pipe. Outlet is for 1/4" O.D. tubing. Kit contains plastic sleeve and brass insert for .040 wall plastic tube installation.

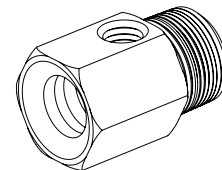
### AIR VALVE COMBINATION COIN/KEY • 136



| No.   | MIP                  |
|-------|----------------------|
| 136-2 | 1/8" (nickel plated) |

| No.     | MIP                  |
|---------|----------------------|
| 136-KEY | 1/8" (nickel plated) |

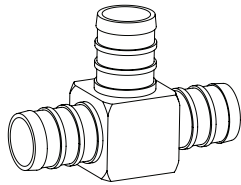
### EVAPORATIVE COOLER FITTING • 309-8-R



| No.      | Description  |
|----------|--|
| 309-8-R  | 1/2" MIP x 1/2" FIP x 1/8" FIP 1/2" male pipe x 1/2" female pipe with 1/8 FE tap |
| 309-12-R | 3/4" MIP x 3/4" FIP x 1/8" FIP 3/4" male pipe x 3/4" female pipe with 1/8 FE tap |
| 309-12-H | 3/4" MHT x 3/4" FHT x 1/8" FIP 3/4" male pipe x 3/4" female pipe with 1/8 FE tap |

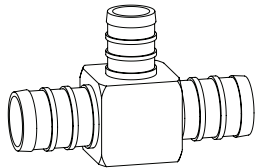
\*ALSO AVAILABLE IN LEAD FREE

**TEE PEX x PEX x PEX**



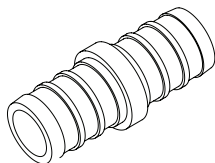
| No.     | SIZE | WEIGHT | QUALITY |        |
|---------|------|--------|---------|--------|
|         |      |        | INNER   | MASTER |
| PX-T-8  | 1/2" | 0.058  | 50      | 500    |
| PX-T-12 | 3/4" | 0.107  | 25      | 250    |
| PX-T-16 | 1"   | 0.291  | 15      | 120    |

**TEE PEX (REDUCING)**



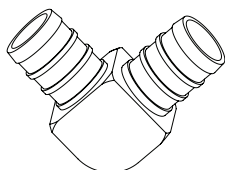
| No.             | SIZE               | WEIGHT | QUALITY |        |
|-----------------|--------------------|--------|---------|--------|
|                 |                    |        | INNER   | MASTER |
| PX-T-R-8-812    | 1/2" x 1/2" x 3/4" | 0.082  | 25      | 250    |
| PX-T-R-12-8-8   | 3/4" x 1/2" x 1/2" | 0.088  | 25      | 250    |
| PX-T-R-12-8-12  | 3/4" x 1/2" x 3/4" | 0.111  | 25      | 250    |
| PX-T-R-12-12-8  | 3/4" x 3/4" x 1/2" | 0.091  | 25      | 250    |
| PX-T-R-12-12-16 | 3/4" x 3/4" x 1"   | 0.304  | 15      | 120    |
| PX-T-R-16-12-8  | 1" x 3/4" x 1/2"   | 0.312  | 15      | 120    |
| PX-T-R-16-12-12 | 1" x 3/4" x 3/4"   | 0.241  | 15      | 120    |
| PX-T-R-16-16-8  | 1" x 1" x 1/2"     | 0.264  | 15      | 120    |
| PX-T-R-16-16-12 | 1" x 1" x 3/4"     | 0.295  | 15      | 120    |

**COUPLING PEX x PEX**



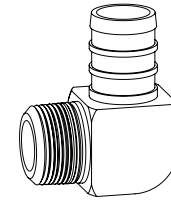
| No.        | SIZE        | WEIGHT | QUALITY |        |
|------------|-------------|--------|---------|--------|
|            |             |        | INNER   | MASTER |
| PX-C-8     | 1/2"        | 0.029  | 50      | 1000   |
| PX-C-12-8  | 3/4" x 1/2" | 0.044  | 25      | 500    |
| PX-C-12    | 3/4"        | 0.044  | 25      | 500    |
| PX-C-16-12 | 1" x 3/4"   | 0.055  | 15      | 120    |
| PX-C-16-16 | 1"          | 0.057  | 15      | 120    |

**ELBOW PEX x PEX**



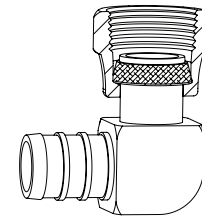
| No.      | SIZE | WEIGHT | QUALITY |        |
|----------|------|--------|---------|--------|
|          |      |        | INNER   | MASTER |
| PX-EL-8  | 1/2" | 0.044  | 50      | 750    |
| PX-EL-12 | 3/4" | 0.079  | 25      | 300    |
| PX-EL-16 | 1"   | 0.166  | 15      | 150    |

**ELBOW PEX x MPT**



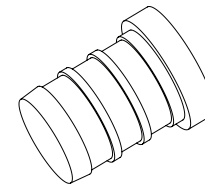
| No.         | SIZE        | WEIGHT | QUALITY |        |
|-------------|-------------|--------|---------|--------|
|             |             |        | INNER   | MASTER |
| PX-EL-MA-88 | 1/2" x 1/2" | 0.179  | 50      | 250    |

**SWIVEL ELBOW F (STRAIGHT THREAD)  
PLASTIC/BRASS NUT x PEX**



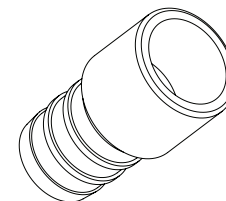
| No.             | SIZE                 | WEIGHT | QUALITY |        |
|-----------------|----------------------|--------|---------|--------|
|                 |                      |        | INNER   | MASTER |
| PX-SWV-EL-FIP-8 | 1/2" FIP plastic nut | 0.097  | 50      | 200    |

**PLUG - PEX**



| No.      | SIZE | WEIGHT | QUALITY |        |
|----------|------|--------|---------|--------|
|          |      |        | INNER   | MASTER |
| PX-PG-8  | 1/2" | 0.022  | 25      | 1500   |
| PX-PG-12 | 3/4" | 0.04   | 25      | 1000   |
| PX-PG-16 | 1"   | 0.091  | 15      | 120    |

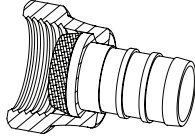
**ADAPTER PEX x F SWEAT**



| No.              | SIZE        | WEIGHT | QUALITY |        |
|------------------|-------------|--------|---------|--------|
|                  |             |        | INNER   | MASTER |
| PX-ADFESWT-8-8   | 1/2" x 1/2" | 0.038  | 50      | 500    |
| PX-ADFESWT-8-12  | 1/2" x 3/4" | 1.344  | 50      | 500    |
| PX-ADFESWT-12-12 | 3/4" x 3/4" | 0.084  | 25      | 250    |
| PX-ADFESWT-16-16 | 1" x 1"     | 0.163  | 15      | 120    |

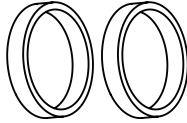
## BRASS PEX FITTINGS

### SWIVEL ADAPTER PEX x (STRAIGHT THREAD) PLASTIC/BRASS NUT



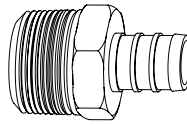
| No.              | SIZE                     | WEIGHT | QUALITY |        |
|------------------|--------------------------|--------|---------|--------|
|                  |                          |        | INNER   | MASTER |
| PX-SWVADT-FE-8-8 | 1/2" pex x SW fe adaptor | 0.16   | 25      | 250    |

### CRIMP RINGS



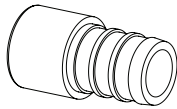
| No.      | SIZE | WEIGHT | QUALITY |        |
|----------|------|--------|---------|--------|
|          |      |        | INNER   | MASTER |
| PX-CR-6  | 3/8" | 0.011  | 100     | 3000   |
| PX-CR-8  | 1/2" | 0.013  | 100     | 3000   |
| PX-CR-12 | 3/4" | 0.018  | 100     | 3000   |
| PX-CR-16 | 1"   | 0.025  | 100     | 2000   |

### ADAPTER PEX x MPT



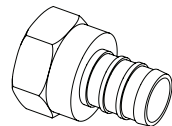
| No.             | SIZE        | WEIGHT | QUALITY |        |
|-----------------|-------------|--------|---------|--------|
|                 |             |        | INNER   | MASTER |
| PX-ADT-MA-8-8   | 1/2" x 1/2" | 0.084  | 50      | 500    |
| PX-ADT-MA-8-12  | 1/2" x 3/4" | 0.132  | 50      | 250    |
| PX-ADT-MA-12-12 | 3/4" x 3/4" | 0.135  | 25      | 250    |
| PX-ADT-MA-16-16 | 1" x 1"     | 0.242  | 15      | 120    |
| PX-ADT-MA-16-12 | 1" x 3/4"   | 0.22   | 15      | 120    |

### ADAPTER PEX x M SWEAT



| No.              | SIZE                | WEIGHT | QUALITY |        |
|------------------|---------------------|--------|---------|--------|
|                  |                     |        | INNER   | MASTER |
| PX-ADMA-SW-8-8   | 1/2" x 1/2" m sweat | 0.034  | 50      | 500    |
| PX-ADMA-SW-8-12  | 1/2" x 3/4"         | 0.071  | 50      | 500    |
| PX-ADMA-SW-12-12 | 3/4" x 3/4"         | 0.066  | 25      | 250    |
| PX-ADMA-SW-16-16 | 1" x 1" m sweat     | 0.151  | 15      | 120    |

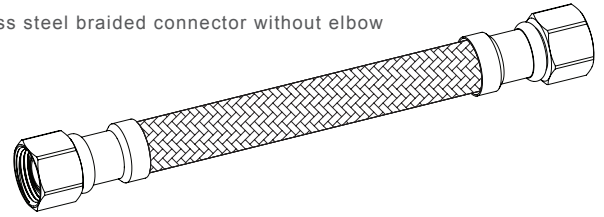
### ADAPTER PEX x FPT



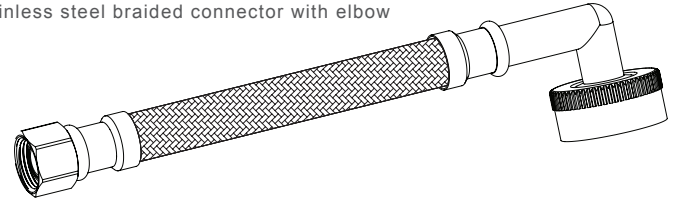
| No.             | SIZE        | WEIGHT | QUALITY |        |
|-----------------|-------------|--------|---------|--------|
|                 |             |        | INNER   | MASTER |
| PX-ADT-FE-8-8   | 1/2" x 1/2" | 0.1    | 50      | 500    |
| PX-ADT-FE-8-12  | 1/2" x 3/4" | 0.152  | 50      | 250    |
| PX-ADT-FE-12-12 | 3/4" x 3/4" | 0.152  | 25      | 250    |
| PX-ADT-FE-16-16 | 1" x 1"     | 0.26   | 15      | 120    |

## STAINLESS STEEL BRAIDED CONNECTORS

Stainless steel braided connector without elbow



Stainless steel braided connector with elbow



### DISHWASHER CONNECTORS (See Above)

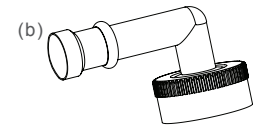
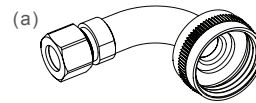
| No.         | Description                                  |
|-------------|--|
| 60DWH-6     | 60" Dishwasher connector 3/8" comp           |
| 72DWH-6     | 72" Dishwasher connector 3/8" comp           |
| 96DWH-6     | 96" Dishwasher connector 3/8" comp           |
| 120DWH-6    | 120" Dishwasher connector 3/8" comp          |
| 60DWH-6-EL  | 60" Dishwasher connector 3/8" comp w/ elbow  |
| 72DWH-6-EL  | 72" Dishwasher connector 3/8" comp w/ elbow  |
| 96DWH-6-EL  | 96" Dishwasher connector 3/8" comp w/ elbow  |
| 120DWH-6-EL | 120" Dishwasher connector 3/8" comp w/ elbow |

| No.          | Description                                |
|--------------|--|
| 48DWH-612-EL | 48" Dishwasher 3/8" comp 3/4" FHT w/ elbow |
| 60DWH-612-EL | 60" Dishwasher 3/8" comp 3/4" FHT w/ elbow |
| 72DWH-612-EL | 72" Dishwasher 3/8" comp 3/4" FHT w/ elbow |
| 96DWH-612-EL | 96" Dishwasher 3/8" comp 3/4" FHT w/ elbow |

### ICE MAKER CONNECTORS (See Above)

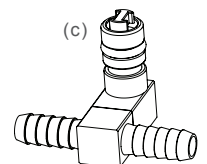
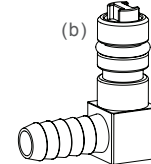
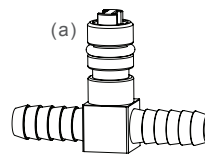
| No.       | Description                                 |
|-----------|---|
| 60IM-4-LF | 60" 1/4" comp ice maker connector lead free |
| 72IM-4-LF | 72" 1/4" comp ice maker connector lead free |

## DISHWASHER ELBOWS



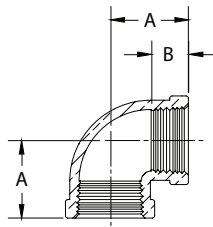
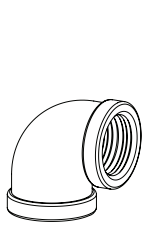
| No.       | Description                     |
|-----------|---------------------------------|
| DW-EL-6-A | Brass dishwasher elbow (a)      |
| DW-EL-6-B | Brass dishwasher elbow body (b) |

## BEVERAGE INDUSTRY PARTS



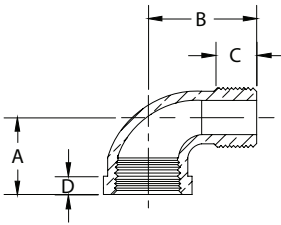
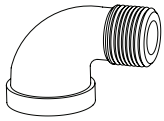
| No.      | Description                                |
|----------|--|
| 1520-000 | Brass 1/4 tee flojet with shutoff (a)      |
| 1521-000 | Brass 1/4 elbow flojet with shutoff (b)    |
| 1522-000 | Brass 1/4 offset tee with shutoff pump (c) |

**ELBOWS • 90**



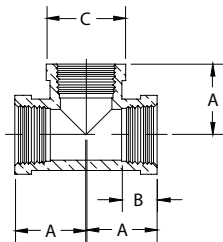
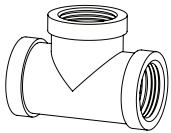
| BRONZE NO. | SIZE   | A    | B    | C | D | QUALITY |       |
|------------|--------|------|------|---|---|---------|-------|
|            |        |      |      |   |   | MASTER  | INNER |
| BF-90EL-2  | 1/8"   | 0.54 | 0.26 |   |   | 600     | 24/25 |
| BF-90EL-4  | 1/4"   | 0.71 | 0.35 |   |   | 300     | 12/25 |
| BF-90EL-6  | 3/8"   | 0.82 | 0.37 |   |   | 300     | 12/25 |
| BF-90EL-8  | 1/2"   | 1.01 | 0.45 |   |   | 200     | 8/25  |
| BF-90EL-12 | 3/4"   | 1.18 | 0.52 |   |   | 100     | 4/25  |
| BF-90EL-16 | 1"     | 1.43 | 0.60 |   |   | 75      | 3/25  |
| BF-90EL-20 | 1-1/4" | 1.69 | 0.67 |   |   | 50      | 5/10  |
| BF-90EL-24 | 1-1/2" | 1.84 | 0.70 |   |   | 35      | 7/5   |
| BF-90EL-32 | 2"     | 2.12 | 0.76 |   |   | 20      | 10/2  |
| BF-90EL-40 | 2-1/2" | 2.70 | 0.93 |   |   | 10      | 2/5   |

**STREET ELBOWS • 90**



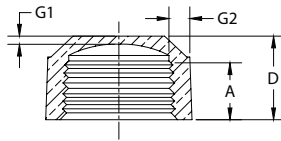
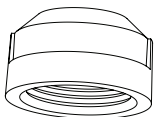
| BRONZE NO. | SIZE   | A    | B    | C    | D    | QUALITY |       |
|------------|--------|------|------|------|------|---------|-------|
|            |        |      |      |      |      | MASTER  | INNER |
| BF-STEL-2  | 1/8"   | 0.55 | 0.92 | 0.28 | 0.26 | 600     | 24/25 |
| BF-STEL-4  | 1/4"   | 0.72 | 1.11 | 0.41 | 0.35 | 600     | 24/25 |
| BF-STEL-6  | 3/8"   | 0.83 | 1.24 | 0.41 | 0.37 | 300     | 12/25 |
| BF-STEL-8  | 1/2"   | 1.03 | 1.51 | 0.54 | 0.45 | 200     | 8/25  |
| BF-STEL-12 | 3/4"   | 1.19 | 1.66 | 0.55 | 0.52 | 100     | 4/25  |
| BF-STEL-16 | 1"     | 1.43 | 1.98 | 0.69 | 0.60 | 75      | 3/25  |
| BF-STEL-20 | 1-1/4" | 1.71 | 2.26 | 0.71 | 0.67 | 40      | 4/10  |
| BF-STEL-24 | 1-1/2" | 1.87 | 2.46 | 0.75 | 0.70 | 35      | 7/5   |
| BF-STEL-32 | 2"     | 2.14 | 2.88 | 0.78 | 0.76 | 20      | 10/2  |
| BF-STEL-40 | 2-1/2" | 2.70 | 3.86 | 1.14 | 0.93 | 10      | 5/2   |

**TEES**



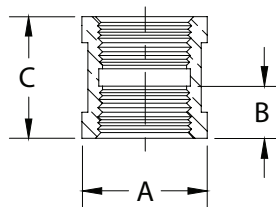
| BRONZE NO. | SIZE   | A    | B    | C    | D | QUALITY |       |
|------------|--------|------|------|------|---|---------|-------|
|            |        |      |      |      |   | MASTER  | INNER |
| BF-T-2     | 1/8"   | 0.55 | 0.26 | 0.67 |   | 600     | 24/25 |
| BF-T-4     | 1/4"   | 0.72 | 0.35 | 0.81 |   | 300     | 12/25 |
| BF-T-6     | 3/8"   | 0.83 | 0.37 | 1.00 |   | 200     | 8/25  |
| BF-T-8     | 1/2"   | 1.03 | 0.45 | 1.17 |   | 100     | 4/25  |
| BF-T-12    | 3/4"   | 1.19 | 0.52 | 1.42 |   | 75      | 3/25  |
| BF-T-16    | 1"     | 1.43 | 0.60 | 1.72 |   | 40      | 4/10  |
| BF-T-20    | 1-1/4" | 1.71 | 0.67 | 2.10 |   | 35      | 7/5   |
| BF-T-24    | 1-1/2" | 1.87 | 0.70 | 2.38 |   | 24      | 6/4   |
| BF-T-32    | 2"     | 2.14 | 0.76 | 2.92 |   | 15      | 3/5   |
| BF-T-40    | 2-1/2" | 2.70 | 0.93 | 3.49 |   | 8       | 4/2   |

**CAPS**



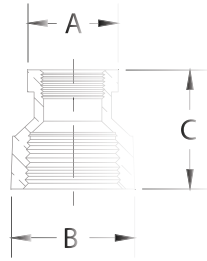
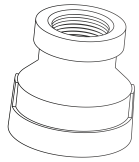
| BRONZE NO. | SIZE   | A    | B    | C    | D    | QUALITY |       |
|------------|--------|------|------|------|------|---------|-------|
|            |        |      |      |      |      | MASTER  | INNER |
| BF-CAP-2   | 1/8"   | 0.08 | 0.09 | 0.25 | 0.48 | 1400    | 56/25 |
| BF-CAP-4   | 1/4"   | 0.08 | 0.10 | 0.32 | 0.69 | 1400    | 56/25 |
| BF-CAP-6   | 3/8"   | 0.09 | 0.11 | 0.36 | 0.64 | 600     | 24/25 |
| BF-CAP-8   | 1/2"   | 0.09 | 0.12 | 0.45 | 0.76 | 300     | 12/25 |
| BF-CAP-12  | 3/4"   | 0.10 | 0.13 | 0.50 | 0.84 | 200     | 8/25  |
| BF-CAP-16  | 1"     | 0.11 | 0.15 | 0.58 | 0.99 | 200     | 8/25  |
| BF-CAP-20  | 1-1/4" | 0.12 | 0.17 | 0.67 | 1.10 | 100     | 4/25  |
| BF-CAP-24  | 1-1/2" | 0.13 | 0.19 | 0.70 | 1.15 | 100     | 4/25  |
| BF-CAP-32  | 2"     | 0.15 | 0.22 | 0.75 | 1.32 | 70      | 2/35  |
| BF-CAP-40  | 2-1/2" | 0.17 | 0.25 | 0.92 | 1.70 | 35      | 7/5   |

**COUPLINGS**



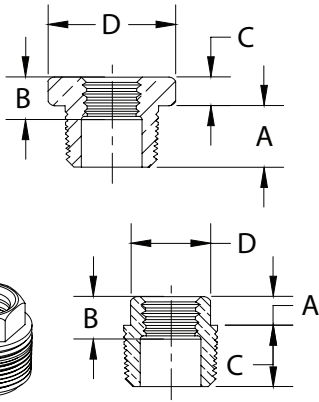
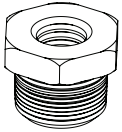
| BRONZE NO. | SIZE   | A    | B    | C    | D | QUALITY |       |
|------------|--------|------|------|------|---|---------|-------|
|            |        |      |      |      |   | MASTER  | INNER |
| BF-COUP-2  | 1/8"   | 0.67 | 0.26 | 0.80 |   | 600     | 24/25 |
| BF-COUP-4  | 1/4"   | 0.81 | 0.32 | 0.97 |   | 600     | 24/25 |
| BF-COUP-6  | 3/8"   | 1.00 | 0.36 | 1.05 |   | 300     | 12/25 |
| BF-COUP-8  | 1/2"   | 1.17 | 0.43 | 1.29 |   | 200     | 8/25  |
| BF-COUP-12 | 3/4"   | 1.42 | 0.50 | 1.43 |   | 100     | 4/25  |
| BF-COUP-16 | 1"     | 1.72 | 0.58 | 1.68 |   | 100     | 4/25  |
| BF-COUP-20 | 1-1/4" | 2.10 | 0.67 | 1.86 |   | 75      | 3/25  |
| BF-COUP-24 | 1-1/2" | 2.38 | 0.70 | 1.92 |   | 50      | 5/10  |
| BF-COUP-32 | 2"     | 2.92 | 0.75 | 2.20 |   | 30      | 15/2  |
| BF-COUP-40 | 2-1/2" | 3.59 | 0.94 | 2.88 |   | 18      | 9/2   |

RD. COUPLINGS



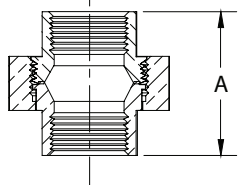
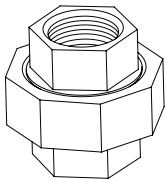
| BRONZE NO.    | SIZE        | A    | B    | C    | D | QUALITY |       |
|---------------|-------------|------|------|------|---|---------|-------|
|               |             |      |      |      |   | MASTER  | INNER |
| BF-RCOUP-42   | 1/4" x 1/8" | 0.67 | 0.81 | 0.88 |   | 600     | 24/25 |
| BF-RCOUP-62   | 3/8" x 1/8" | 0.67 | 1.00 | 0.92 |   | 300     | 12/25 |
| BF-RCOUP-64   | 3/8" x 1/4" | 0.81 | 1.00 | 1.01 |   | 300     | 12/25 |
| BF-RCOUP-82   | 1/2" x 1/8" | 0.67 | 1.17 | 1.13 |   | 300     | 12/25 |
| BF-RCOUP-84   | 1/2" x 1/4" | 0.81 | 1.17 | 1.13 |   | 200     | 8/25  |
| BF-RCOUP-86   | 1/2" x 3/8" | 1.00 | 1.17 | 1.17 |   | 200     | 8/25  |
| BF-RCOUP-124  | 3/4" x 1/4" | 0.81 | 1.42 | 1.24 |   | 200     | 8/25  |
| BF-RCOUP-126  | 3/4" x 3/8" | 1.00 | 1.42 | 1.24 |   | 200     | 8/25  |
| BF-RCOUP-128  | 3/4" x 1/2" | 1.17 | 1.42 | 1.36 |   | 200     | 8/25  |
| BF-RCOUP-164  | 1" x 1/4"   | 0.81 | 1.72 | 1.49 |   | 125     | 5/25  |
| BF-RCOUP-168  | 1" x 1/2"   | 1.17 | 1.72 | 1.49 |   | 100     | 4/25  |
| BF-RCOUP-1612 | 1" x 3/4"   | 1.42 | 1.72 | 1.56 |   | 100     | 4/25  |

BUSHINGS



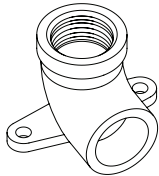
| BRONZE NO.   | SIZE        | A    | B    | C    | D    | QUALITY |       |
|--------------|-------------|------|------|------|------|---------|-------|
|              |             |      |      |      |      | MASTER  | INNER |
| BF-BUSH-42   | 1/4" x 1/8" | 0.44 | 0.26 | 0.14 | 0.64 | 600     | 24/25 |
| BF-BUSH-62   | 3/8" x 1/8" | 0.48 | 0.25 | 0.16 | 0.68 | 600     | 24/25 |
| BF-BUSH-64   | 3/8" x 1/4" | 0.48 | 0.40 | 0.16 | 0.68 | 600     | 24/25 |
| BF-BUSH-82   | 1/2" x 1/8" | 0.56 | 0.25 | 0.19 | 0.87 | 450     | 18/25 |
| BF-BUSH-84   | 1/2" x 1/4" | 0.56 | 0.32 | 0.19 | 0.87 | 450     | 18/25 |
| BF-BUSH-86   | 1/2" x 3/8" | 0.56 | 0.41 | 0.19 | 0.87 | 450     | 18/25 |
| BF-BUSH-122  | 3/4" x 1/8" | 0.63 | 0.32 | 0.22 | 1.16 | 300     | 12/25 |
| BF-BUSH-124  | 3/4" x 1/4" | 0.63 | 0.32 | 0.22 | 1.16 | 300     | 12/25 |
| BF-BUSH-126  | 3/4" x 3/8" | 0.63 | 0.36 | 0.22 | 1.16 | 300     | 12/25 |
| BF-BUSH-128  | 3/4" x 1/2" | 0.63 | 0.53 | 0.22 | 1.16 | 300     | 12/25 |
| BF-BUSH-164  | 1" x 1/4"   | 0.75 | 0.32 | 0.30 | 1.12 | 150     | 6/25  |
| BF-BUSH-166  | 1" x 3/8"   | 0.75 | 0.36 | 0.30 | 1.12 | 150     | 6/25  |
| BF-BUSH-168  | 1" x 1/2"   | 0.75 | 0.43 | 0.25 | 1.42 | 150     | 6/25  |
| BF-BUSH-1612 | 1" x 3/4"   | 0.75 | 0.50 | 0.25 | 1.42 | 150     | 6/25  |

UNIONS



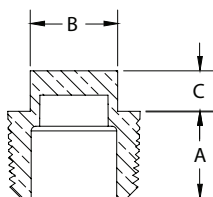
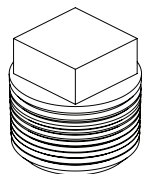
| BRONZE NO. | SIZE   | A    | B | C | D | QUALITY |       |
|------------|--------|------|---|---|---|---------|-------|
|            |        |      |   |   |   | MASTER  | INNER |
| BF-UN-2    | 1/8"   | 1.26 |   |   |   | 300     | 12/25 |
| BF-UN-4    | 1/4"   | 1.44 |   |   |   | 150     | 6/25  |
| BF-UN-6    | 3/8"   | 1.61 |   |   |   | 150     | 6/25  |
| BF-UN-8    | 1/2"   | 1.72 |   |   |   | 75      | 3/25  |
| BF-UN-12   | 3/4"   | 1.84 |   |   |   | 75      | 3/25  |
| BF-UN-16   | 1"     | 2.06 |   |   |   | 40      | 4/10  |
| BF-UN-20   | 1-1/4" | 2.26 |   |   |   | 35      | 7/5   |
| BF-UN-24   | 1-1/2" | 2.41 |   |   |   | 25      | 5/5   |
| BF-UN-32   | 2"     | 2.75 |   |   |   | 18      | 9/2   |
| BF-UN-40   | 2-1/2" | 3.22 |   |   |   | 10      | 5/2   |

DROP EAR ELBOW



| BRONZE NO. | SIZE | A | B | C | D | QUALITY |       |
|------------|------|---|---|---|---|---------|-------|
|            |      |   |   |   |   | MASTER  | INNER |
| BF-DEL-8   | 1/8" |   |   |   |   | 300     | 6/25  |
| BF-DEL-12  | 3/4" |   |   |   |   | 300     | 6/25  |

CORED PLUG



| BRONZE NO. | SIZE   | A    | B    | C    | D | QUALITY |       |
|------------|--------|------|------|------|---|---------|-------|
|            |        |      |      |      |   | MASTER  | INNER |
| BF-CPL-2   | 1/8"   | 0.27 | 0.28 | 0.24 |   | 1400    | 56/25 |
| BF-CPL-4   | 1/4"   | 0.41 | 0.37 | 0.28 |   | 1400    | 56/25 |
| BF-CPL-6   | 3/8"   | 0.41 | 0.43 | 0.31 |   | 1400    | 56/25 |
| BF-CPL-8   | 1/2"   | 0.54 | 0.56 | 0.38 |   | 600     | 24/25 |
| BF-CPL-12  | 3/4"   | 0.55 | 0.62 | 0.44 |   | 300     | 12/25 |
| BF-CPL-16  | 1"     | 0.69 | 0.81 | 0.50 |   | 200     | 8/25  |
| BF-CPL-20  | 1-1/4" | 0.71 | 0.93 | 0.56 |   | 180     | 18/10 |
| BF-CPL-24  | 1-1/2" | 0.73 | 1.12 | 0.62 |   | 120     | 12/10 |
| BF-CPL-32  | 2"     | 0.76 | 1.31 | 0.68 |   | 50      | 5/10  |
| BF-CPL-40  | 2-1/2" | 1.07 | 1.50 | 0.74 |   | 40      | 20/2  |

# CENTURY BRASS PLUMBING

## B R A S S F I T T I N G S

|                 |        |                    |    |               |    |             |    |
|-----------------|--------|--------------------|----|---------------|----|-------------|----|
| B-1.....        | 6      | PX-ADT-MA.....     | 20 | 185.....      | 17 | 49.....     | 9  |
| B-2.....        | 6      | PX-C.....          | 19 | 186.....      | 17 | 49-45.....  | 9  |
| BF-90EL.....    | 21     | PX-CR.....         | 20 | 187.....      | 17 | 50.....     | 9  |
| BF-BUSH.....    | 22     | PX-EL.....         | 19 | 190.....      | 18 | 51.....     | 9  |
| BF-CAP.....     | 21     | PX-EL-MA.....      | 19 | 200.....      | 10 | 55.....     | 10 |
| BF-COUP.....    | 21     | PX-PG.....         | 19 | 210.....      | 10 | 55-R.....   | 10 |
| BF-CPL.....     | 22     | PX-SWVADT-FE.....  | 20 | 201.....      | 12 | 56.....     | 10 |
| BF-DEL.....     | 22     | PX-SWV-EL-FIP..... | 19 | 202.....      | 12 | 57.....     | 10 |
| BF-RCOUP.....   | 22     | PX-T.....          | 19 | 202-45.....   | 12 | 60.....     | 4  |
| BF-STEL.....    | 21     | PX-T-R.....        | 19 | 202-90.....   | 12 | 60DWH.....  | 20 |
| BF-T.....       | 21     | RSNU-4.....        | 7  | 203.....      | 13 | 60-INS..... | 4  |
| BF-UN.....      | 22     | S-1.....           | 15 | 204.....      | 13 | 60IM.....   | 20 |
| C-1.....        | 7      | S-2.....           | 15 | 231.....      | 18 | 60-P.....   | 4  |
| FGH.....        | 13     | S-3.....           | 15 | 270.....      | 15 | 61.....     | 4  |
| FMRA.....       | 7      | SA-60.....         | 4  | 271.....      | 15 | 61-C.....   | 4  |
| GH-88.....      | 13     | SFRN.....          | 7  | 272.....      | 15 | 61-CAP..... | 4  |
| GH-94.....      | 13     | SNU-4.....         | 5  | 273.....      | 15 | 61-L.....   | 4  |
| H-10.....       | 13     | TAC.....           | 16 | 274.....      | 15 | 61-L.....   | 4  |
| H-10-A.....     | 13     | 100.....           | 10 | 275.....      | 15 | 62.....     | 4  |
| H-11.....       | 13     | 100-F.....         | 10 | 285.....      | 17 | 62-C.....   | 6  |
| H-14.....       | 14     | 101.....           | 10 | 286.....      | 17 | 62-R.....   | 4  |
| H-15.....       | 14     | 101-CS.....        | 10 | 287.....      | 17 | 62-R-C..... | 6  |
| H-15-A.....     | 14     | 101-SL.....        | 10 | 288.....      | 17 | 64.....     | 4  |
| H-16.....       | 14     | 102.....           | 11 | 289.....      | 17 | 64-R.....   | 4  |
| H-1-C.....      | 14     | 103.....           | 11 | 290.....      | 16 | 65.....     | 5  |
| H-1.....        | 13     | 104.....           | 11 | 295.....      | 16 | 65-R.....   | 5  |
| H-1-D.....      | 13     | 105.....           | 11 | 296.....      | 16 | 65-R-C..... | 6  |
| H-2.....        | 13     | 105-IFN.....       | 10 | 297.....      | 16 | 66.....     | 5  |
| H-3.....        | 13     | 106.....           | 11 | 297-T.....    | 16 | 66-C.....   | 6  |
| H-4.....        | 13     | 106-R.....         | 11 | 306.....      | 11 | 6747.....   | 17 |
| H-5.....        | 13     | 120DWH.....        | 20 | 306-R.....    | 11 | 6748.....   | 17 |
| H-5-M.....      | 13     | 121.....           | 18 | 309.....      | 11 | 6749.....   | 17 |
| H-6.....        | 13     | 124.....           | 6  | 309-45.....   | 11 | 68.....     | 5  |
| H-7.....        | 13     | 126.....           | 18 | 309-8-R.....  | 18 | 68-C.....   | 6  |
| H-8.....        | 13     | 127.....           | 18 | 309-12-R..... | 18 | 69.....     | 5  |
| K-1.....        | 8      | 128.....           | 18 | 310.....      | 12 | 69-45.....  | 5  |
| LAC.....        | 15, 16 | 129.....           | 18 | 310-M.....    | 12 | 69-C.....   | 6  |
| LFRN.....       | 7      | 12-CV.....         | 18 | 311.....      | 12 | 70.....     | 5  |
| M-670.....      | 17     | 130.....           | 18 | 312.....      | 12 | 70-C.....   | 6  |
| M-671.....      | 17     | 131.....           | 18 | 314.....      | 12 | 71.....     | 5  |
| M-672.....      | 17     | 136.....           | 18 | 315.....      | 12 | 72.....     | 6  |
| M-675.....      | 17     | 1600.....          | 14 | 316.....      | 12 | 72DWH.....  | 20 |
| M-676.....      | 17     | 1600-LH.....       | 14 | 41-L.....     | 7  | 72IM.....   | 20 |
| MFGH.....       | 13     | 1601.....          | 14 | 41-S.....     | 7  | 85.....     | 14 |
| MGH.....        | 13     | 1602.....          | 14 | 42.....       | 7  | 86.....     | 15 |
| N-4.....        | 7      | 1603.....          | 14 | 42-R.....     | 7  | 87.....     | 15 |
| NS-4.....       | 7      | 1604.....          | 14 | 44.....       | 8  | 96DWH.....  | 20 |
| PX-ADFESWT..... | 19     | 1605-F4.....       | 14 | 44-R.....     | 8  | 98-R.....   | 10 |
| PX-ADMA-SW..... | 20     | 1606.....          | 14 | 45.....       | 8  | 99.....     | 10 |
| PX-ADT-FE.....  | 20     | 1607.....          | 14 | 46.....       | 8  |             |    |
|                 |        |                    |    | 48.....       | 9  |             |    |



## GENERAL INFORMATION AND POLICY

**ORDERING:** Please state the quantity, part number and description of each item, preferably in that order, to avoid any delays and help speed up the processing of your order. Whenever possible, always order by standard carton packs. This will speed up the processing of your order as well as give you the benefit of the quantity pricing and packaging.

**COUNTER SERVICE:** Customers are welcome to visit our California showroom where catalog items are available. Orders for will-call must be phoned in a minimum of 3 hours in advance in order to avoid a long waiting period once you arrive.

**PRICES:** Prices quoted are F.O.B. our warehouse and are subject to change without notice. All prices are subject to State and Federal taxes. State Sales Tax will be added to all orders unless an up-to-date resale card is on file.

**STOCK ITEMS:** Illustrations are for identification purposes only and do not necessarily represent the product of a specific manufacturer.

**PERFORMANCE:** We will endeavor to meet all shipping schedules; however, Luminance will not pay any amount, whether identified as a penalty or as liquidated damages, for failure to meet a shipping schedule.

**FREIGHT ALLOWANCE:** Orders of \$1,500.00, or higher, will be shipped Freight Allowed to a single destination in the Continental U.S.A. All qualifying orders will be shipped pre-paid by our selected carriers. This allowance is granted provided the invoice is paid in full within the terms indicated on the invoice. All goods, for delivery within the Continental U.S.A., are shipped from Luminance's Distribution centers. Luminance reserves the right to change the freight policy on an individual account basis if term and payment obligations are not fulfilled. We will pass on any special carrier handling charges such as inside delivery fees, re-delivery charges, residential delivery fees, lift gate services, C.O.D. Fees, Etc.

**INITIAL ORDERS:** Unless a credit application has been received, processed and approved, all initial orders will only be shipped when prepaid by credit card (All major credit cards) or paid in advance prior to shipment of merchandise.

**PAYMENT TERMS/CREDIT:** Are provided based on credit review and payment history.

**CREDIT CARDS:** For your convenience we now accept all major credit cards for all orders.

**PAST DUE ACCOUNTS:** No orders will be shipped until all overdue balances are cleared.

**RETURNED CHECKS:** A \$50.00 service charge will be placed on all checks returned to us by the bank for non-payment. Once a check has been returned to us for non-payment, we will no longer honor checks from that individual or firm.



## RETURN POLICY AND WARRANTY/LIABILITY

**REFUSED SHIPMENTS:** Any Shipment that is refused in whole or in part will result in a 30% restocking charge as well as freight charges both ways. NO EXCEPTIONS

**SHIPMENTS:** If you receive your order damaged or with shortages proceed as follows:

- 1)Receive the shipment. Refusal of shipment may result in extra fees or freight charges, being owed by the customer.
- 2)All damage observed upon receipt of goods must be acknowledged by the driver prior to leaving.
- 3)Do not remove any damaged merchandise from the original carton until an inspection has been made by the driver.
- 4)Please have the driver initial the packaging slip before you sign the delivery receipt.
- 5)Request instruction on filing a claim with the carrier and follow their instructions.
- 6)Contact Luminance Claims Department to report the problem. Please reference your account and invoice number. Once the Claims Department has gathered the necessary information they will issue an RGA, if applicable.

**RESTOCKING CHARGE:** There will be a 30% restocking charge, with a \$50.00 minimum, for all merchandise returned unless the reason for the return was the fault of Luminance. Non-stock and discontinued items are not subject to return. Currently stocked items must be returned WITHIN 30 DAYS. Merchandise will not be accepted for return if it will create an overstock position.

**CLAIMS:** All claims for defective merchandise must be made within 30 days of receipt of the order. No returns will be accepted without verbal or written permission in which an RGA (Return Good Authorization) Number will be issued. This RGA# is valid for 30 days only and must be clearly marked on each carton to be returned. An itemized list of the merchandise and the original invoice number must accompany all returns. An RGA# must be obtained before any Counter Service return is accepted.

**PACKAGING:** Due to the structural sensitivity of All Glass Shades 13INCH or larger in diameter, we must ship them by ground freight only. If you request shipment by air freight, it is done so at your own risk and expense. Please note: When shipping by air freight additional packaging is required resulting in larger or oversize cartons. Transportation costs can be higher on larger or oversize cartons.

## RETURN POLICY AND WARRANTY/LIABILITY

**LIMITED WARRANTY/LIABILITY:** The Seller warrants it has title to the products delivered hereunder ("Product") and may properly sell the same to Buyer and that such product will conform to Seller's then current specifications. Buyer assumes responsibility to analyze Product, and Seller shall have no liability if Buyer uses the Product in any way that does not conform to the aforesaid specifications. Buyer represents that it is familiar with the characteristic of Product and assumes all responsibility and liability for and will indemnify and hold Seller harmless from any and all loss or injury to persons or property arising out of handling, use or possession of Product delivered to it. IN THE EVENT THAT THIS DISCLAIMER OF LIABILITY IS HELD BY A COURT OF COMPETENT JURISDICTION NOT TO APPLY TO BUYER, SELLER'S MAXIMUM LIABILITY TO BUYER ON ANY CLAIM IN ANY WAY CONNECTED WITH THE SALE OR USE OF ANY OF THE PRODUCTS, WHETHER LIABILITY ARISES CONTRACT, FROM BREACH OF WARRANTY, IN TORT OR OTHERWISE, SHALL BE LIMITED TO THE PRODUCT'S INVOICE PRICE. The Seller does not warrant that its products will meet or comply with the requirements of any safety code or regulation of any state, municipality, or other jurisdiction. If any sample or model was shown to the Buyer, such sample or model was used merely to illustrate the general type and quality of the products and not to represent that the products would necessarily conform to the sample or model. No action, regardless of form, shall be maintained hereunder unless the facts giving rise to it are discovered within 12 months of shipment and written notice hereof given to Seller within 30 days of discovery. Products which are replaced by Seller in accordance with foregoing shall become the property of Seller and shall be returned to it by the Purchaser F.O.B. point of shipment.

**JURISDICTION/VENUE:** In any action between Buyer and Seller relating to the Product or these terms, Buyer consents to the exclusive jurisdiction of the federal and state courts of the State of California, U.S.A., and agrees that the action will be properly venued in any such court. If Buyer is located outside the U.S., Seller reserves the right to initiate legal action against Buyer in a court located outside of the State of California, U.S.A.





**CENTURY BRASS PLUMBING**  
A DIVISION OF LUMINANCE

**NATIONAL HEADQUARTERS**

721 BROADWAY AVE. SUITE 3 HOLBROOK, NEW YORK 11741

**T:** 800.794.0224 x1613 OR x1611 | **F:** 800.794.0208

**BRANCH LOCATIONS**

LOS ANGELES, CA | DALLAS, TX

[terry@centurysalesmfg.com](mailto:terry@centurysalesmfg.com)