

For Commercial and Industrial Applications

Job Name _____

Contractor _____

Job Location _____

Approval _____

Engineer _____

Contractor's P.O. No. _____

Approval _____

Representative _____

LEAD FREE*

Series LFIT6300, LFIS6301

2-Piece, Full Port, Ball and Waste Brass Ball Valves

Sizes: 1/2" – 1" (15 – 25mm)

Series LFIT6300, LFIS6301 2-Piece, Full Port, Ball and Waste Lead Free* Copper Silicon Alloy Ball Valves feature a side drain port to drain or vent downstream line when the valve is in the off position. The LFIT6300, LFIS6301's full port orifice ensures maximum flow capacity and its ball is wiped clean during each operation of the valve. The LFIT6300, LFIS6301 features Lead Free* construction to comply with Lead Free* installation requirements.

Features

- Drain port allows draining or venting of downstream line when valve is in the off position
- Full port
- Virgin PTFE valve seats are standard. Suitable for a full range of liquids and gases. Consult factory for specific applications
- Ball is wiped clean during each operation of the valve
- Blow-out proof, pressure retaining stem
- Vinyl insulator on heavy duty handles
- Fast, quarter-turn open or close operation
- Low operating torque
- Adjustable stem packing gland

Models

LFIT6300 1/2" – 1" (15 – 25mm) threaded NPT end connections

LFIS6301 1/2" – 1" (15 – 25mm) solder end connections*

Specifications

A 2-piece, full port, ball and waste brass ball valve shall be installed as indicated on the plans. Lead Free* 2-Piece, Full Port, Ball and Waste Lead Free* Copper Silicon Alloy Ball Valves shall be constructed using Lead Free* materials. Lead Free valves shall comply with state codes and standards, where applicable, requiring reduced lead content. The valve shall have a side drain port to drain or vent downstream line when valve is in the off position. Valve shall have blow-out proof stems, virgin PTFE seats and full port. Valve shall be pressure rated at 600psi (41 bars) WOG non-shock. Valve shall be a Watts Series LFIT6300 (threaded) or LFIS6301 (solder).



LFIT6300



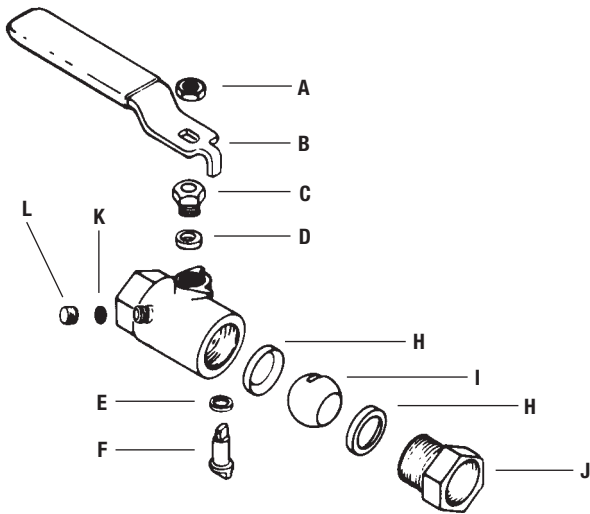
LFIS6301

*This valve is designed to be soft soldered into lines without disassembly using low temperature solder (420°F, 216°C). Other solders, such as 95/5 tin antimony (460°F, 238°C) or 96/4 tin silver (430°F, 221°C), can be used. However, extreme caution must be used to prevent seat damage. Higher temperature solders will damage the seat material. ANSI B16.18 states that the maximum operating pressure of 50-50 solder connection is 200psi (14 bars) at 100°F (38°C) and decreases with higher temperatures.

Apply heat with the flame directed AWAY from the center of the valve body. Excessive heat can harm the seats. After soldering, the packing nut may have to be tightened.

*The wetted surface of this product contacted by consumable water contains less than 0.25% of lead by weight.

Materials



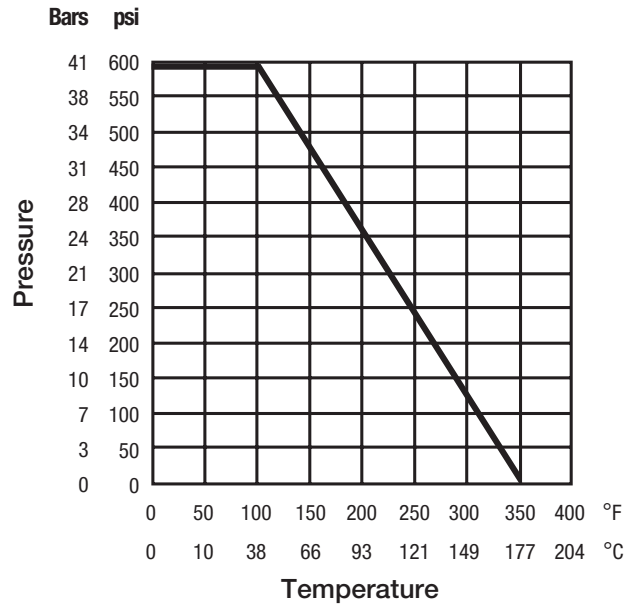
A	Handle Nut	Brass
B	Handle	Lead Free* zinc plated carbon steel with vinyl insulator
C	Packing Nut	Brass
D	Stem Packing	PTFE
E	Thrust Washer	PTFE
F	Stem	Brass
G	Body	Lead Free* Copper Silicon Alloy
H	Seats	PTFE
I	Ball	Lead Free* brass
J	Adapter	Lead Free* Copper Silicon Alloy
K	Seal	NBR
L	Cap	Brass

Pressure — Temperature

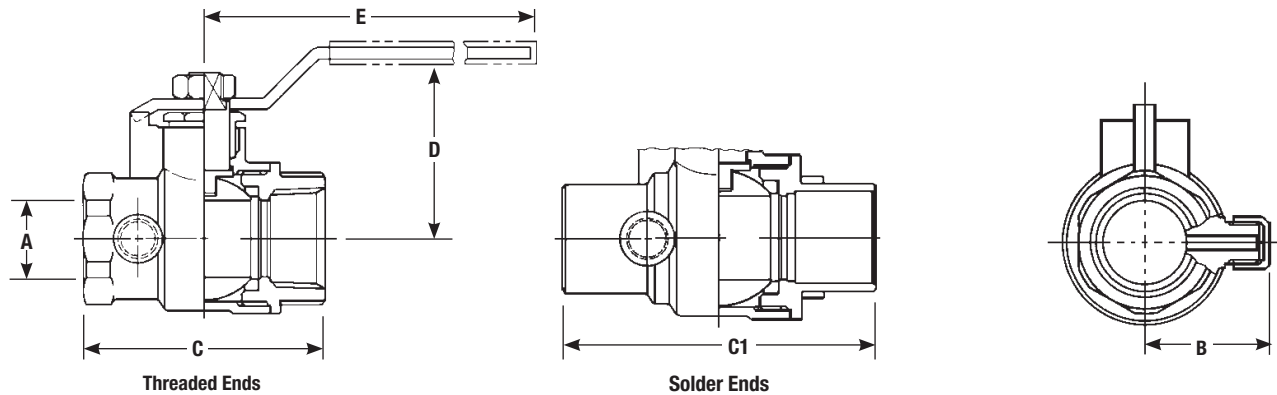
Temperature Range: 0°F – 350°F (–18°C – 176°C)

Maximum Working Pressure: 600psi (41 bars) WOG non-shock

VALVE SEAT RATING



Dimensions — Weights



SIZE (DN)		DIMENSIONS										WEIGHT			
in.	mm	A		B		C		C1		D		E		lbs.	kg.
		in.	mm	in.	mm	in.	mm	in.	mm	in.	mm	in.	mm		
1/2	15	1/2	15	1	25	2	51	2 1/8	54	1 9/16	39	3 5/16	84	.5	.2
3/4	20	3/4	20	1 3/16	30	2 7/16	62	2 15/16	74	2	51	4 9/16	118	.9	.4
1	25	1	25	1 3/8	35	3	80	3 3/16	90	2 3/16	55	4 5/8	118	1.4	.6



A Watts Water Technologies Company



ISO 9001-2008
CERTIFIED

USA: Tel: (978) 688-1811 • Fax: (978) 794-1848 • www.watts.com

Canada: Tel: (905) 332-4090 • Fax: (905) 332-7068 • www.watts.ca