

Data Sheet

Oil Nozzles Type H, S-S, ES, P and B

Application

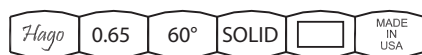
Danfoss Hago oil nozzles are designed for domestic and commercial high pressure oil burners operating with light or heavy fuel. An optimal combustion process is only achieved by a perfect match between nozzle capacity and spray pattern, air supply and air distribution and the design of combustion chamber.

Danfoss Hago offers a very broad range of nozzles with different capacity and spray patterns – which means that it is possible to cover all demands in the market.


Features: Light and heavy fuel.

Identification

The nozzles are marked with the following information (example):



Stamped on the flats:

0.65	GPH at 100 psi, (~ 7 bar) 35 SSU (2.7 cSt)
60°	Spray angle
SOLID	SOLID for "Solid" spray pattern
	Batch code

Technical Data

Material and construction

Nozzle tip and disc AISI 416 grade stainless steel
filters size dependent

Program

For sizes available please refer to nozzle matrix in product overview, Oil Burner Nozzles Series - Steel.

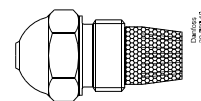
Recommended tightening torque

- 200-310 in-lbs (25-35 Nm)
- 130-180 in-lbs (15-20 Nm) for brass nozzle holder

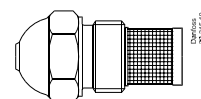
Maximum tightening torque

- 310 in-lbs (35 Nm)
- 220 in-lbs (25 Nm) for brass nozzle holder

Filters

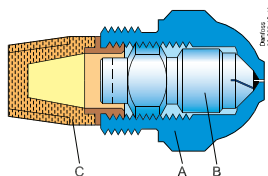


Capacity 0.40 – 1.35 GPH
30-40 µm sintered bronze filter

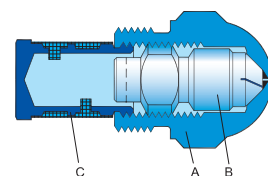


Capacity from 1.50 GPH
120 mesh stainless steel strainer

Design



A: Tip.
B: Disc.
C: Sintered filter.



A: Tip.
B: Disc.
C: Strainer.

Available Spray patterns:

H: Hollow Cone (red caps)

Hollow spray pattern with higher volume concentration in the periphery of the spray. Well suited for low firing rates and burners with hollow air pattern.

S-S: Semi Solid Cone (blue caps)

Semi solid spray pattern which is the optimal choice for applications where exact air pattern or spray pattern requirements can't be established.

P: Solid Cone (green caps)

The P-series is an extension of the B and ES series for higher flow rates. The series is recommended to reduce combustion noise and pulsations.

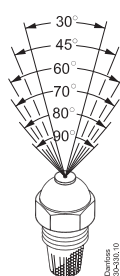
B: Solid Cone (black caps)

Even distributed spray pattern – well suited for burners with even distributed air pattern. Well suited for high static pressure flame retention burners.

ES: Solid Cone (green caps)

The original solid cone series for low flow rates.

Spray angles



Schematic spray patterns



H series




S-S series



ES series



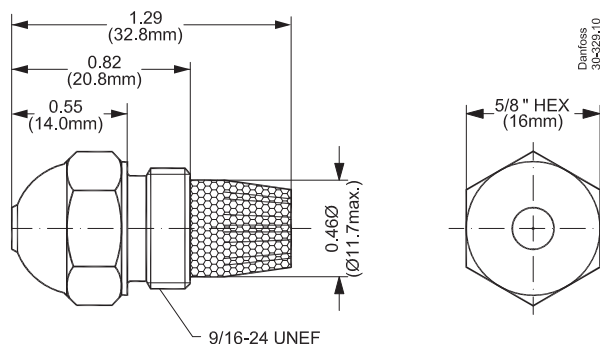
P series



B series

Dimensions

Dimensions for reference only.



Danfoss Hago Inc.
1120 Globe avenue
Mountainside, NJ USA 07092
Tel. 908-232-8687
Fax. 908-232-7246
E-mail: hago@danfoss.com
www.hago.danfoss.com

Danfoss can accept no responsibility for possible errors in catalogues, brochures and other printed material. Danfoss reserves the right to alter its products without notice. This also applies to products already on order provided that such alterations can be made without subsequential changes being necessary in specifications already agreed. All trademarks in this material are property of the respective companies. Danfoss Heating Solutions and the Danfoss Heating Solutions logotype are trademarks of Danfoss A/S. All rights reserved.