






www.acmemiami.com

Product Catalog

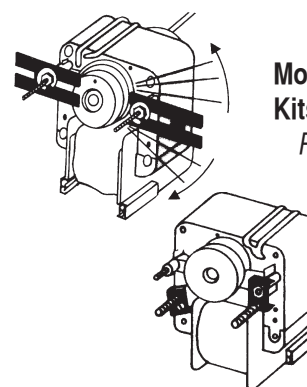


Contents

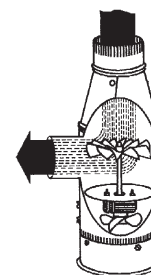
Defrost Heaters	1
Flexible Bend-to-Fit for Coils & Condensate Pans	
700 Series and Ball Bearing Motor Kits	2 & 3
Commercial Refrigeration Motor Kits	
Direct Replacement Commercial Motor Kits	4
Commercial Evaporator Fan Motors, Bohn, Peerless, Traulsen, Delfield	
General Replacement Motor Kits	5
600 and 4670 Series	
Motor Reference	6
Technical Specifications Skeleton Frame Motors	
Direct Replacement Refrigerator Motors	7
For Domestic Refrigerators	
DryerJet	8
Clothes Dryer Vent Booster	
DryerJets, Crossflow and Tangential Blowers	9
Duct Fans and Thru the Wall Fans	10
Dampers and Zone Control	11
Relief Dampers and Manual Valve Dampers	12
Aluminum Fan Blades	13
Six New Fan Blades — 6", 7" and 10" Diameters	
Motor Accessories	14
Motor Mounts, Rainshields, Grommets	
Ice Machine Pumps	15
Specialty Motors	16
Vending Machine Motors, Venturis, Spider Mount Motors, Double Shaft Motors	




**Flexible
Defrost
Heaters**
Page 1



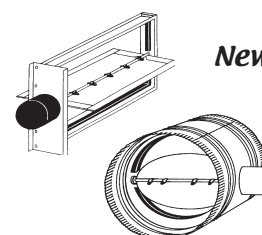
**Motor
Kits**
Page 2 - 9



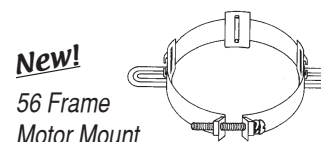
Dryer Jets
Page 8 - 9



Duct Fans
Page 10




New Products!
**Dampers &
Zone Control**
Page 11 - 12



New!
**56 Frame
Motor Mount**
**Motor
Accessories**
Page 14

Flexible Bend-to-Fit



Defrost Heaters

For evaporator coils and condensate drain pans in commercial refrigeration.


Bend and shape easily with hands at jobsite. Quickly replace almost any defrost heater. Measure length of original and order a similar length.

8 models do it all

Part #	Watts	Volts	Amps	Sheath Length	Heated Length
2045	300	120	2.5	45"	31"
2068	450	120	3.8	68"	54"
2091	675	240	2.9	91"	77"
2105	850	240	3.6	105"	91"
2118	1000	240	4.1	118"	104"
2150	1350	240	5.7	150"	136"
2188	1250	240	5.2	188"	174"
2216	1500	240	6.2	216"	202"

- Heaters constructed of .250 diameter incoloy
- Heaters can be linked together to create additional length.
(See instructions for details.)

700™ Series Motor Kits



ACME 700™



1/100 HP, 3000 RPM, 110V, .35 amps
Replace any skeleton motor using up to a 5 1/2" Fan Blade

KIT CONTAINS:

- Acme 5/8" stack Reversible fan motor
- Patented hardware
- 2 H-Brackets

3 Fan Blades

- 5 1/2" CCW #255
- 4" CW #2403
- 5.56" CCW #556 direct replacement for O.E.M. fan blade Bohn/Heatcraft, Peerless



ACME 750™ & 7502™

750

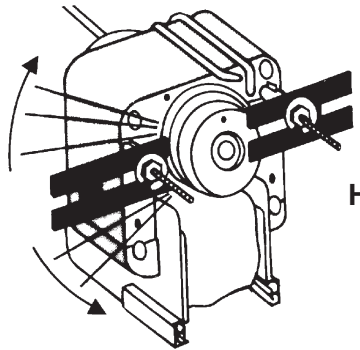
1/45 HP, 3000 RPM, 110V 1.1 amps

7502

Dual Voltage Motor 1/45 HP, 3000 RPM
110V 1.1 amps
220V .55 amps

KITS CONTAIN:

- Acme Reversible fan motor 1-1/8" stack with Auto Thermal Reset
- Patented hardware and shaft adapter to fit 3/16", 1/4", 5/16" bores
- 2 H-Brackets



H-Bracket Mount

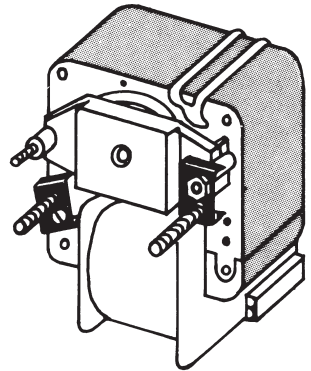
Specially designed motor, fan blade and mounting hardware kits available by request.

ACME 702™

700 Kit with 220V motor, 1/100 HP, .20 amps

ACME 707

700 Kit with 7/8" stack 110V motor, 1/55 HP, .9 amps.



Special Refrigeration Mounting Hardware Bohn, GE, Peerless, Delfield and others

More 700™ Series Motor Kits



ACME 7402™

Two O.E.M Style Fan Blades

7/8" stack Dual Voltage motor
110V / 220V 3000 RPM

- 110V .9 amps, 220V .45 amps. Auto Thermal Reset, 1/55 HP
- Patented shaft adapters
- Bohn mounting hardware
- #556, 5.56", CCW fanblade for Bohn/Heatcraft, Peerless and others.
- #2603, 6", CW fanblade for Traulsen, Russell and others.
- 2 H-Brackets

ACME 710 - 712

- Kit with 5/8"stack, 1/100 HP 110V, .35 amps.
- 5 1/2 CCW #255 Fan Blade
- Standard mounting hardware,
- 2 H-Brackets

ACME 712 220V model

ACME 780

- 7/8" stack 110V motor, 1/55 HP, .9 amps.
- Patented shaft adapters
- Standard mounting hardware

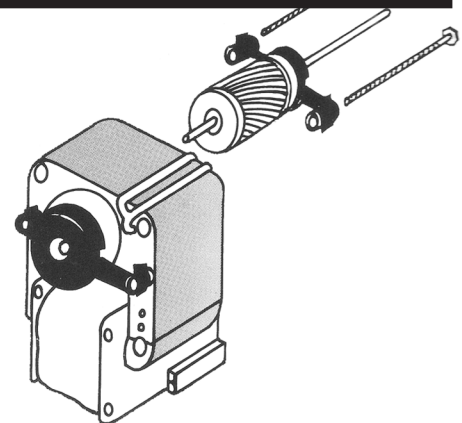
ACME 7802


- Dual Voltage Motor 110/220V
- 110V .9 amps.
- 220V .45 amps
- Includes 780 package and Bohn/Heatcraft mounting hardware.

Easily Reversible Ball Bearing Motors

Most Kits Available with Ball Bearing Motors including these popular models

- | | |
|-----------|-----------|
| • BB-700 | • BB-702 |
| • BB-750 | • BB-7502 |
| • BB-4670 | • BB-4672 |





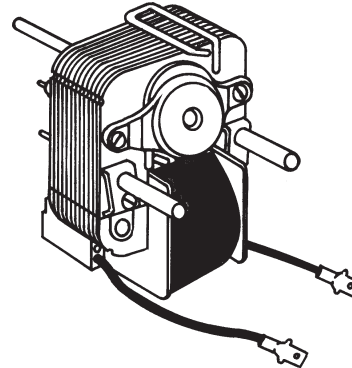

85 and 86
Direct Replacement for Bohn/Heatcraft Commercial Evaporator Fan Motors

- 5'8" stack motor with mounting hardware in place for Bohn/Heatcraft
- Motor drops right in place
- O.E.M. style replacement Includes Fan Blade #556
- 110V, 3000 RPM, 1/100 HP
- #85 Replaces Uppco 85, EM-691
- #86 is 220V
- #86 Replaces Uppco 86, EM-692

7491 and 7492

Direct Replacement for Peerless Fan Motors

- 7/8" stack motor with mounting hardware in place for Peerless
- Auto Thermal Reset
- Motor drops right in place
- O.E.M. style replacement. Includes Fan Blade #556.



- 3000 RPM, 1/55 HP
- # 7491
- 110V .9 amps Replaces Peerless 3491
- # 7492 Dual voltage
- 110V .9 amps
- 220V .45 amps Replaces Peerless 3491, 3492

ACME 7461 and 7462

Direct Replacement Evaporator Motor & Fan Blade for Traulsen

Acme # 7461

- 7/8" stack motor 110V, .9 amp
- 3000 RPM ,1/55 HP
- Howard-type mounting system in place
- Auto Thermal Reset
- Includes O.E.M. style replacement Fan Blade #2603. 6" diameter CW rotation.
- Replaces Traulsen 297424 Howard 1175-12-4589

Acme # 7462

- Dual Voltage Motor Kit
- 110V / 220V
- .9 amp / .45 amp
- 3000 RPM, 1/55 HP
- Includes O.E.M. style replacement Fan Blade #2603. 6" diameter CW rotation.
- Replaces Traulsen 297424, 33126 Howard 1175-12-4589 Howard 1175-12-4591

ACME 7466 and 7467

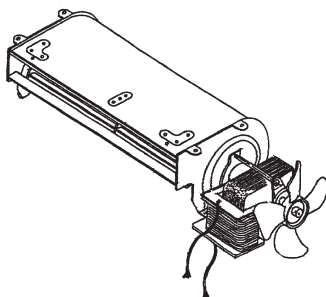
Direct Replacement Evaporator Motor & Fan Blades for Delfield

Acme # 7466

- 5/8" stack motor, 110V, 3000 RPM, 1/100 HP
- Howard-type mounting system in place
- Impedance Protected
- Replaces Delfield 216-274

Acme # 7467

- 5/8" stack motor, 110V 3000 RPM, 1/100 HP
- Howard-type mounting system in place
- Impedance Protected
- Drops right in place – no adapting needed.
- Includes 2 O.E.M. style fan blades #2513 (5") and #556 (5.56")
- Replaces Delfield 216-271



Direct Replacement
Traulsen Blowers

#1450 replaces:

- Traulsen SER-33427-02
- Traulsen 338-33428-00

For under-counter commercial refrigeration units. Unit complete with 300 mm tangential blower. **Ball Bearing motor** in place and cooling fan included.

General Replacement Motor Kits

4600 Series Motor Kits include the patented H-Bracket Mounting System for ease and flexibility. H-Brackets make it easy to replace hundreds of standard units using 3.3", 3.5" and 4" round motors.


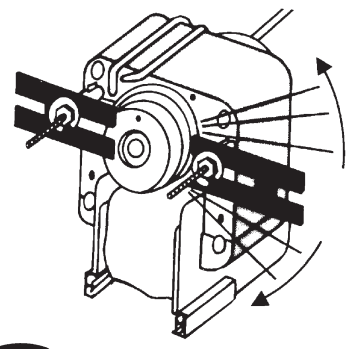
4670

KIT CONTAINS:

- Fan Blades 4" CW #2403 and 5 1/2" CCW #255
- Single speed reversible motor 5/8" stack impedance protected, 3000 RPM. 1/100 HP, 110V, .35 amps
- Patented H-Bracket Mounting System.
- All necessary screws, nuts and wire nuts.
- Permanently lubricated bronze bearings.

4672 220V motor, 1/100 HP

4673 2 Speed, 110V motor, 3000/1550 RPM, 1/100 HP



ACME 600 Reversible Evaporator Fan Motor Kit



with the patented **H-Bracket** Mounting System

H-Brackets allow infinite mounting flexibility both upward & downward and side to side.

KIT CONTAINS:

- Acme reversible motor CW or CCW 3000 RPM. 1/100 HP, 110V, .35 amps
- 3-1/2" CW #2303 and CW #2403 fan blades
- H-Bracket hardware
- Impedance protected
- Mounting hardware

ACME 602 220V motor, 1/100 HP



4650

Vent Fan Motor

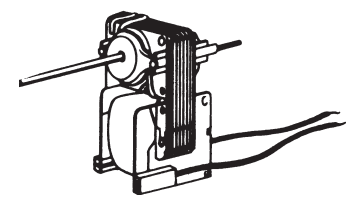
Replacement motor with plug and OEM style impeller for Nutone N65878, EM-550, VFM-100 and others. 110V, .65 amps, CCW Rotation.

ACME 106 Powerful Pee-Wee Motor

Drives any 4" Blade. Fits where other motors won't.

KIT CONTAINS:

- Reversible motor
- 3000 RPM, 110V
- 1/150 HP, .3 amps
- Patented Shaft Adapts to 3/16"
- All Hardware
- 4" Blade



ACME 800

Replaces hundreds of O.E.M. part numbers with shafts up to 2-1/2" long. Choose the proper diameter, slip on shaft and snip to length.

- 1/150 HP, 110V
- 3000 RPM.
- .3 amps
- 3 Slip n' Snip Shafts
- Reversible motor
- All Mounting Hardware

Reversible Special Replacements

Part #	HP	Volts	Rotation	amp	Stack Size	RPM	Shaft Size	Fan Blades	Bag #	Description
700	1/100	110	CW	.35	5/8"	3000	3/16" X 1.4"	4", 5-1/2", 5.56"	2	replace Bohn/Heatcraft, Peerless, general
702	1/100	220	CW	.20	5/8"	3000	3/16" X 1.4"	4", 5-1/2", 5.56"	2	replace Bohn/Heatcraft, Peerless, general
707	1/55	110	CW	.9	7/8"	3000	3/16" X 1.4"	5-1/2"	2	700 Kit with larger motor
750	1/45	110	CW	1.1	1-1/8"	3000	3/16" X 1.4"		1, 3	replace Bohn/Heatcraft, Peerless, general
7502	1/45	110/220	CW	1.1/.55	1-1/8"	3000	3/16" X 1.4"		1, 3	replace Bohn/Heatcraft, Peerless, general

Direct Replacements

Part #	HP	Volts	Rotation	amp	Stack Size	RPM	Shaft Size	Fan Blades	Bag #	Description
550	1/125	110	CCW	.3	1/2"	3000	3/16" X 1.5"	4" CCW	1	vending machine motor
85	1/100	110	CW	.35	5/8"	3000	3/16" X 1.4"	5.56"	4	replace Bohn/Heatcraft – mounting
86	1/100	220	CW	.20	5/8"	3000	3/16" X 1.4"	5.56"	4	hardware in place, OEM fan
7461	1/55	110	CW	.9	7/8"	3000	3/16" X 1"	6"	4	Traulsen direct replace mounting
7462	1/55	110/220	CW	.9/.45	7/8"	3000	3/16" X 1"	6"	4	hardware in place, OEM fan
7466	1/100	110	CW	.35	5/8"	3000	3/16" X .7"	hub	4	Delfield direct replace, hardware in place
7467	1/100	110	CW	.35	5/8"	3000	3/16" X .7"	5", 5.56"	4	Delfield with 2 OEM style fan blades
7491	1/55	110	CW	.9	7/8"	3000	3/16" X .55"	5.56"	4	direct replace with mounting
7492	1/55	110/220	CW	.9/.45	7/8"	3000	3/16" X .55"	5.56"	4	hardware in place, OEM fan blade

Reversible Replacements

Part #	HP	Volts	Rotation	amp	Stack Size	RPM	Shaft Size	Fan Blades	Bag #	Description
106	1/150	110	CW	.3	3/8"	3000	1/8" X 1.5"		1	general replacement, optional 4" fan blade
600	1/100	110	CW	.35	5/8"	3000	3/16" X 1.4"	3-1/2", 4"	1	general replacement
602	1/100	220	CW	.20	5/8"	3000	3/16" X 1.4"	3-1/2", 4"	1	general replacement
710	1/100	110	CW	.35	5/8"	3000	3/16" X 1.4"	5-1/2"	1	general replacement
712	1/100	220	CW	.18	5/8"	3000	3/16" X 1.4"	5-1/2"	1	general replacement
780	1/55	110	CW	.9	7/8"	3000	3/16" X 1.5"		1, 3	general replacement
7402	1/55	110/220	CW	.9/.45	7/8"	3000	3/16" X 1.5"	5.56", 6"	1, 3	replaces EM-675, Mars 90970
7802	1/55	110/220	CW	.9/.45	7/8"	3000	3/16" X 1.5"		1, 3	replaces EM-675, Mars 90970
800	1/150	110	CW	.3	3/8"	3000	3/16" X 1.4"		1	general replacement
4650	1/100	110	CW	.65	5/8"	3000	3/16" X 1.4" flat	4.62" impeller	-	replaces EM-550, VFM-100, Nutone 65878 w/plug
4670	1/100	110	CW	.35	5/8"	3000	3/16" X 1.4"	4", 5-1/2"	1	replaces EM-670, SM-670, 33-670, 90971
4672	1/100	220	CW	.20	5/8"	3000	3/16" X 1.4"	4", 5-1/2"	1	replaces EM-672, SM-672, 33-672, 90982
4673	1/100	110	CW	.35	5/8"	3000/1550	3/16" X 1.4"	4", 5-1/2"	1	replaces EM-673, SM-673, 33-673

Most 3000 RPM Motors Available with Ball Bearings

Fan Blades

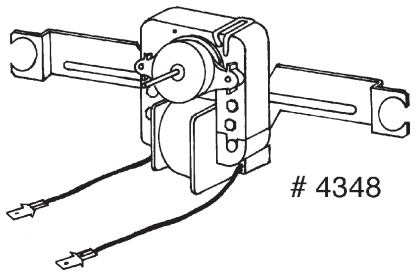
Size	Part #	Rotation	CFM	Description
3-1/2"	2303	CW	65	4 vanes
4"	2403	CW	110	5 vanes
4"	2413	CCW	110	used in 550 Kit *
4.62"	462	impeller	50	for Nutone 65878
5-1/2"	255	CCW	240	4 vanes
5.56"	556	CCW	235	Bohn/Heatcraft, Peerless fan
6"	2603	CW	216	Traulsen fan blade
6"	2613	CCW	300	4 vanes

Hardware Bags

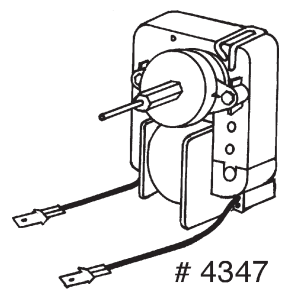
Bag # 1	H-Brackets & C-washers, wirenuts
Bag # 2	Bohn/Heatcraft mounting hardware H-Brackets & C-washers, wirenuts
Bag # 3	Bohn/Heatcraft mounting hardware Shaft adapters, wirenuts
Bag # 4	wirenuts & fasteners for installed mounting hardware

* 550 Kit includes double spade terminals
CFM figures are 3000 RPM at free air

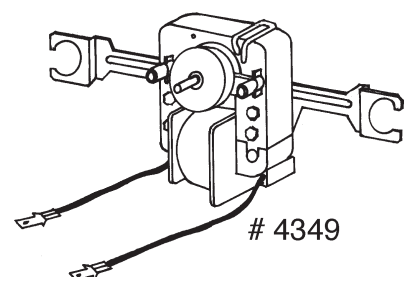
Direct Replacement Refrigerator Evaporator Fan Motors



4348 Direct Replacement for Whirlpool #2163766 Whirlpool #2183833



4347 Direct Replacement for Whirlpool #2149299
4350 Direct Replacement for Whirlpool #2214986

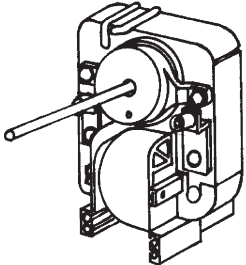


4349 Direct Replacement for Whirlpool #4318017. Includes O.E.M. Style Fan Blade

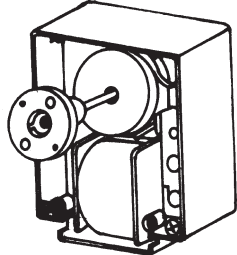
Acme Miami has a full line of direct replacement refrigerator evaporator fan motors complete with necessary mounting hardware installed.

- AM-4301 Frigidaire
- AM-4302 GE / Hotpoint
- AM-4304 Frigidaire
- AM-4305 GE / Hotpoint
- AM-4306 Franklin
- AM-4307 Gibson
- AM-4310 GE / Hotpoint
- AM-4311 Gibson
- AM-4312 Frigidaire
- AM-4315 Gibson / Kelvinator
- AM-4316 Westinghouse
- AM-4317 GE / Hotpoint
- AM-4319 Westinghouse
- AM-4321 Philco
- AM-4322 Philco
- AM-4323 Philco
- AM-4324 Philco
- AM-4326 Philco
- AM-4327 Whirlpool
- AM-4328 Whirlpool
- AM-4329 Whirlpool
- AM-4330 Frigidaire
- AM-4331 Frigidaire
- AM-4332 Frigidaire
- AM-4333 Frigidaire
- AM-4334 Admiral
- AM-4335 Admiral
- AM-4336 Gibson
- AM-4337 Amana / Westinghouse
- AM-4338 GE / Hotpoint
- AM-4339 Amana
- AM-4347 Whirlpool
- AM-4348 Whirlpool
- AM-4349 Whirlpool

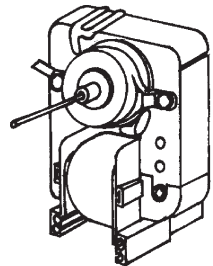
GE / Howard Mount
4302, 4304, 4312, 4315, 4337



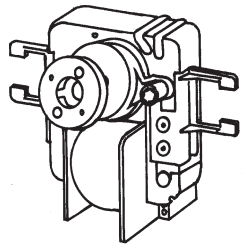
Whirlpool / Frigidaire Box Mount
4316, 4319, 4327, 4330, 4331



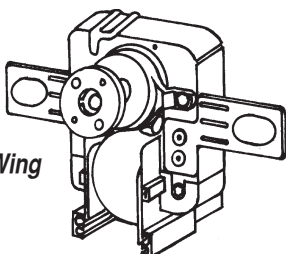
Hang Mount
4305, 4307, 4317, 4332, 4333, 4335, 4338

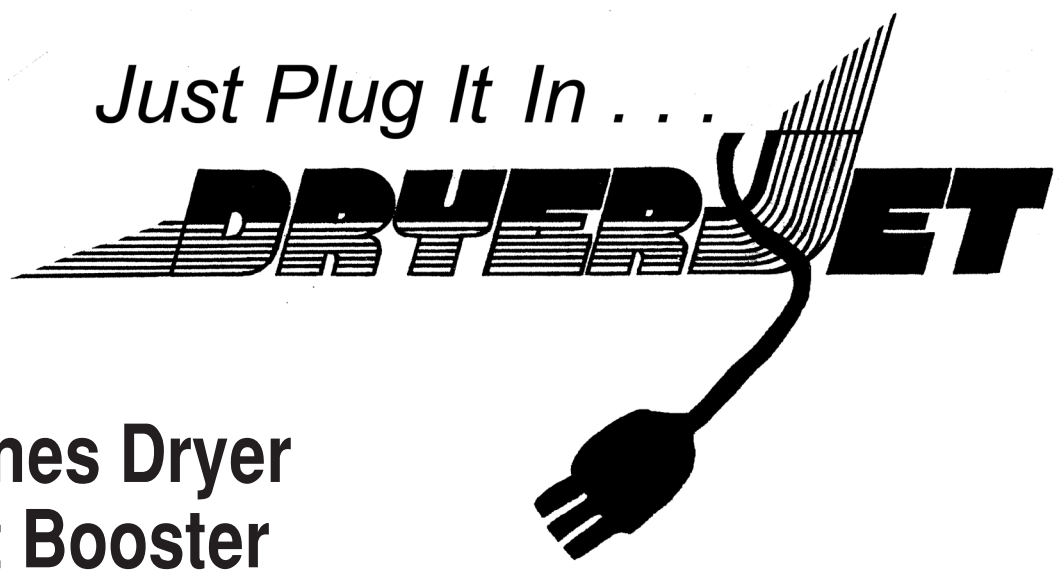


Whirlpool Wing Mount
4328



Whirlpool Wing Mount
4329



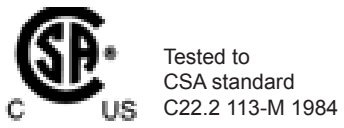
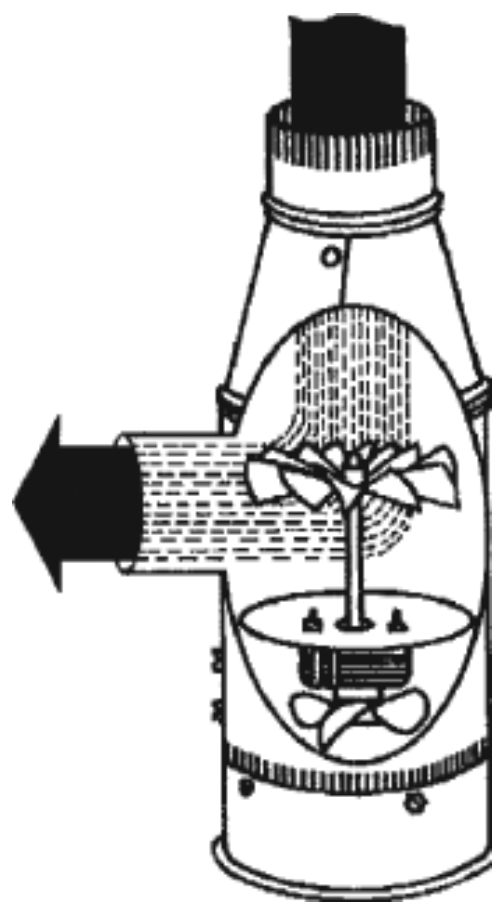


Clothes Dryer Vent Booster

For Dryers with a long-run exhaust duct. Long run duct increases drying time, power consumption, plus wear and tear on the dryer. With lint build-up and obstructions in long run ducts the risk of a dryer fire increases.

- Ball Bearing Motor OUT of Air Stream. No lint on motor and no place for lint to collect.
- Install right next to dryer or anywhere in the line. **No Lint Trap Needed if installing next to the dryer!** No Lint Trap means no automatic lint build-up.
- All DryerJet models have Rubber Feet installed to stand on the floor or a shelf. Can also mount horizontally. See instructions.
- The DryerJet tested excellently on runs over 100 effective feet.* tested to proposed UL Standard for Dryer Boosters and Army Corps of Engineers Technical Letter #1110-3-483 that requires maintaining air velocity of 1200 Feet Per Minute (FPM). Produces 120 Cubic Feet per minute (CFM). Motor draws 1 amp.

* Effective feet computation: Each foot of straight pipe = 1 foot. Each 90° bend = 5 feet. Each 45° bend = 2.5 feet.




Easy Install 9460 & 9460 - A

- #9460 No on-site wiring. The 9460 turns on and off when the dryer turns on and off . . . automatically. Adjustable Air Pressure Sensing Switch (PS-35) is mounted on fan and pre-wired at factory with 10 foot line cord. Includes probe. Just Plug it in!
- #9460 -A Easy Install 9460 with a built-in alarm.
- #9450 has 2 lead wires and a ground wire. Can be used with a pressure switch (Acme PS-35).
- #9455 has a 10 foot cord with in-line switch and grounded plug for manual operation.
- PS-35 Air Pressure Sensing Switch (included with 9460, 9460 - A).
- Probe 1 Probe for PS-35 Switch (included with 9460, 9460 - A).



Crossflow and Tangential Blowers





Crossflow or tangential blowers provide wide, uniform air delivery for high capacity, low profile applications. Will replace rounded or rectangular blowers. Frequently used in Kick Heaters, other electric heat applications, fireplace inserts and numerous other applications.

Crossflow Blowers

Blower wheels are 60 mm in diameter.
Lengths are 120, 180, 240, 300, 360 mm


#1401	#1402	#1403	#1404	#1405
120 mm	180 mm	240 mm	300 mm	360 mm
(5 inches)	(7 inches)	(9-1/2 inches)	(11-1/2 inches)	(14.17 inches)



Tangential Blowers

Blower wheels are 65 mm in diameter.
Lengths are 4-1/2", 7", 10", 13"

#1521	#1522	#1523	#1524
4.5" wheel	7.0" wheel	10.0" wheel	13.0" wheel




ACME 9000 Series

Fit all Ducts 6" and Up METAL – FIBERGLASS – FLEXIBLE
 Install in Round, Square or Rectangular Duct
 Heavy Duty Steel housings with solid seam construction.
 Motors have permanently lubricated bearings.

ACME 9000

- Fits all Ducts 6" & Up
 - 240 C.F.M.
 - 120V, .35 amps
 - 3000 RPM
 - Impedance Protected
 - Plastic or Aluminum Fan Blade
- 9000-A** – Aluminum Fan Blade
9000-02 – 240V



Special mounting plate to fit square or rectangular duct standard with each duct fan.

ACME 9008

- Fits all Ducts 8" & Up
 - 380 C.F.M.
 - 120V, .9 amps
 - 3000 RPM
 - Auto Thermal Reset
 - Aluminum Fan Blade
- 9008-02** – *Dual Voltage*
 120 / 240V

ACME 9010

- Totally Enclosed Unit Bearing Motor
 - Fits all Ducts 10" & Up
 - 600 C.F.M.
 - 120V, .91 amps
 - 1550 RPM
 - Auto Thermal Reset
 - Aluminum Fan Blade
- 9010-02** – 240V

ACME 9012

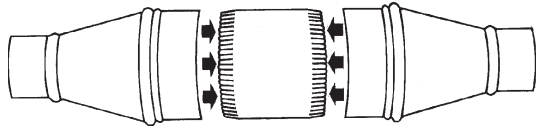
- Totally Enclosed Unit Bearing Motor
 - Fits 12" Duct or Larger
 - 910 C.F.M.
 - 120V, .91 amps
 - 1550 RPM
 - Auto Thermal Reset
 - Aluminum Fan Blade
- 9012-02** – 240V

ACME 9014

- Totally Enclosed Unit Bearing Motor
 - Fits 14" Duct or Larger
 - 1290 C.F.M.
 - 120V, .91 amps
 - 1550 RPM
 - Auto Thermal Reset
 - Aluminum Fan Blade
- 9014-02** – 240V

ACME 9400

- Connector reduces the 9000 Duct Fan from 6" Diameter down to 4".



Speed Controls

- **SP-1** Speed Control with knob
- **SP-2** Speed Control with knob and plate

ACME 9200 and 9250

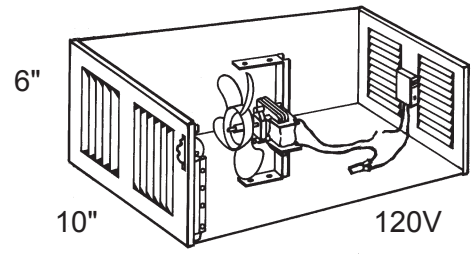
Add Heating or Cooling to any Room Quickly, Easily & Inexpensively

ACME 9200 – Moov/Air I

- Through floors or walls 6" to 12" thick
- Use in sunporch, trailer, attic, cellar, second floor, with wood or coal stoves or furnaces.
- Complete with registers and cut-off damper

ACME 9250 – Moov/Air II

- Through walls 5" to 6" thick (2x4 or 2x6)
- Use in adjoining rooms for cooling or heating
- Complete with registers



Unit with Electronic Speed Control



Acme Miami Dampers

Round and Rectangular

Powered by Hansen Actuators

- Increased Torque • Quieter Operation

2 and 3 Zone Control Panels

ZCP-2 2 Zone Panel



ZCP-3 3 Zone Panel

T-100 Main Thermostat
N/C Dampers

T-102 Zone Thermostat
N/O Dampers

9500 Series Round Dampers

Dia.	Part #	Position
6"	95006	N/C Power Open
6"	95016	N/O Power Closed
8"	95008	N/C Power Open
8"	95018	N/O Power Closed
10"	95010	N/C Power Open
10"	95110	N/O Power Closed
12"	95012	N/C Power Open
12"	95112	N/O Power Closed
14"	95014	N/C Power Open
14"	95114	N/O Power Closed
16"	95216	N/C Power Open
16"	95316	N/O Power Closed
18"	95218	N/C Power Open
18"	95318	N/O Power Closed



9700 Series Rectangular Dampers

Frames are welded galvanized steel 16 or 18 gauge
Sizes from 6" x 8" to 36" W x 30" H in 2" increments.

- Single Blade Dampers have fewer potential leak points.
 - Direct Drive – no linkage – no realignment
- Static Pressure Limits 2.0" WG

New!

Barometric Relief Dampers

with weighted arm



- BD-10 10" Relief Damper
- BD-12 12" Relief Damper
- BD-14 14" Relief Damper

New!

Manual Volume Dampers

featuring "Everlock" self locking



Damper Handle
Spring Loaded adjusting button releases and moves to desired setting

No Tools Needed

- MVD 6" Manual Volume Damper
- MVD 8" Manual Volume Damper
- MVD 10" Manual Volume Damper
- MVD 12" Manual Volume Damper
- MVD 14" Manual Volume Damper




Aluminum Hub Type

Part #	Size	Rotation	CFM [□]	Bore	Pitch	Part #	Size	Rotation	CFM [□]	Bore	Pitch
35503	5 1/2"‡	CW	85	3/16"	27°	30804P	8"	CW	300	1/4"	36°
35513	5 1/2"‡	CCW	85	3/16"	27°	30814P	8"	CCW	300	1/4"	36°
35504	5 1/2"‡	CW	85	1/4"	27°	30805P	8"	CW	300	5/16"	36°
35514	5 1/2"‡	CCW	85	1/4"	27°	30815P	8"	CCW	300	5/16"	36°
30614	6"△	CCW	106	1/4"	27°	New 31004	10"	CW	810	1/4"	40°
30604	6"△	CW	106	1/4"	27°	New 31014	10"	CCW	810	1/4"	40°
New 30605	6"△	CW	106	5/16"	27°	31005*	10"	CW	810	5/16"	40°
New 30615	6"△	CCW	106	5/16"	27°	31015*	10"	CCW	810	5/16"	40°
36504	6 1/2"	CW	118	1/4"	27°	31103◇	11"	CW	900	3/8"	30°
36514	6 1/2"	CCW	118	1/4"	27°	31205*	12"	CW	990	5/16"	25°
30703	7"	CW	200	3/16"	27°	31215*	12"	CCW	990	5/16"	25°
30704	7"	CW	200	1/4"	27°	31405P	14"	CW	1200	5/16"	19°
30714	7"	CCW	200	1/4"	27°	* For hub on discharge side add "P" to part number					
New 30705	7"	CW	200	5/16"	27°	◇ Direct replacement for Copeland Head Cooling Kits					
New 30715	7"	CCW	200	5/16"	27°						

Designed for Walk-in Boxes. 8", 10", 12" will replace Bohn/Heatcraft, Singer, Hill & other cases.

□ CFM figures are 1550 RPM at free air. ‡ 5 1/2" are 175 CFM at 3000 RPM △ 6" are 220 CFM at 3000 RPM

Aluminum Hubless Type



Part #	Pitch	Size	Rotation	CFM*	Part #	Pitch	Size	Rotation	CFM*
3606	21°	6"△	CW	118	3806-31	31°	8"	CW	300
3616	21°	6"△	CCW	118	3816-31	27°	8"	CCW	300
3606-31	31°	6"△	CW	160	3906	27°	9"	CW	345
3616-31	31°	6"△	CCW	160	3916	31°	9"	CCW	345
3706	21°	7"	CW	150	3906-31	31°	9"	CW	370
3716	21°	7"	CCW	150	3916-31	31°	9"	CCW	370
3706-31	31°	7"	CW	199	3106	27°	10"	CW	425
3716-31	31°	7"	CCW	199	3116	27°	10"	CCW	425
3806	25°	8"	CW	225	3106-31	31°	10"	CW	510
3816	25°	8"	CCW	225	3116-31	31°	10"	CCW	510

CW shaft end use CW motor to push air. Reverse fan blade and use CCW motor for suction.

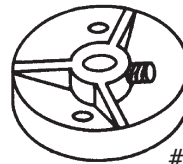
CCW shaft end use CCW motor to push air. Reverse fan blade and use CW motor for suction.

□ CFM figures are 1550 RPM at free air. △ 6" are 220 CFM at 3000 RPM

Plastic Fan Blades

Size	Part #	Rotation	CFM**	Bore
3 1/2 "	2303	CW	65	3/16"
	2313	CCW	65	3/16"
4 "	2402	CW	110	1/8"
	2412	CCW	110	1/8"
	2403	CW	110	3/16"
	2413	CCW	110	3/16"
5 "	2513	CCW	210	3/16"
	2514	CCW	210	1/4"
5 1/2 "	255	CCW	240	3/16"
	556	CCW	235	3/16"
6 "	2603	CW	216	3/16"
	2613	CW	300	3/16"

** CFM figures are 3000 RPM at free air.



Metal Hubs

Adapt Hubless Fan Blades to Fit Standard Shafts

3001 - 5/16" bore # 3002 - 1/4" bore

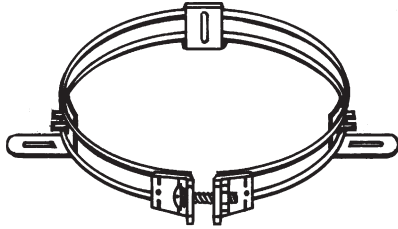
10 Wing Fans

Part #	Diameter	Bore
30304	3 "	1/4"
30354	3 1/2 "	1/4"
30404	4 "	1/4"



30304, 30354 30404 replace Rheem 70-21937 series. Use with Fasco K-628 motor.

Motor Mounts, Rainshields, Grommets



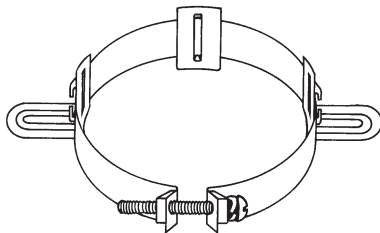
#135 Rigid Jok

Solid **48 Frame** motor double ring mounting system. Complete with lock-on hangers, lock washer, and 2-1/2" bolt for extra security. **3/8" mounting hole fits Carrier** and others.

#137 Big Rigid Mount

48 Frame motor mounting system with **4" Lugs**. Double wire ring, 2-1/2" bolt, nut and lock washer included. For Blowers, Air conditioners, Furnaces.

Replaces: • Fasco # NO 55L • Gemline # MB 822 • Magnetek # 1364



#131 and #138 Flat Band Motor Mounts

#131 48 Frame Motor Mount

3 lock-on hangers with solid 1" steel band.

#138 56 Frame Motor Mount

4 lock-on hangers with solid 1.25" galvanized steel band. Fits motor 6-1/4" - 6-5/8" diameter.


New!

#133 Big Jok

- Air Conditioners and furnaces
- For part-width blowers to 13" dia.
- 14 gauge steel hangers 4" long
- Stainless Steel Band – motors to 7" dia.

#134 Dubl-Jok

- For full-width blowers up to 13" dia.
- For all motors to 7" dia.
- 14 gauge steel patented hangers 4" long
- Two Stainless Steel Bands grip a full 3 inches of motor for added stability and strength.

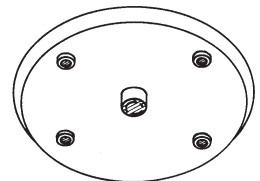


#136 Moto-Jok

- For wall-mounted replacement motors.
- Adjusts to fit motors 3" to 7" diameter.
- Stainless Steel Band for strength.

Rain Guards

6-3/4" diameter for protecting condensing unit motors. Press fit on shaft or mount on studs with plug in bore.



#145 1/2" bore nylon construction

#146 5/8" bore nylon construction

#155 1/2" bore polyethylene construction

Grommets

#142 Grommets


- For use with motor supports
- Pack of 3 – Grommets, Sleeves, Washers

#143 Compressor Mounts

- Pack of 4 – Grommets, Sleeves, Washers

#144 Grommets with Sleeves

- Same as #142 plus 3 each 1/4" sheet metal screws



ACME 11208

Complete Ice Machine Pump to replace Kolddraft and Hartell*

- 1208 Replaces:**
- Hartell GRRP-2K-1
 - Kolddraft GB-208, GT-204
 - Cubemaster

- ZGS-1 Seal and Shaft Kit for 11208**
- New Pump Seal
 - New Stub Shaft

ACME 112082 – 230V model

*Registered Trademark of Uniflow Mfg. Co. No Affiliation with Acme-Miami

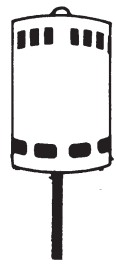
ACME 1100 Rebuild Kit

Will Rebuild All these Ice Machine Pumps including Scotsman Side Discharge

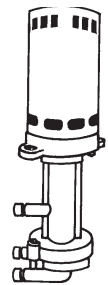

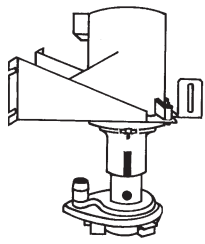
1100 Kit Contains:



Complete set of Impellers to match OEM water flow



Dual Voltage Motor



- 1 Dual Voltage Ball Bearing Motor
- 4 Impellers (see list below)
- 1 Shaft Cap
- 2 Stainless Steel Hex Nuts
- 2 Brass Centering Washers
- 1 "O" Ring (Scotsman Side Suction)
- 1 Rubber Slinger Ring
- Easy to Follow Instructions

AN IMPELLER FOR ANY JOB — Impeller numbers engraved in each impeller

- Impeller #1**
 Frigidaire: 99489034
 Whirlpool: 593700
 Hartell:AGPP-3W-1
- Impeller #2**
 Frigidaire: 9948258
 Whirlpool: 593700
 Hartell:AGPP-5W-1
- Impeller #4**
 Scotsman: 12-1930
 Scotsman: 12-1849

Impeller #3		
Manitowoc, York, Scotsman, McQuay, Carrier		
XGPP	GPP	
12C-1, -2	11S-1F	10MA-2
8Y-1, -2	14S-1F	18MA-1, -2
12Y-1, -2	11S-1, -1A	8M-1, -2
15Y-2	14S-1 -1AO	8M-1A, -1B
11S-1	5MA-1,	12C-1, -2
14S-1	8MA-2	8Y-1
8M-1, -2, -12		11Y-1
5MA-1		
18MA-1,-2 12		

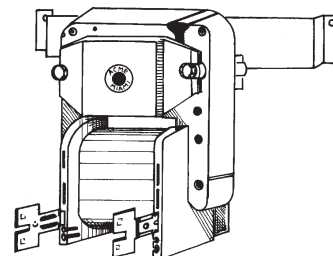
All other Hartell XGPP Pumps use Impeller #3

If model number is not available, measure diameter of old impeller and match one to it

Vending Machine Motor
Evaporator Fan Motor Replacement Kit
Acme 550

KIT CONTAINS:

- Motor - 2 double male terminals
- 110V, 1/135 HP, .3 amp
- Fan Blade # 2413
- Front Mount




Venturis

Use to replace any axial type fans with additional CFM. Mounts to flat surface.
Mounting holes 4.125" center to center.

- #1601** 5/8" motor, 110V, .35 amps,
4" fan blade installed
- #1602** 5/8" motor, 220V, .20 amps,
4" fan blade installed
- #1603** 5/8" motor, .110V, .35 amps,
2 speed 3000/1500 RPM
4" fan blade installed

Replaces Several Howard Mounts



Spider Mount Models

Use to replace axial type fans, pancake fans or for any easy mount to a flat surface.
Also for 100 CFM FIREPLACE BLOWERS
Used by O.E.M.'s Selkirk Metalbestos & others.
Circulates warm air out of fireplace.

- #1501** 5/8" motor, .35 amps, 110V,
single speed fan blade & brackets installed,
4.125" bolt pattern, center to center
- #1502** .20 amps, 220V
- #1503** 5/8" motor, .35 amps, 110V, 2 speed


Replaces Several Howard Mounts



1300 Series Double Shaft Motors

- #1304** 1-1/8" motor
- #1304-02** 1-1/8" dual voltage motor
- #1305** 1-1/2" 110V motor
- #1306** 1-1/2" 220V motor

All 1300 Series Motors have Ball Bearings and 4 point mount kit standard.
1-1/8" models Shaft is 3/16 x 1-3/4 with 1-1/2" extender and steel 1/4" shaft adapter. Short end is 1/2" long.
1-1/2" models Shaft is 3/16 x 1 with 1-1/2" extender and steel 1/4" shaft adapter. Short end is 1/2" long.



LIMITED WARRANTY

ACME MIAMI products are warranted to be free of defects in materials and workmanship for a period of **one (1)** year after purchase unless specifically stated. Warranty is the repair or replacement of any defective product or parts thereof which are returned to ACME MIAMI's plant within the warranty period. Warranty shall not apply in the event the product is used for any purpose other than that stated in catalogues or instructions. ACME MIAMI shall not be responsible for any special or consequential damages.

Purchaser, by acceptance of these products, assumes all liability for the consequences of its use or misuse by purchaser, his employees, or others.

ACME MIAMI makes no warranty to those defined as consumers in the Magnuson-Moss Warranty — federal Trade Commission Improvement Act. This is the only warranty; no other is expressed or implied.

All Warranty returns to:
1290 N.W. 74th Street
Miami, FL 33147



305-836-4800

800-654-2154

Fax: 305-693-0045