

# Type "B" Gas Vent

## GV-25



Round and oval gas vent pipe and fittings for residential, commercial and industrial applications.

### FEATURES

- Snap together non-positional lock system
- Die formed ends
- Venting gas fired appliances, water heaters, furnaces, stoves, etc.
- LockTab® – An alternative method to secure pipe when required by local code



# TYPE "B" GAS VENT



## TABLE OF CONTENTS



### RV

#### ROUND VENT PIPE 3" THROUGH 8" ..... 3-7

Selkirk RV round vent pipe is a Listed Type "B" gas vent pipe. Lengths available range from 6" to 5' feet. Its adjustable fittings and standard short lengths eliminate all cutting, fitting and special engineering. An improved joint design provides for a rapid and secure connection in seconds. The use of our "LockTab" feature gives installers the option of engaging this tab instead of using sheet metal screws.



### OVAL

#### OVAL VENT PIPE 4", 5" AND 6" ..... 8-10

Selkirk oval vent pipe, sizes 4", 5" and 6" provides the venting capacity of 4", 5" and 6" round vent pipe. 4" is Listed for both Type "B", and Type "BW", use/installation in a 2 x 4 wall. 5" is Listed for Type "B" use/installation in a 2 x 4 and 2 x 6 wall. 6" is Listed for Type "B" use/installation in a 2 x 6 wall.



### DWC/EFC

#### DOUBLE/EXPANDABLE WALL FLEXIBLE B-VENT ..... 11

Selkirk EFC Expandable Wall Flexible Gas Vent pipe is available in 3" and 4" diameters in 1-3' and 2-5' lengths. Selkirk DWC Double Wall Flexible Gas Vent pipe is available in 3", 4", & 5" diameters in 2', 3', 4', & 5' lengths designed for easy connection to standard Type B Gas Vent. DWC is now Listed for use as a "segment" of an unenclosed Type B gas vent system and has full safety certification for use in conditioned and/or unconditioned attics and crawl spaces. DWC can simplify alignment of most installations by enabling a quick and easy offset between sections of rigid gas vent.



### FLEXI-LINER

#### ALUMINUM FLEXIBLE CHIMNEY LINER FOR GAS APPLIANCES ..... 12-13

Available in 25' and 35' lengths, 3" to 8" diameters - 15' kits also available in 3", 4" and 5" diameters. Flexi-Liner kits include Flexi-Length, Round Top (RV), Flashing with 3" collar and Mortar Guard.

### RUGGED CONSTRUCTION

Strong, durable galvanized steel outer pipe has internal spacing beads to assure a uniform insulating air space between pipe walls. Each end is die formed to assure uniform sizing for strong, easy to connect joints which resist wasteful handling and shipping damage.

The inner aluminum pipe is attached to the outer pipe at only one end. This arrangement allows for differential expansion between the two pipes, eliminating operational noises.

### ASSURED SAFETY

The double wall (pipe within a pipe) construction with its built-in air space, provides permanent insulation and keeps the inner pipe hot and the outer pipe relatively cool. Such construction creates quick, strong vent action and eliminates condensation in the pipe or overheating of nearby enclosure surfaces.

With special factory supplied parts, 4" WV oval pipe can be installed at less than one inch clearance to combustible surfaces as a Type B-W vent for recessed wall furnaces or as a Type "B" vent through 2 x 4 walls.

### FULLY TESTED AND LISTED

Selkirk Gas Vent pipe and fittings have been tested and listed per UL 441 for installation as Type "B" and B-W gas vents to be installed in single and multi-story buildings in accordance with the standards of The National Fire Protection Association NFPA54 and NFPA211.

They must be enclosed in occupied portions of a building. When the enclosure is made of combustible material, sizes 3" - 8" diameter pipe must have 1" clearance. Refer to Selkirk illustrated installation instructions for proper procedures.

### WARNING

The products in this catalog are only for use on approved gas burning equipment. Do not use any gas vent on oil or woodburning appliances. These fuels can produce temperatures which may damage the gas vent with resulting hazard to both life and property. These gas vents are not suitable for use when sealed, pressure type, or leakproof systems are called for. For residential "high efficiency" gas burning appliances, which may need sealed systems, Type "B" vents may be used only if allowed by the appliance manufacturer's installation instructions.

## SPECIFICATIONS FOR VENTING APPROVED GAS BURNING APPLIANCES WITH TYPE "B" GAS VENT PIPE

The gas vent system shall be so engineered and constructed as to develop a positive flow adequate to exhaust all flue gases to outside atmosphere, without condensation within the vent or spillage at any appliance draft hood.

All flue-gas carrying parts of the vent system shall be Selkirk Type B double-wall gas vent piping, and such piping shall be continuous from the appliances' outlets into the Selkirk vent top of housing.


Selkirk gas vent piping shall be installed in full compliance with the terms of its Underwriters' Laboratories, Inc. Listing, with the manufacturer's installation instructions, and with nationally recognized building codes representing good practice for such installations.

## LOCKTAB® FEATURE FOR TYPE "B" RV GAS VENT




**To use the LockTab® feature:**


Our non-positional lock system on the Selkirk® RV Gas Vent is the best lock system on the market today. The incorporation of the LockTab® feature simply improves our lock system by adding flexibility and meeting market needs.




The Locktab is located on the female end of the gas vent.



Assemble the gas vent sections



The Locktab is then depressed with a thumb or blunt object such as a screwdriver into the lock channel of the male end



To disengage the Locktab, pry it up by using a screwdriver or knifeblade

## RV 3" THROUGH 8"

The RV line of Selkirk round vent pipe and fittings is designed for use on approved gas appliances in residential and light commercial and industrial applications. Round vents for large appliances will be found in the QC section which follows.


**NOTE:** Size refers to the inside diameter of the pipe or fitting. The outside diameter of RV is approximately 1/2" larger. Outer material is 28 GA galvanized steel. Inner liner is aluminum.

**LOCKTAB:** You no longer have to use sheet metal screws to secure pipe connections if local codes require you to. Just press the "LockTab" and you are done.

### VENT PIPE

#### ROUND PIPE

- Available in 6 sizes
- Easy to assemble and can be combined to obtain the required installation height
- Sectional overlap of 1.5". Hence, net assembled length is 1.5" less than listed lengths



Size	Product No.	Part No.	Lengths
3"	103060	3RV-60	Pipe - 5'
	103048	3RV-48	Pipe - 4'
	103036	3RV-36	Pipe - 3'
	103024	3RV-24	Pipe - 2'
	103018	3RV-18	Pipe - 18"
	103012	3RV-12	Pipe - 12"
4"	104060	4RV-60	Pipe - 5'
	104048	4RV-48	Pipe - 4'
	104036	4RV-36	Pipe - 3'
	104024	4RV-24	Pipe - 2'
	104018	4RV-18	Pipe - 18"
	104012	4RV-12	Pipe - 12"

Size	Product No.	Part No.	Lengths
5"	105060	5RV-60	Pipe - 5'
	105048	5RV-48	Pipe - 4'
	105036	5RV-36	Pipe - 3'
	105024	5RV-24	Pipe - 2'
	105018	5RV-18	Pipe - 18"
	105012	5RV-12	Pipe - 12"
6"	106060	6RV-60	Pipe - 5'
	106048	6RV-48	Pipe - 4'
	106036	6RV-36	Pipe - 3'
	106024	6RV-24	Pipe - 2'
	106018	6RV-18	Pipe - 18"
	106012	6RV-12	Pipe - 12"

Size	Product No.	Part No.	Lengths
7"	107060	7RV-60	Pipe - 5'
	107048	7RV-48	Pipe - 4'
	107036	7RV-36	Pipe - 3'
	107024	7RV-24	Pipe - 2'
	107018	7RV-18	Pipe - 18"
	107012	7RV-12	Pipe - 12"
8"	108060	8RV-60	Pipe - 5'
	108048	8RV-48	Pipe - 4'
	108036	8RV-36	Pipe - 3'
	108024	8RV-24	Pipe - 2'
	108018	8RV-18	Pipe - 18"
	108012	8RV-12	Pipe - 12"

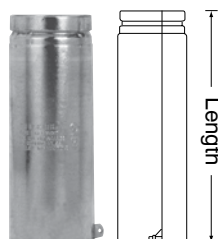
Size	Product No.	Part No.	Lengths
3"	103060	3RV-60	Pipe - 5'
	103048	3RV-48	Pipe - 4'
	103036	3RV-36	Pipe - 3'
	103024	3RV-24	Pipe - 2'
	103018	3RV-18	Pipe - 18"
	103012	3RV-12	Pipe - 12"
4"	104060	4RV-60	Pipe - 5'
	104048	4RV-48	Pipe - 4'
	104036	4RV-36	Pipe - 3'
	104024	4RV-24	Pipe - 2'
	104018	4RV-18	Pipe - 18"
	104012	4RV-12	Pipe - 12"

Size	Product No.	Part No.	Lengths
5"	105060	5RV-60	Pipe - 5'
	105048	5RV-48	Pipe - 4'
	105036	5RV-36	Pipe - 3'
	105024	5RV-24	Pipe - 2'
	105018	5RV-18	Pipe - 18"
	105012	5RV-12	Pipe - 12"
6"	106060	6RV-60	Pipe - 5'
	106048	6RV-48	Pipe - 4'
	106036	6RV-36	Pipe - 3'
	106024	6RV-24	Pipe - 2'
	106018	6RV-18	Pipe - 18"
	106012	6RV-12	Pipe - 12"

Size	Product No.	Part No.	Lengths
7"	107060	7RV-60	Pipe - 5'
	107048	7RV-48	Pipe - 4'
	107036	7RV-36	Pipe - 3'
	107024	7RV-24	Pipe - 2'
	107018	7RV-18	Pipe - 18"
	107012	7RV-12	Pipe - 12"
8"	108060	8RV-60	Pipe - 5'
	108048	8RV-48	Pipe - 4'
	108036	8RV-36	Pipe - 3'
	108024	8RV-24	Pipe - 2'
	108018	8RV-18	Pipe - 18"
	108012	8RV-12	Pipe - 12"

#### ADJUSTABLE LENGTH

- Used in combination with a straight length, this component assures that an exact required vent length can be achieved
- Allows for easy disassembly and can absorb the linear expansion of longer pipe lengths
- 12" Length adjusts from 3 1/2" to 10 1/2"
- 18" Length adjusts from 6" to 16"



Size	Product No.	Part No.	Lengths
3"	103082	3RV-AJ12	12"
	103084	3RV-AJ18	18"

Size	Product No.	Part No.	Lengths
4"	104082	4RV-AJ12	12"
	104084	4RV-AJ18	18"

Size	Product No.	Part No.	Lengths
5"	105082	5RV-AJ12	12"
	105084	5RV-AJ18	18"

Size	Product No.	Part No.	Lengths
6"	106082	6RV-AJ12	12"
	106084	6RV-AJ18	18"

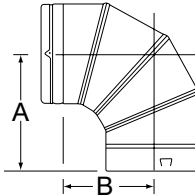
Size	Product No.	Part No.	Lengths
7"	107082	7RV-AJ12	12"

Size	Product No.	Part No.	Lengths
8"	108082	8RV-AJ12	12"

# RV 3" THROUGH 8"

## ELBOWS, TEES AND WYES

### 90° ADJUSTABLE ELBOW

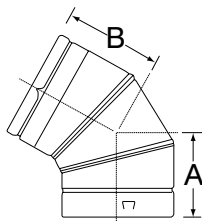


- Used when an offset is required to avoid obstructions such as rafters, joists and other construction obstacles
- Used to orient pipe between vertical and horizontal orientation
- Four piece adjustable elbow twists for easy offsets

Size	Product No.	Part No.	a	b
3"	103230	3RV-90	6 <sup>3</sup> / <sub>8</sub> "	4 <sup>11</sup> / <sub>16</sub> "
4"	104230	4RV-90	6 <sup>3</sup> / <sub>8</sub> "	4 <sup>11</sup> / <sub>16</sub> "
5"	105230	5RV-90	6 <sup>3</sup> / <sub>8</sub> "	4 <sup>11</sup> / <sub>16</sub> "
6"	106230	6RV-90	6 <sup>3</sup> / <sub>8</sub> "	4 <sup>11</sup> / <sub>16</sub> "
7"	107230	7RV-90	8"	6 <sup>1</sup> / <sub>2</sub> "
8"	108230	8RV-90	8 <sup>1</sup> / <sub>4</sub> "	6 <sup>3</sup> / <sub>4</sub> "

**NOTE:** 3", 4", 5", 6" – 90° Elbow - Four Gore  
7", 8" – 90° Elbow - Three Gore

### 45°/60° ADJUSTABLE ELBOW



- Used when an offset is required to avoid obstructions such as rafters, joists and other construction obstacles
- Three piece adjustable elbow twists for easy offsets

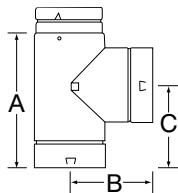
#### 45°/60° Adjustable Elbow

Size	Product No.	Part No.	Outer	a	b
3"	103222	3RV-EL45/60	3 <sup>1</sup> / <sub>2</sub> "	4 <sup>3</sup> / <sub>8</sub> "	4 <sup>11</sup> / <sub>16</sub> "
4"	104222	4RV-EL45/60	4 <sup>1</sup> / <sub>2</sub> "	4 <sup>3</sup> / <sub>8</sub> "	4 <sup>11</sup> / <sub>16</sub> "
5"	105222	5RV-EL45/60	5 <sup>1</sup> / <sub>2</sub> "	4 <sup>3</sup> / <sub>8</sub> "	4 <sup>11</sup> / <sub>16</sub> "
6"	106222	6RV-EL45/60	6 <sup>1</sup> / <sub>2</sub> "	4 <sup>3</sup> / <sub>8</sub> "	4 <sup>11</sup> / <sub>16</sub> "

#### 45° Adjustable Elbow

Size	Product No.	Part No.	Outer	a	b
7"	107215	7RV-45	7 <sup>1</sup> / <sub>2</sub> "	3 <sup>3</sup> / <sub>16</sub> "	7 <sup>1</sup> / <sub>2</sub> "
8"	108215	8RV-45	8 <sup>1</sup> / <sub>2</sub> "	3 <sup>1</sup> / <sub>4</sub> "	8 <sup>1</sup> / <sub>2</sub> "

### STANDARD TEE




- Used to transition system from horizontal to vertical orientation
- Provides easy access for inspection and maintenance
- Tee Cap sold separately

Size	Product No.	Part No.	a	b	c
3"	103100	3RV-TS	6 <sup>5</sup> / <sub>8</sub> "	4 <sup>1</sup> / <sub>4</sub> "	4 <sup>1</sup> / <sub>4</sub> "
4"	104100	4RV-TS	8 <sup>1</sup> / <sub>2</sub> "	4 <sup>3</sup> / <sub>4</sub> "	5"
5"	105100	5RV-TS	9 <sup>1</sup> / <sub>2</sub> "	5 <sup>1</sup> / <sub>4</sub> "	5 <sup>1</sup> / <sub>2</sub> "
6"	106100	6RV-TS	10 <sup>1</sup> / <sub>2</sub> "	5 <sup>3</sup> / <sub>4</sub> "	6"
7"	107100	7RV-TS	11 <sup>1</sup> / <sub>2</sub> "	6 <sup>1</sup> / <sub>4</sub> "	6 <sup>1</sup> / <sub>2</sub> "
8"	108100	8RV-TS	12 <sup>1</sup> / <sub>2</sub> "	6 <sup>3</sup> / <sub>4</sub> "	7"

### REDUCTION TEE

Size	Product No.	Part No.	a	b
4" to 3"	104103	4RV-T3	8 <sup>1</sup> / <sub>2</sub> "	4 <sup>3</sup> / <sub>4</sub> "
5" to 3"	105103	5RV-T3	9 <sup>1</sup> / <sub>2</sub> "	5 <sup>1</sup> / <sub>4</sub> "
5" to 4"	105104	5RV-T4	9 <sup>1</sup> / <sub>2</sub> "	5 <sup>1</sup> / <sub>4</sub> "
6" to 3"	106103	6RV-T3	10 <sup>1</sup> / <sub>2</sub> "	5 <sup>3</sup> / <sub>4</sub> "
6" to 4"	106104	6RV-T4	10 <sup>1</sup> / <sub>2</sub> "	5 <sup>3</sup> / <sub>4</sub> "
6" to 5"	106105	6RV-T5	10 <sup>1</sup> / <sub>2</sub> "	5 <sup>3</sup> / <sub>4</sub> "
7" to 4"	107104	7RV-T4	11 <sup>1</sup> / <sub>2</sub> "	6 <sup>1</sup> / <sub>4</sub> "
7" to 5"	107106	7RV-T5	11 <sup>1</sup> / <sub>2</sub> "	6 <sup>1</sup> / <sub>4</sub> "
8" to 4"	108104	8RV-T4	12 <sup>1</sup> / <sub>2</sub> "	6 <sup>3</sup> / <sub>4</sub> "
8" to 6"	108106	8RV-T6	12 <sup>1</sup> / <sub>2</sub> "	6 <sup>3</sup> / <sub>4</sub> "

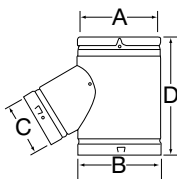
### TEE CAP



- Used at bottom of Tee
- Removable for easy system maintenance

Size	Product No.	Part No.
3"	103180	3RV-TC
4"	104180	4RV-TC
5"	105180	5RV-TC
6"	106180	6RV-TC
7"	107180	7RV-TC
8"	108180	8RV-TC

### FIXED WYE



- Used to transition system from horizontal to vertical orientation
- Provides better flue gas flow than a traditional Tee

Size	Product No.	Part No.	a	b	c	d
4" x 3"	104133	4RV-3FY	4"	4"	3"	10"
4" x 4"	104134	4RV-4FY	4"	4"	4"	10"
5" x 3"	105133	5RV-3FY	5"	5"	3"	10"
5" x 4"	105134	5RV-4FY	5"	5"	4"	10"
5" x 4" x 3"	1051343	5RV4-3FY	5"	4"	3"	11.5"
5" x 4" x 4"	1051344	5RV4-4FY	5"	4"	4"	11.5"
6" x 3"	106133	6RV-3FY	6"	6"	3"	11"
6" x 4"	106134	6RV-4FY	6"	6"	4"	11"
6" x 5"	106135	6RV-5FY	6"	6"	5"	11"

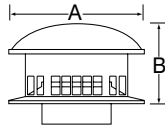


# RV 3" THROUGH 8"

## TOPS, SUPPORTS AND FIRESTOPS

### TOP (BIRD PROOF\*)

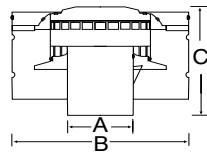
- These tops cannot be used for wood burning applications
- Helps prevent rain and debris from entering the vent
- External screen prevents entry of most bird species



Size	Product No.	Part No.	a	b
3"	103800	3RV-RT	6"	3 1/4"
4"	104800	4RV-RT	8"	4 1/4"
5"	105800	5RV-RT	10"	5 1/4"
6"	106800	6RV-RT	12"	6 1/4"
7"	107800	7RV-RT	14"	7 1/2"
8"	108800	8RV-RT	16"	8 1/2"

### HI-WIND TOP

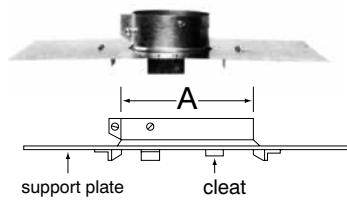
- Used in high wind environments
- Improves flue gas flow to prevent downdrafts



Size	Product No.	Part No.	a	b	c
3"	103802	3RV-HWT	3"	8"	5 1/2"
4"	104802	4RV-HWT	4"	10"	6"
5"	105802	5RV-HWT	5"	12"	7"
6"	106802	6RV-HWT	6"	14"	7 1/2"

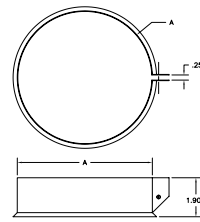
### SUPPORT ASSEMBLY

- Support Plate should be installed above the joist
- Support Plate also serves as a firestop
- Will support a maximum of 35' of gas vent



Size	Product No.	Part No.	a	Support Plate Dim
3"	103400	3RV-GVS	3 5/8"	17" x 10"
4"	104400	4RV-GVS	4 5/8"	17" x 10"
5"	105400	5RV-GVS	5 5/8"	17" x 12"
6"	106400	6RV-GVS	6 5/8"	17" x 12"
7"	107400	7RV-GVS	7 5/8"	17" x 14"
8"	108400	8RV-GVS	8 5/8"	17" x 14"

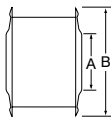
### GAS VENT SUPPORT COLLAR & HARDWARE



Size	Product No.	Part No.	a
3"	103402	3RV-GVSB	3 5/8"
4"	104402	4RV-GVSB	4 5/8"
5"	105402	5RV-GVSB	5 5/8"
6"	106402	6RV-GVSB	6 5/8"
7"	107402	7RV-GVSB	7 5/8"

### WALL THIMBLE

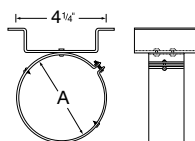
- Used to ensure clearance to combustibles is maintained
- Wall Thimble also serves as a firestop
- Adjusts from 4 - 1/8" to 7" to fit thickness of wall



Size	Product No.	Part No.	a	b
3"	187703	3RV-WT	3 5/8"	7"
4"	187704	4RV-WT	4 5/8"	8 1/4"
5"	187705	5RV-WT	5 5/8"	9 1/2"
6"	187706	6RV-WT	6 5/8"	10 3/4"
7"	187707	7RV-WT	7 3/4"	11"
8"	187708	8RV-WT	8 3/4"	12 1/2"

### WALL SUPPORT/BAND ASSEMBLY

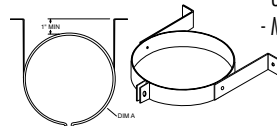
- Used to support and stabilize the pipe against an outside wall
- Will support up to 35'



Size	Product No.	Part No.	a
3"	103430	3RV-WS/B	3 5/8"
4"	104430	4RV-WS/B	4 5/8"
5"	105430	5RV-WS/B	5 5/8"
6"	106430	6RV-WS/B	6 5/8"
7"	107430	7RV-WS/B	7 5/8"
8"	108430	8RV-WS/B	8 5/8"

### WALL BAND

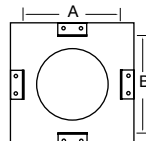

- Used to stabilize the pipe against an outside wall
- Must be installed just above the Tee and every 6' thereafter



Size	Product No.	Part No.	a
3"	103431	3RV-WB	3 1/2" min
4"	104431	4RV-WB	4 1/2" min
5"	105431	5RV-WB	5 1/2" min

### GAS VENT FIRESTOP SPACER

- Used to protect combustible materials where pipe passes through a ceiling or wall
- Extended bottom flange



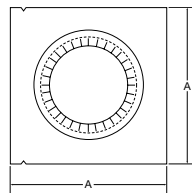

Size	Product No.	Part No.	Framing Size a & b
3"	103461	3RV-FS	5 1/2"
4"	104461	4RV-FS	6 1/2"
5"	105461	5RV-FS	7 1/2"
6"	106461	6RV-FS	8 1/2"
7"	107461	7RV-FS	9 1/2"
8"	108461	8RV-FS	10 1/2"

# RV 3" THROUGH 8"

## TOPS, SUPPORTS AND FIRESTOPS

### QUICK GRIP FIRESTOP/SUPPORT

- Used to support and protect combustible materials where the pipe passes through a ceiling




Size	Product No.	Part No.	a
3"	103406	3RV-FSP	9"
4"	104406	4RV-FSP	10"
5"	105406	5RV-FSP	11"
6"	106406	6RV-FSP	12"

Size	Product No.	Part No.	UL Model
3"	103404	3RV-FSPU	9"
4"	104404	4RV-FSPU	10"
5"	105404	5RV-FSPU	11"
6"	106404	6RV-FSPU	12"

**NOTE:** UL-listed model includes an attached spacer ring to ensure 1" clearance to combustibles.

### PIPE COLLAR

- Provides a decorative/finished appearance
- Pipe collar also acts as a firestop



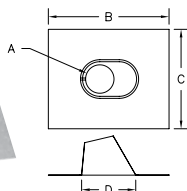

Size	Product No.	Part No.	a	b	c
3"	103460	3RV-GC	3 $\frac{5}{8}$ "	10 $\frac{1}{16}$ "	3 $\frac{1}{16}$ "
4"	104460	4RV-GC	4 $\frac{5}{8}$ "	10 $\frac{1}{16}$ "	3 $\frac{1}{16}$ "
5"	105460	5RV-GC	5 $\frac{5}{8}$ "	10 $\frac{1}{16}$ "	2 $\frac{1}{16}$ "
6"	106460	6RV-GC	6 $\frac{5}{8}$ "	10 $\frac{1}{16}$ "	2 $\frac{1}{16}$ "
7"	107460	7RV-GC	7 $\frac{3}{4}$ "	11 $\frac{1}{4}$ "	1 $\frac{3}{4}$ "

**NOTE:** May be used as firestop for openings in floors, ceilings and walls.

## FLASHINGS AND STORM COLLAR

### ADJUSTABLE ROOF FLASHING

- Used where the vent passes through a roof



#### Flat to 6/12

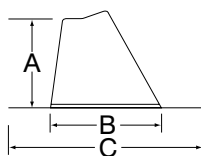

Size	Product No.	Part No.	a	b	c	d
3"	103825	3RV-AF	3 $\frac{1}{2}$ "	14 $\frac{1}{8}$ "	12 $\frac{1}{4}$ "	6 $\frac{1}{16}$ "
4"	104825	4RV-AF	4 $\frac{1}{2}$ "	16"	13 $\frac{3}{4}$ "	7 $\frac{3}{4}$ "
5"	105825	5RV-AF	5 $\frac{1}{2}$ "	16 $\frac{1}{16}$ "	14 $\frac{1}{4}$ "	8 $\frac{1}{8}$ "
6"	106825	6RV-AF	6 $\frac{1}{2}$ "	18"	15 $\frac{1}{4}$ "	10"
7"	107825	7RV-AF	7 $\frac{1}{2}$ "	19 $\frac{1}{8}$ "	16"	11 $\frac{1}{8}$ "
8"	108825	8RV-AF	8 $\frac{1}{2}$ "	20 $\frac{1}{4}$ "	16 $\frac{1}{16}$ "	12 $\frac{1}{4}$ "

#### 6/12 to 12/12

Size	Product No.	Part No.	a	b	c	d
3"	103830	3RV-AF12	3 $\frac{1}{2}$ "	18"	15 $\frac{1}{4}$ "	10 $\frac{1}{4}$ "
4"	104830	4RV-AF12	4 $\frac{1}{2}$ "	19 $\frac{1}{8}$ "	16"	11 $\frac{1}{8}$ "
5"	105830	5RV-AF12	5 $\frac{1}{2}$ "	20 $\frac{1}{4}$ "	16 $\frac{1}{16}$ "	12 $\frac{1}{4}$ "
6"	106830	6RV-AF12	6 $\frac{1}{2}$ "	24 $\frac{1}{4}$ "	20"	15 $\frac{1}{8}$ "
7"	107830	7RV-AF12	7 $\frac{1}{2}$ "	24 $\frac{1}{4}$ "	20"	15 $\frac{1}{8}$ "
8"	108830	8RV-AF12	8 $\frac{1}{2}$ "	25"	19 $\frac{1}{2}$ "	17 $\frac{1}{8}$ "

### TALL CONE ADJUSTABLE ROOF FLASHING

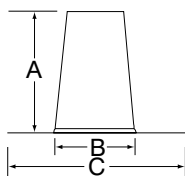

- Used where the vent passes through a roof
- Adjustable to 6/12 pitch



Size	Product No.	Part No.	a	b	c
3"	103820	3RV-TFA	8 $\frac{3}{4}$ "	11"	19 $\frac{1}{2}$ "
4"	104820	4RV-TFA	8 $\frac{3}{4}$ "	11"	19 $\frac{1}{2}$ "
5"	105820	5RV-TFA	8 $\frac{3}{4}$ "	11"	19 $\frac{1}{2}$ "
6"	106820	6RV-TFA	8 $\frac{3}{4}$ "	11"	19 $\frac{1}{2}$ "
7"	107820	7RV-TFA	8 $\frac{3}{4}$ "	14"	22"
8"	108820	8RV-TFA	8 $\frac{3}{4}$ "	15 $\frac{3}{16}$ "	23"

### TALL CONE FLAT ROOF FLASHING

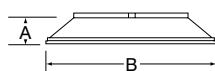
- Used on flat roof surfaces



Size	Product No.	Part No.	a	b	c
3"	103815	3RV-TF	12"	7 $\frac{1}{2}$ "	16 $\frac{1}{2}$ "
4"	104815	4RV-TF	12"	7 $\frac{1}{2}$ "	16 $\frac{1}{2}$ "
5"	105815	5RV-TF	12"	7 $\frac{1}{2}$ "	16 $\frac{1}{2}$ "
6"	106815	6RV-TF	12"	11"	19 $\frac{1}{2}$ "
7"	107815	7RV-TF	12"	11"	19 $\frac{1}{2}$ "
8"	108815	8RV-TF	12"	11"	19 $\frac{1}{2}$ "

### STORM COLLAR

- Used to provide a weather proof seal to pipe above roof line
- Used above the Flashing
- Seal inner edge with hi-temp silicone sealant



Size	Product No.	Part No.	a	b
3"	103810	3RV-SC	1 $\frac{1}{16}$ "	6 $\frac{5}{8}$ "
4"	104810	4RV-SC	1 $\frac{1}{16}$ "	7 $\frac{5}{8}$ "
5"	105810	5RV-SC	1 $\frac{1}{16}$ "	8 $\frac{5}{8}$ "
6"	106810	6RV-SC	1 $\frac{1}{16}$ "	9 $\frac{5}{8}$ "
7"	107810	7RV-SC	1 $\frac{1}{16}$ "	10 $\frac{1}{4}$ "
8"	108810	8RV-SC	1 $\frac{1}{16}$ "	11 $\frac{1}{4}$ "

**NOTE:** See instructions for use/limitations  
1.800.433.6341

# RV 3" THROUGH 8"

## TERMINATION KIT

### RV TERMINATION KIT




- For terminating vertically in most common installations
- Includes: Round Top, Flashing Flat to 6/12, Storm Collar, and Draft Hood Connector

Size	Product No.	Part No.
3"	183600	3RV-TK
4"	184600	4RV-TK
5"	185600	5RV-TK
6"	186600	6RV-TK

## ADAPTERS, CONNECTORS AND INCREASERS

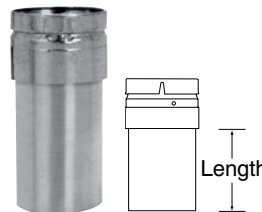
### DRAFT HOOD CONNECTOR



- Connects single wall Vent to B Vent
- Used to connect pipe to draft hood at appliance

Size	Product No.	Part No.	Lengths
3"	103240	3RV-DH	4½"
4"	104240	4RV-DH	4½"
5"	105240	5RV-DH	4½"
6"	106240	6RV-DH	4½"
7"	107240	7RV-DH	7"
8"	108240	8RV-DH	8"

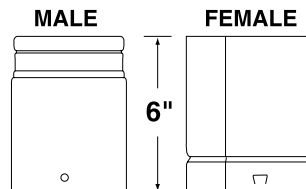
### DRAFT HOOD CONNECTOR LONG



Size	Product No.	Part No.	Lengths
4"	104243	4RV-DHCL	5"

### UNIVERSAL ADAPTERS

- Used to connect B Vent to/from 1/4" Type B Gas Vent
- Allows Selkirk B Vent to be used in conjunction with other brands of existing vent.



#### Universal Adapter - Male

Size	Product No.	Part No.
3"	103081	3RV-UAM
4"	104081	4RV-UAM
5"	105081	5RV-UAM
6"	106081	6RV-UAM
7"	107081	7RV-UAM
8"	108081	8RV-UAM


**NOTE:** Male adapter used to adapt to Selkirk pipe toward termination.

#### Universal Adapter - Female

Size	Product No.	Part No.
3"	103080	3RV-UAF
4"	104080	4RV-UAF
5"	105080	5RV-UAF
6"	106080	6RV-UAF
7"	107080	7RV-UAF
8"	108080	8RV-UAF

**NOTE:** Female adapter used to adapt to Selkirk pipe toward appliance.


### APPLIANCE INCREASERS



- Increase 3" to 4" only

Size	Product No.	Part No.
3" x 4"	103244	3RV-AI4
3" x 4"	104248*	4RV-3RA

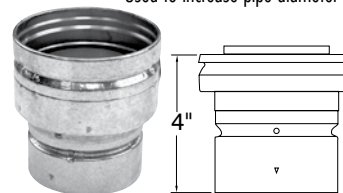
\* Only for use with Rheem / Rudd appliances



Rheem/Rudd Appliance Adapter

### DOUBLE WALL INCREASER

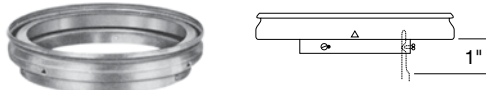
- Used to increase pipe diameter



Size	Product No.	Part No.
3"	3" x 4"	103324 3RV-14DW
	3" x 5"	103325 3RV-15DW
4"	4" x 5"	104325 4RV-15DW
	4" x 6"	104326 4RV-16DW
5"	5" x 6"	105326 5RV-16DW

### LOW PROFILE DOUBLE WALL INCREASER

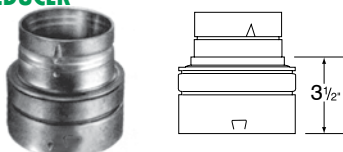
- Used to increase pipe diameter
- Used for tight installations to optimize space



Size	Product No.	Part No.	Size	Product No.	Part No.	Size	Product No.	Part No.	Size	Product No.	Part No.
3"	3" x 4"	103304 3RV-14	4"	4" x 5"	104305 4RV-15	5"	5" x 6"	105306 5RV-16	6"	6" x 7"	106307 6RV-17
	3" x 5"	103305 3RV-15		4" x 6"	104306 4RV-16		5" x 7"	105307 5RV-17		6" x 8"	106308 6RV-18
	3" x 6"	103306 3RV-16		4" x 7"	104307 4RV-17		5" x 8"	105308 5RV-18		7" x 8"	107308 7RV-18
	3" x 7"	103307 3RV-17		4" x 8"	104308 4RV-18					8" x 10"	108310 8RV-110
	3" x 8"	103308 3RV-18									

**NOTE:** Other sizes available for project work on special order. Allow 30 working days after placing order. Maximum screw size 3/8"

### REDUCER



**NOTE:** One step only

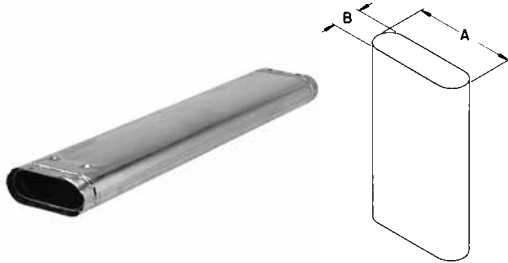
Size	Product No.	Part No.	1 Step
4"	104363	4RV-R3	4" x 3"
5"	105364	5RV-R4	5" x 4"
6"	106365	6RV-R5	6" x 5"
7"	107366	7RV-R6	7" x 6"
8"	108367	8RV-R7	8" x 7"

# OV 4", 5" & 6"

## VENT PIPE

### OVAL PIPE

- Offers all the advantages of round pipe, and may be used for the following types of installation.



- 4" Oval:**  
Conventional Type B  
Type B-2x4 when used with firestop  
Type BW-2x4 with recessed heater
- 5" Oval:**  
Type B  
Type B-2x4
- 6" Oval:**  
Type B-2x6

Diameter	Length	Product No.	Part No.
4"	6	164006	40V-06
4"	12	164012	40V12
4"	18	164018	40V18
4"	24	164024	40V24
4"	36	164036	40V36
4"	48	164048	40V48
4"	60	164060	40V60
5"	6	165006	50V-06
5"	12	165012	50V12
5"	18	165018	50V18
5"	24	165024	50V24
5"	36	165036	50V36
5"	48	165048	50V48
5"	60	165060	50V60
6"	6	166006	60V-06
6"	12	166012	60V12
6"	18	166018	60V18
6"	24	166024	60V24
6"	36	166036	60V36

### ADJUSTABLE OVAL PIPE



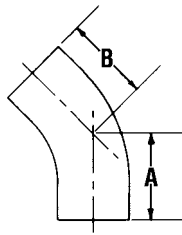
- The adjustable length overlaps the standard pipe section to permit adjustments from 3" to 10".

Size	Product No.	Part No.
4"	164082	40V-AJ
5"	165082	50V-AJ
6"	166082	60V-AJ

## ELBOWS, TEES AND WYES

### 45° OVAL ELBOW

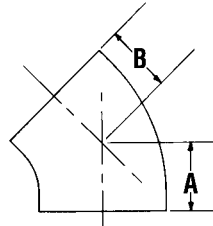
- The standard 45° elbow is used in pairs where offsets are desired in 1" minimum clearance enclosures or open spaces, such as attics or basements. Add pipe sections between pairs to produce additional offset.



Size	Product No.	Part No.	A	B
4"	164215	40V-45S	3"	3"
5"	165215	50V-45S	3½"	3½"
6"	166215	60V-45S	4"	4"

### 45° OVAL ELBOW - FLAT

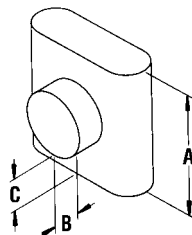
- The flat 45° elbow is used in pairs where offsets are desired in 1" minimum clearance enclosures or open spaces, such as attics or basements. Add pipe sections between pairs to produce additional offset.



Size	Product No.	Part No.	A	B
4"	164220	40V-45F	3¾"	3¾"
5"	165220	50V-45F	4¾"	4¾"
6"	166220	60V-45F	5"	5"

### STANDARD OVAL TEE

- The branch size and trunk size have the same diameter. The tee branch accepts either double- or single-wall pipe.



Size	Product No.	Part No.	A	B	C
4"	164100	40V-TS	12"	2½"	2½"
5"	165100	50V-TS	12"	2½"	2½"
6"	166100	60V-TS	12"	2½"	2¾"



# OV 4", 5" & 6"

## ELBOWS, TEES AND WYES

### STANDARD OVAL TEE CAP

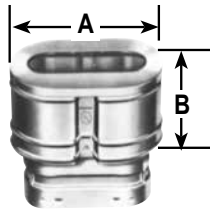
- The tee cap is used for closing off the bottom of the tee.



Size	Product No.	Part No.
4"	164180	40V-TC
5"	165180	50V-TC
6"	166180	60V-TC

## TOPS, SUPPORTS AND FIRESTOPS

### 4" OVAL TOP



Size	Product No.	Part No.	A	B
4"	164800	40V-OT	5 $\frac{3}{8}$ " x 8 $\frac{1}{2}$ "	3 $\frac{1}{2}$ "

#### NOTE:

For 50V and 60V Tops, use Oval to Round Adapters in conjunction with standard RV Round Tops.

### OVAL VENT KIT

- The kit includes: 2 - 40V-24, 40V-BP, 40V-CS, 40V-RV4.



Size	Product No.	Part No.
4"	164620	40V-VK

### OVAL TEE SUPPORT

- The tee support is used to support and center the tee. Use with the tee cap shown above.



Size	Product No.	Part No.
4"	164430	40V-ST
5"	165430	50V-ST
6"	166430	60V-ST

### OVAL FIRESTOP SPACERS

-The firestop spacers center vent in 16" O.C. stud space and serve as a firestop at the ceiling level. This is a required component for Type B 2 x 4 and multi-story Type BW installations.



Size	Product No.	Part No.	Wall
4"	164460	40V-FS	2" x 4"
5"	165460	50V-FS	2" x 4"
4"	164465	40V-FS6	2" x 6"
5"	165465	50V-FS6	2" x 6"
6"	166460	60V-FS	2" x 6"

### TYPE BW HOLD-DOWN PLATE

- The Type BW hold-down plate is required for connecting Type BW vent to a wall furnace outlet.



Size	Product No.	Part No.
4"	164410	40V-BP

### TYPE BW PLATE SPACERS

- Type BW plate spacers are required at the first ceiling level above a wall furnace to center and space vent properly and to provide the required opening between floors. Firestop spacers must be used at subsequent levels.




Size	Product No.	Part No.
4"	164520	40V-CS

# OV 4", 5" & 6"

## TOPS, SUPPORTS AND FIRESTOPS

### TYPE BW ATTIC SHIELD



- The Type BW attic shield is used on a single-story AVS building or on the top story of a multi-story building for Type BW gas vent. A 26-gauge galvanized sleeve should extend from the top of the ceiling plate into the attic. A Type BW attic shield is required by Los Angeles Code and UMC.

Size	Product No.	Part No.
4"	164490	40V-AS


### TYPE BW INSTALL KIT

- The Type BW installation kit contains one pair of Type BW plate spacers (40V-CS) and one BW Hold Down Plate (40V-BP).

Size	Product No.	Part No.
4"	164607	40V-BW

## FLASHINGS AND STORM COLLAR

### FLAT TO 5/12 PITCH FLASHING



- The flashing is installed either parallel or perpendicular to the roof ridge, and fits roof pitches flat to 5/12.

Size	Product No.	Part No.
4"	164825	40V-AF
5"	165825	50V-AF
6"	166825	60V-AF

### OVAL STORM COLLAR

- The storm collar serves as a counter flashing and requires mastic to seal to the vent pipe.

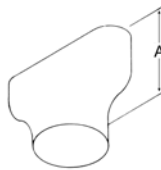


Size	Product No.	Part No.
4"	164810	40V-SC
5"	165810	50V-SC
6"	166810	60V-SC

## ADAPTERS, CONNECTORS AND INCREASERS

### ROUND TO OVAL ADAPTER

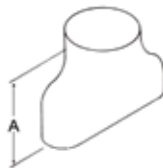
- The round-to-oval adapter is used for conversion of vent from round to oval.



Size	Product No.	Part No.	A
4"	164370	4RV-OV4	6 $\frac{7}{8}$ "
5"	165370	5RV-OV5	9 $\frac{3}{8}$ "
6"	166370	6RV-OV6	10 $\frac{3}{4}$ "

### OVAL TO ROUND ADAPTER

- The oval-to-round adapter is used for conversion of vent from oval to round.



Size	Product No.	Part No.	A
4"	164380	4OV-RV4	6 $\frac{7}{8}$ "
5"	165380	5OV-RV5	9 $\frac{3}{8}$ "
6"	166380	6OV-RV6	10 $\frac{3}{4}$ "

### 4" OVAL INCREASER TO 5"

- The increaser permits increasing of vent from 4" oval to 5" oval.



Size	Product No.	Part No.
4"	164930	40V-50V

## DWC 3" THROUGH 5"

Selkirk DWC Double Wall Flexible Gas Vent pipe is available in 3", 4", & 5" diameters in 2', 3', 4', & 5' lengths designed for easy connection to standard Type B Gas Vent. DWC is listed for use as a "segment" of an unenclosed Type B gas vent system and is fully safety certified for use in conditioned and/or unconditioned attics and crawl spaces. DWC can simplify alignment of most installations by enabling a quick and easy offset between sections of rigid gas vent.

### DOUBLE WALL FLEXIBLE B-VENT



3"	Product No.	Part No.	4"	Product No.	Part No.	5"	Product No.	Part No.
	1730022	3DWC - 2'		1740022	4DWC - 2'		1750022	5DWC - 2'
	1730033	3DWC - 3'		1740033	4DWC - 3'		1750033	5DWC - 3'
	1730044	3DWC - 4'		1740044	4DWC - 4'		1750044	5DWC - 4'
	1730066	3DWC - 5'		1740066	4DWC - 5'		1750066	5DWC - 5'
	1734300	3DWC - SS		1744300	4DWC - SS		1754300	5DWC - SS

**NOTE:** SS = Support Spacer

## EFC 3" THROUGH 4"

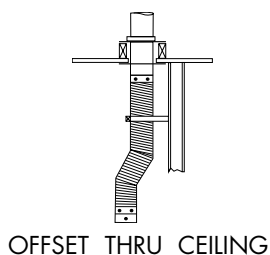
The Selkirk® Model EFC Expandable Flexible Gas Vent Connector is designed for use with gas-fired appliances equipped with draft hoods and other appliances listed for use with Type B Gas Vent. This Model EFC Expandable Flexible Gas Vent Connector system eliminates the need for elbows and greatly simplifies most gas appliance vent installations. The Model EFC is available in 3" & 4" diameters and can expand from one foot to three feet. Ask your sales associate for details.

### EXPANDABLE FLEXIBLE GAS VENT CONNECTOR

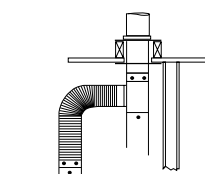


3"	Product No.	Part No.	Description	4"	Product No.	Part No.	Description
	173036	3EFC-3	3" (1-3') Flex Connector		174036	4EFC-3	4" (1-3') Flex Connector
	173060	3EFC-5	3" (2-5') Flex Connector		174061	4EFC-5	4" (2-5') Flex Connector

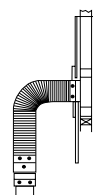
### TYPICAL INSTALLATIONS



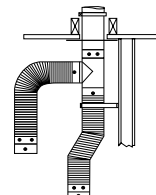
OFFSET THRU CEILING



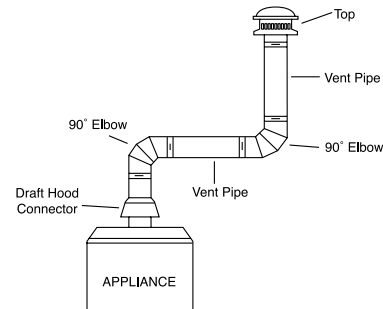
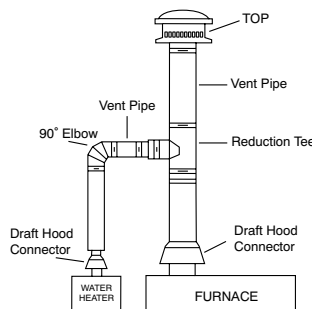
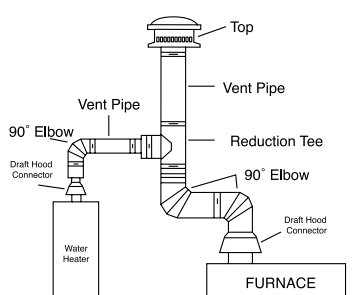
90° OFFSET W/TEE



THRU THE WALL



COMBINED VENT  
THRU CEILING



# FLEXI-LINER

## GAS APPLIANCE CHIMNEY LINER SYSTEMS

### FLEXI BASIC KIT



- Available in 3", 4", 5", 5.5", 6", 7" and 8" diameters
- Available in 15', 25' and 35' lengths
- Listed to: UL1777 and ULC-S635
- Compatible with Type B gas vent systems
- Kit includes length, round top, flashing with 3" collar, mortar guard, fasteners and instructions

AF\*-FC Flexi Coupler is available to assist in joining flexible lengths or connecting to fittings.

AF\*-BVA Type B Gas Vent Adapter is available to transition from Type B Gas Vent to Flexi Chimney Liner.

Size	Length	Product No.	Part No.	Pack
3"	15'	1730015	AF15-03	1
4"	15'	1740015	AF15-04	1
5"	15'	1750015	AF15-05	1
3"	25'	1730025	AF25-03	1
4"	25'	1740025	AF25-04	1
5"	25'	1750025	AF25-05	1
5.5"	25'	1755025	AF25-05.5	1
6"	25'	1760025	AF25-06	1
7"	25'	1770025	AF25-07	1
8"	25'	1780025	AF25-08	1
3"	35'	1730035	AF35-03	1
4"	35'	1740035	AF35-04	1
5"	35'	1750035	AF35-05	1
5.5"	35'	1755035	AF35-05.5	1
6"	35'	1760035	AF35-06	1
7"	35'	1770035	AF35-07	1
8"	35'	1780035	AF35-08	1

### FLEXI EXTENSION KIT



- 10' flexible liner length
- Includes coupler and fastener package
- UL-listed

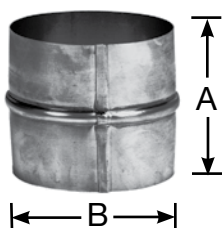
Size	Length	Product No.	Part No.	Pack
3"	10'	1730010	AFE10-03	1
4"	10'	1740010	AFE10-04	1
5"	10'	1750010	AFE10-05	1
5.5"	10'	1755010	AFE10-05.5	1
6"	10'	1760010	AFE10-06	1
7"	10'	1770010	AFE10-07	1
8"	10'	1780010	AFE10-08	1
3"	25'	1730250	AF3-25L	1
4"	25'	1740250	AF4-25L	1
5"	25'	1750250	AF5-25L	1
6"	25'	1760250	AF6-25L	1
7"	25'	1770250	AF7-25L	1
8"	25'	1780250	AF8-25L	1
3"	35'	1730350	AF3-35L	1
4"	35'	1740350	AF4-35L	1
5"	35'	1750350	AF5-35L	1
6"	35'	1760350	AF6-35L	1
7"	35'	1770350	AF7-35L	1
8"	35'	1780350	AF8-35L	1

# FLEXI-LINER

## GAS APPLIANCE CHIMNEY LINER SYSTEMS

### FLEX COUPLER

- For fitting or joining Flexi-Liner lengths



Size	Dimensions		Product No.	Part No.	Pack
	A	B			
3"	4"	2.97"	173085	AF3-FC	1
4"	4"	3.97"	174085	AF4-FC	1
5"	4"	4.97"	175085	AF5-FC	1
5.5"	4"	5.47"	175585	AF55-FC	1
6"	4"	5.97"	176085	AF6-FC	1
7"	4"	6.97"	177085	AF7-FC	1
8"	4"	7.97"	178085	AF8-FC	1

### PULL DOWN


- Used to stretch and lead Flex-Liner down chimney



Size	Product No.	Part No.	Pack
3"	173000	FX3-PD	6
4"	174000	FX4-PD	6
5"	175000	FX5-PD	6
5.5"	175500	FX55-PD	6
6"	176000	FX6-PD	6
7"	177000	FX7-PD	6
8"	178000	FX8-PD	6

### ADAPTERS

- Adapter to transition from all brands of listed Type B Gas Vent to Flexi-Liner



Size	Dimensions			Product No.	Part No.	Pack
	A	B	C			
3"	5.88"	2.95"	3.57"	173086	AF3-BVA	6
4"	5.88"	3.95"	4.57"	174086	AF4-BVA	6
5"	5.88"	4.95"	5.57"	175086	AF5-BVA	6
6"	5.88"	5.95"	6.57"	176086	AF6-BVA	6
7"	5.88"	6.95"	7.57"	177086	AF7-BVA	6
8"	5.88"	7.95"	8.57"	178086	AF8-BVA	6

### FLEXI INSULATED SLEEVE

- Insulation sleeve with tough poly exterior  
- Cable ties included



Size	Product No.	Part No.	Pack
3"- 4"	1740120	AF4-FS	5
5"	1750120	AF5-FS	5
5.5" - 6"	1760120	AF6-FS	5
7"	1770210	AF7-FS	5
8"	1780210	AF8-FS	5



- TYPE: Factory-built double-wall gas vent
- APPLICATION: For venting negative pressure gas-burning appliances certified for use with Type B Gas Vent as described in NFPA 211, NFPA 54 and/or the International Fuel Gas Code.
- SIZES: 3" diameter through 48" diameter (nominal inside diameter)

Inside Dimension	Outside Dimension	Clearance
3" through 8" (Round, 1" increments)	Inside Diameter + ½"	1"
4" Oval (2" x 6 ¾") *	Inside Dimension + ½"	1" **
5" Oval (2" x 10 ¼") *	Inside Dimension + ½"	1" **
6" Oval (2 13/16" x 11 1/8") *	Inside Dimension + ½"	1" **

\*\* Proper clearance in a stud wall is the distance created by centering the vent within the stud wall and will be less than one inch. The size referenced for oval vent corresponds to the diameter of a round vent of equivalent area. See full catalog for component dimensions.

- Material**  
Inner Liner of Aluminum Alloy 1100, 3003, 3104, 3105 or 5010 Outer Wall of UL  
Recognized G90 Galvanized Steel

Selkirk Corporation  
5030 Corporate Exchange Blvd.  
Grand Rapids, MI 49512  
Toll Free: 1.800.433.6341

## NOTES

15

## Chimney Systems for the Professional



**Direct Vent**



**Chimney**



**Double Wall  
Stove Pipe**



RESIDENTIAL AND COMMERCIAL: VENT | CHIMNEY | GRILLES | REGISTERS | DIFFUSERS

United States  
5030 Corporate Exchange Blvd.  
Grand Rapids, MI 49512

1.800.992.VENT (8368)  
info@selkirkcorp.com



[selkirkcorp.com](http://selkirkcorp.com)

Canada  
375 Green Road  
Stoney Creek, ON L8E 4A5

1.888.SELKIRK (735.5475)  
cscanada@selkirkcorp.com