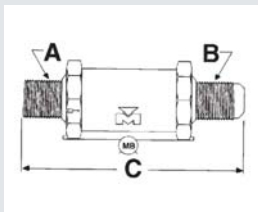




Features:

- Temperature Range: -40°F/300°F, -40°C/149°C
- Designed primarily for use on liquid receiver applications above the liquid refrigerant level (it is recommended that the factory be consulted before the valves are used on other applications)
- Satisfy ASHRAE Standard 15 code requirements for a refrigerant vessel safety device (Application information can also be found in ASHRAE Guide and Data Book)
- Comply with ASME code for unfired pressure vessels
- Discharge rates are certified by National Board of Boiler & Pressure Vessel Inspectors
- Designed for maximum discharge capacities
- Conforms to Pressure Equipment Directive 2014/68/EU, CRN, Compatible with all CFC, HCFC and HFC refrigerants and oils
- CRN OG0314.9C

NPTFE Inlet to Flare Outlet



Part Number *	NPTFE A (in)	Flare B (in)	C (in)	C (mm)	Wt (lb)	Wt (kg)	Discharge Table	Working Pressure
B 33752	1/4	3/8	2.81	71	0.38	0.17	B	150 - 700 psi
B 33753	1/4	1/2	3.00	76	0.41	0.18	B	150 - 700 psi
A 15502	3/8	3/8	2.81	71	0.34	0.15	B	150 - 700 psi
A 15503	3/8	1/2	3.00	76	0.35	0.16	B	150 - 700 psi
A 18737	3/8	5/8	4.20	107	0.98	0.45	C	150 - 700 psi
A 18783	3/8	1/2	4.20	107	0.95	0.43	C	150 - 700 psi
A 15504	1/2	5/8	4.20	107	0.84	0.38	C	150 - 700 psi

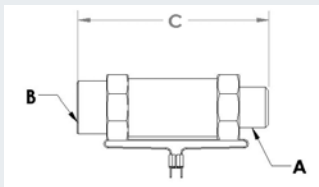
* Part Number indicates style and size of relief valve only. Customer must specify pressure setting

PSIG	Discharge Capacity (lb air/min)											BAR	Discharge Capacity (kg air/min)										
	A	B	C	D	E	F	G	H	I	J	K		A	B	C	D	E	F	G	H	I	J	K
235	4.3	9.1	20.1	33.7	55.9	91.8	39.0		29.0	60.6	90.3	16	2.0	4.1	9.1	15.3	25.4	41.6	17.7	13.2	27.5	41.0	
300	5.4	11.5	25.4	42.5	70.5	115.8	49.2		36.6	76.5	113.9	21	2.4	5.2	11.5	19.3	32.0	52.5	22.3	16.6	34.7	51.7	
350	6.3	13.3	29.5	49.3	81.8	134.3	57.1		42.4	88.7	132.1	24	2.9	6.0	13.4	22.4	37.1	60.9	25.9	19.2	40.2	59.9	
400	7.1	15.2	33.5	56.1	93.0	152.7	64.9		48.2		150.3	28	3.2	6.9	15.2	25.4	42.2	69.3	29.4	21.9		68.2	
425	7.6	16.1	35.6	59.5	98.6	162.0	68.8		51.2		159.4	29	3.4	7.3	16.1	27.0	44.7	73.5	31.2	23.2		72.3	
450	8.0	17.0	37.6	62.9	104.3	171.2	72.8		54.1		168.5	31	3.6	7.7	17.1	28.5	47.3	77.7	33.0	24.5		76.4	
500		18.8	41.6									34		8.5	18.9								
550		20.7	45.6									38		9.4	20.7								
600		22.5	49.7							88.9		41		10.2	22.5					40.3			
650		24.3	53.7							96.2		45		11.0	24.4					43.6			
700		26.2	57.8							103.4		48		11.9	26.2					46.9			

SAFETYMASTER® Pressure Relief Valves

Straight Thru

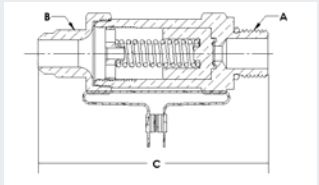
NPTFE Inlet to NPTFI Outlet



Part Number *	NPTFE A (in)	NPTFI B (in)	C (in)	C (mm)	Wt (lb)	Wt (kg)	Discharge Table	Working Pressure
A 18736	3/8	3/4	4.00	102	0.98	0.45	C	150 - 700 psi
A 18356	1/2	1/2	3.99	101	0.96	0.43	G	150 - 450 psi
A 18762	1/2	3/4	4.00	102	0.94	0.43	C	150 - 700 psi
A 18357	1/2	3/4	3.99	101	0.89	0.40	G	150 - 450 psi
A 15506	3/4	3/4	4.95	126	1.53	0.69	D	150 - 450 psi
A 18358	3/4	3/4	3.99	101	0.93	0.42	G	150 - 450 psi
AW18422 *	3/4	3/4	4.95	126	1.60	0.73	H	600 - 700 psi
A 18735	3/4	1	4.60	117	1.49	0.68	E	150 - 450 psi
A 17840	1	1	4.60	117	1.45	0.66	E	150 - 450 psi
A 18387	1	1	4.94	125	1.81	0.82	F	150 - 450 psi
A 18424 *	1	1	4.77	121	1.58	0.72	J	150 - 350 psi
A 18444 *	1	1 1/4	5.24	133	1.98	0.90	K	150 - 450 psi
A 17834	1 1/4	1 1/4	4.94	125	2.00	0.91	F	150 - 450 psi
A 18425 *	1 1/4	1 1/4	5.24	133	2.17	0.99	K	150 - 450 psi

* Part Number indicates style and size of relief valve only. Customer must specify pressure setting

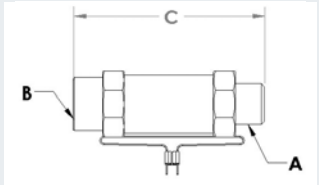
Straight Thread Inlet to Flare Outlet



Part Number *	Inlet A (in)	Outlet B (in)	C (in)	C (mm)	Wt (lb)	Wt (kg)	Discharge Table	Working Pressure
B 35413	7/8 - 14 UNF - 2A	5/8	4.19	106	0.92	0.42	C	150 - 700 psi

* Part Number indicates style and size of relief valve only. Customer must specify pressure setting

Straight Thread Inlet to NPTFI Outlet



Part Number *	Inlet A (in)	Outlet B (in)	C (in)	C (mm)	Wt (lb)	Wt (kg)	Discharge Table	Working Pressure
B 34444	7/8 - 14UNF - 2A	3/4	5.00	127	1.52	0.69	D	150 - 450 psi
A 18540	7/8 - 14UNF - 2A	3/4	3.99	101	0.96	0.44	G	150 - 450 psi
B 34519	1 5/16 - 12UNF - 2S	1	4.38	111	1.37	0.62	E	150 - 450 psi
B 34580	1 5/8 - 12UNF - 2A	1 1/4	5.00	127	2.00	0.91	F	150 - 450 psi

* Part Number indicates style and size of relief valve only. Customer must specify pressure setting