

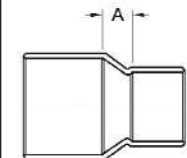
COUPLINGS

Copper x Copper



Mueller: WC-400S wrot (dimple)
WC-400 wrot (ring)
WC-400R wrot (reducing)
-- cast

Elkhart: 100 wrot
101-R wrot (reducing)
4701 cast
4701-R cast (reducing)



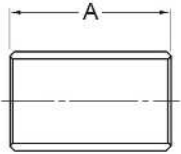
Nibco: 600-DS wrot (dimple)
600-RS wrot (ring)
600 wrot (reducing)
-- cast

C x C

Item No.	Nom. Size (in inches)	Box Qty	Mstr Crtn	Net Wt. Approx.	Dim A
WP0-02	1/8	100	2000	.01	1/16
WP0-04	1/4	100	1500	.01	1/16
WP0-06	3/8	100	1000	.01	1/16
WP0-08	1/2	100	1000	.02	1/16
WP0-10	5/8	50	500	.04	1/16
WP0-12	3/4	50	500	.05	1/16
WP0-16	1	25	250	.10	1/16
WP0-20	1 1/4	25	200	.14	1/16
WP0-24	1 1/2	10	100	.22	1/16
WP0-32	2	5	50	.39	3/32
WP0-40	2 1/2	5	30	.58	3/32
WP0-48	3 (ring only)	5	30	.91	3/32
WP0-56	3 1/2	1	24	1.41	1/8
WP0-64	4 (ring only)	2	16	1.92	5/32
WP0-80	5 (dimple only)	1	4	3.32	5/32
WP0-96	6 (dimple only)	1	1	5.58	5/32
WP0-99	8 (dimple only)	1	1	14.00	1/8
WP0-04-02	1/4 X 1/8	50	500	.01	5/32
WP0-06-02	3/8 X 1/8	25	500	.02	1/4
WP0-06-04	3/8 X 1/4	50	500	.01	3/16
WP0-08-02	1/2 X 1/8	50	500	.02	23/64
WP0-08-04	1/2 X 1/4	100	1000	.02	1/4
WP0-08-06	1/2 X 3/8	100	1500	.03	5/32
WP0-10-04	5/8 X 1/4	25	500	.03	5/16
WP0-10-06	5/8 X 3/8	50	300	.03	7/32
WP0-10-08	5/8 X 1/2	25	500	.03	5/32
WP0-12-04	3/4 X 1/4	25	250	.04	7/16
WP0-12-06	3/4 X 3/8	50	250	.06	21/64
WP0-12-08	3/4 X 1/2	50	500	.05	3/16
WP0-12-10	3/4 X 5/8	50	500	.06	3/16
WP0-16-06	1 X 3/8	10	100	.08	1/2

Item No.	Nom. Size (in inches)	Box Qty	Mstr Crtn	Net Wt. Approx.	Dim A
WP0-16-08	1 X 1/2	25	250	.08	7/16
WP0-16-10	1 X 5/8	25	250	.12	3/8
WP0-16-12	1 X 3/4	25	250	.10	13/32
WP0-20-08	1 1/4 X 1/2	10	100	.13	41/64
WP0-20-12	1 1/4 X 3/4	10	200	.13	15/32
WP0-20-16	1 1/4 X 1	25	200	.16	5/16
WP0-24-08	1 1/2 X 1/2	10	100	.22	25/32
WP0-24-12	1 1/2 X 3/4	25	150	.19	21/32
WP0-24-16	1 1/2 X 1	10	100	.30	7/16
WP0-24-20	1 1/2 X 1 1/4	10	100	.23	11/32
WP0-32-08	2 X 1/2	10	50	.42	1-1/8
WP0-32-12	2 X 3/4	10	50	.40	1
WP0-32-16	2 X 1	10	50	.37	11/16
WP0-32-20	2 X 1 1/4	10	50	.41	1/2
WP0-32-24	2 X 1 1/2	10	50	.42	7/16
WP0-40-12	2 1/2 X 3/4	5	50	.64	-
WP0-40-16	2 1/2 X 1	5	50	.63	1-1/8
WP0-40-20	2 1/2 X 1 1/4	5	50	.60	15/16
WP0-40-24	2 1/2 X 1 1/2	5	50	.62	7/8
WP0-40-32	2 1/2 X 2	5	50	.61	3/8
WP0-48-12	3 X 3/4	2	25	1.05	-
WP0-48-16	3 X 1	2	25	1.04	-
WP0-48-20	3 X 1 1/4	5	25	.96	1-5/32
WP0-48-24	3 X 1 1/2	2	25	.94	1-5/32
WP0-48-32	3 X 2	2	25	1.03	13/16
WP0-48-40	3 X 2 1/2	2	25	.92	1/2
WP0-56-48	3 1/2 X 3	1	16	1.64	1/2
WP0-64-20	4 X 1 1/4	2	-	2.16	-
WP0-64-24	4 X 1 1/2	2	10	2.12	-
WP0-64-32	4 X 2	2	10	1.97	1-1/2
WP0-64-40	4 X 2 1/2	2	10	1.86	1-1/8
WP0-64-48	4 X 3	2	10	2.29	7/8
WP0-64-56	4 X 3 1/2	2	10	2.26	17/32
CP1-80-48	5 X 3	-	-	3.67	1-3/16
WP0-80-48	5 X 3	1	4	3.13	1-3/16
CP1-80-64	5 X 4	-	-	3.76	25/32
WP0-80-64	5 X 4	1	4	3.44	25/32
CP1-96-32	6 X 2	-	-	4.66	2-3/16
WP0-96-32	6 X 2	1	1	4.90	2-3/16
WP0-96-40	6 X 2 1/2	1	1	5.05	2-1/16
CP1-96-48	6 X 3	-	-	5.42	1-11/16
CP1-96-64	6 X 4	-	-	5.89	1-3/16
WP0-96-64	6 X 4	1	1	5.26	1-3/16
CP1-96-80	6 X 5	-	-	9.44	1-3/16
WP0-96-80	6 X 5	1	1	5.53	1-3/16
WP0-99-64	8 X 4	1	1	-	2-1/4
CP1-99-96	8 X 6	1	1	13.07	3/4
WP0-99-96	8 X 6	1	1	13.07	3/4

COUPLINGS - NO STOP Copper x Copper



C x C

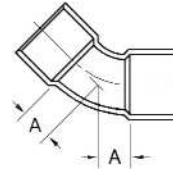
Mueller: WC-400NS wrot
-- cast

Elkhart: 101 wrot
-- cast

Nibco: 601 wrot
-- cast

Item No.	Nom. Size (in inches)	Box Qty	Mstr Crtn	Net Wt. Approx.	Dim A
WP0-NSTOP-02	1/8	50	2000	.01	11/16
WP0-NSTOP-04	1/4	50	1500	.01	11/16
WP0-NSTOP-06	3/8	100	1000	.01	13/16
WP0-NSTOP-08	1/2	100	1000	.02	1-1/8
WP0-NSTOP-10	5/8	100	500	.04	—
WP0-NSTOP-12	3/4	50	500	.05	1-5/8
WP0-NSTOP-16	1	25	250	.11	1-29/32
WP0-NSTOP-20	1 1/4	25	200	.15	2-5/16
WP0-NSTOP-24	1 1/2	10	100	.22	2-17/64
WP0-NSTOP-32	2	5	50	.39	2-23/32
WP0-NSTOP-40	2 1/2	5	30	.62	3-1/16
WP0-NSTOP-48	3	5	30	.97	3-13/32
WP0-NSTOP-56	3 1/2	1	24	1.40	3-15/16
WP0-NSTOP-64	4	2	16	1.96	4-7/16
WP0-NSTOP-80	5	1	5	3.20	5-15/32
WP0-NSTOP-96	6	1	1	5.56	6-3/8

45° ELBOW - WROT Copper x Copper



C x C

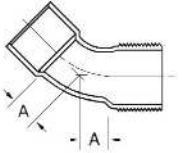
Mueller: WE-504 wrot
E-204 cast

Elkhart: 106 wrot
-- cast

Nibco: 606 wrot
706 cast

Item No.	Nom. Size (in inches)	Box Qty	Mstr Crtn	Net Wt. Approx.	Dim A
WP6-02	1/8	50	1000	.01	1/8
WP6-04	1/4	50	1000	.01	15/64
WP6-06	3/8	50	1000	.02	1/4
WP6-08	1/2	100	1000	.03	1/4
WP6-10	5/8	25	250	.05	7/16
WP6-12	3/4	50	500	.08	5/16
WP6-16	1	10	250	.15	5/16
WP6-20	1 1/4	10	100	.23	7/16
WP6-24	1 1/2	20	100	.30	9/16
WP6-32	2	10	50	.56	11/16
WP6-40	2 1/2	5	25	.94	7/8
WP6-48	3	3	24	1.01	63/64
WP6-56	3 1/2	1	16	3.46	1-5/32
WP6-64	4	1	8	3.31	1-11/64
CP6-80	5	1	6	6.55	1-13/32
WP6-80	5	1	6	6.89	1-13/32
CP6-96	6	1	1	14.15	1-11/16
WP6-96	6	1	1	9.57	1-11/16
WP6-99	8	1	1	29.00	2-1/4

45° ELBOW - WROT Copper x Male



Mueller: -- wrot
-- cast

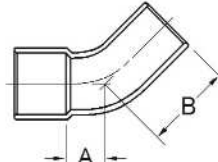
Elkhart: -- wrot
-- cast

Nibco: -- wrot
-- cast

C x M

Item No.	Nom. Size (in inches)	Box Qty	Mstr Crtn	Net Wt. Approx.	Dim A	Dim B
CP6-4-08	1/2	25	100	.10	3/16	1
CP6-4-12	3/4	25	25	.18	3/8	1-1/8
CP6-4-16	1	10	10	.39	1/2	1-1/4
CP6-4-20	1-1/4	10	25	.54	1/2	1-1/2

45° ELBOW STREET Fitting x Copper



Mueller: WE-505 wrot
-- cast

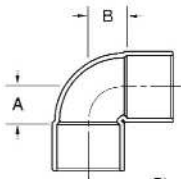
Elkhart: 106-2 wrot
-- cast

Nibco: 606-2 wrot
706-2 cast

FTG x C

Item No.	Nom. Size (in inches)	Box Qty	Mstr Crtn	Net Wt. Approx.	Dim A	Dim B
WP6-2-04	1/4	50	1000	.01	15/64	41/64
WP6-2-06	3/8	50	1000	.02	9/32	23/32
WP6-2-08	1/2	100	1000	.03	7/16	7/8
WP6-2-10	5/8	25	250	.06	27/64	1-1/16
WP6-2-12	3/4	50	500	.08	5/8	1-1/8
WP6-2-16	1	10	250	.15	3/16	1-1/2
WP6-2-20	1 1/4	10	100	.24	5/8	1-9/16
WP6-2-24	1 1/2	20	100	.31	3/4	1-9/16
WP6-2-32	2	10	50	.64	13/16	2-1/2
WP6-2-40	2 1/2	5	40	.96	29/32	2-7/16
WP6-2-48	3	3	24	1.95	1	2-11/16
WP6-2-64	4	1	8	4.32	1-9/32	3-1/2

90° ELBOW - WROT (Short Radius) Copper x Copper



Mueller: WE-500 wrot
E-200 cast

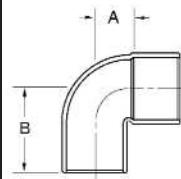
Elkhart: 107-C wrot
4707 cast

Nibco: 607 wrot
707 cast

C x C

Item No.	Nom. Size (in inches)	Box Qty	Mstr Crtn	Net Wt. Approx.	Dim A	Dim B
WP7-02	1/8	50	1000	.01	1/4	1/4
WP7-04	1/4	100	1000	.01	3/8	3/8
WP7-06	3/8	100	1000	.03	21/64	21/64
WP7-08	1/2	100	1000	.05	5/16	5/16
WP7-10	5/8	50	500	.04	17/32	17/32
WP7-12	3/4	50	500	.06	9/16	9/16
WP7-16	1	10	250	.09	5/8	5/8
WP7-20	1-1/4	10	100	.16	7/8	7/8
WP7-24	1-1/2	10	50	.27	1	1
WP7-32	2	10	25	.71	1-1/8	1-1/8
WP7-40	2-1/2	5	25	1.20	1-3/8	1-3/8
WP7-48	3	3	24	1.89	1-61/64	1-61/64
WP7-56	3-1/2	1	8	2.72	2-7/32	2-7/32
WP7-64	4	1	8	4.37	2-17/32	2-17/32
CP7-80	5	—	—	10.49	3-1/18	3-1/18
WP7-80	5	1	1	7.22	3-1/18	3-1/18
CP7-96	6	—	—	17.00	3-13/16	3-13/16
WP7-96	6	1	1	14.86	3-13/16	3-13/16
WP7-99	8	1	1	38.00	5-1/8	5-1/8
WP7-04-02	1/4 X 1/8	100	1000	.01	19/32	15/32
WP7-06-04	3/8 X 1/4	50	1000	.03	41/64	39/64
WP7-08-04	1/2 X 1/4	50	500	.04	11/16	5/8
WP7-08-06	1/2 X 3/8	50	500	.05	7/16	3/8
WP7-10-08	5/8 X 1/2	50	500	.06	31/32	7/8
WP7-12-08	3/4 X 1/2	50	500	.08	11/16	9/16
WP7-16-08	1 X 1/2	25	250	.18	1-1/8	7/8
WP7-16-12	1 X 3/4	25	200	.15	3/4	19/32
CP7-20-08	1 1/4 X 1/2	10	100	.28	2-5/32	1-3/8
CP7-20-12	1 1/4 X 3/4	5	25	.44	5/8	1-1/16
WP7-20-16	1 1/4 X 1	10	100	.24	7/8	1-15/32
CP7-24-08	1 1/2 X 1/2	10	100	.41	—	—
CP7-24-12	1 1/2 X 3/4	5	25	.66	5/8	1
CP7-24-16	1 1/2 X 1	5	25	.75	3/4	13/16
WP7-24-20	1 1/2 X 1 1/4	10	100	.35	1-9/64	55/64
CP7-32-12	2 X 3/4	5	40	.96	—	—
CP7-32-16	2 X 1	5	40	1.07	3/4	1-1/4
CP7-32-20	2 X 1 1/4	5	40	.88	2-1/2	2-1/8
WP7-32-24	2 X 1 1/2	5	40	.60	1-9/16	1-13/64
WP7-40-32	2 1/2 X 2	5	1	1.12	1-7/8	1-1/2
WP7-48-40	3 X 2 1/2	1	8	1.6	2-3/32	1-3/4

90° ELBOW STREET (Short Radius) Fitting x Copper



Mueller: WE-503 wrot
-- cast

Elkhart: 107-C-2 wrot
-- cast

Nibco: 607-2 wrot
707-2 cast

FTG x C

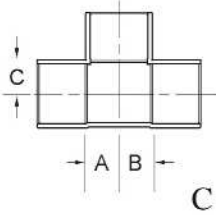
Item No.	Nom. Size (in inches)	Box Qty	Mstr Crtn	Net Wt. Approx.	Dim A	Dim B
WP7-2-02	1/8	50	200	.02	1/4	5/8
WP7-2-04	1/4	50	200	.02	3/8	3/4
WP7-2-06	3/8	50	200	.03	21/64	49/64
WP7-2-08	1/2	50	200	.06	7/16	1
WP7-2-10	5/8	25	250	.06	17/32	1-7/32
WP7-2-12	3/4	50	500	.12	5/8	1-5/8
WP7-2-16	1	10	250	.16	21/32	1-21/32
WP7-2-20	1-1/4	10	100	.26	15/16	2-7/32
WP7-2-24	1-1/2	20	50	.38	1-1/8	2-19/32
WP7-2-32	2	10	25	1.19	1-1/8	3-3/16
WP7-2-40	2-1/2	5	25	1.90	1-1/2	3-1/2
WP7-2-48	3	3	24	1.99	2	3-25/32
WP7-2-64	4	1	8	4.26	2-19/32	4-13/16

**FOR MORE INFORMATION CALL ARGCO AT
800-854-1015
OR LOG ONTO WWW.ARGCO.COM**

PRESSURE FITTINGS

TEE - WROT

Copper x Copper x Copper



Mueller: WT-600 wrot
T-300 cast

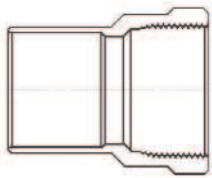
Elkhart: 111 wrot
4711 cast

Nibco: 611 wrot
711 cast

Item No.	Nom. Size (in inches)	Mstr Crtn	Net Wt. Approx.	Dim A	Dim B	Dim C
WPT-02	1/8	50/1000	.02	1/8	1/8	1/8
WPT-03	3/16 OD	50/500	-	-	-	-
WPT-04	1/4	50/1000	.03	17/64	17/64	1/4
WPT-05	5/16 OD	50/1000	.02	7/32	7/32	9/32
WPT-06	3/8	50/500	.05	5/16	5/16	3/8
WPT-08	1/2	50/500	.06	21/64	21/64	21/64
WPT-10	5/8	25/250	.11	7/16	7/16	1/2
WPT-12	3/4	25/200	.14	1/2	1/2	17/32
WPT-16	1	10/100	.31	21/32	21/32	21/32
WPT-20	1-1/4	5/50	.41	7/8	7/8	25/32
WPT-24	1-1/2	5/50	.56	1-5/32	1-5/32	1-5/32
WPT-32	2	5/25	1.29	1-3/8	1-3/8	1-3/8
WPT-40	2-1/2	1/10	4.18	1-21/32	1-21/32	1-11/16
WPT-48	3	1/10	3.49	1-7/8	1-7/8	1-11/16
WPT-56	3-1/2	1/8	5.29	2-5/32	2-5/32	2-1/4
CPT-64	4 cast	1/1	6.1	2-13/32	2-13/32	2-9/16
WPT-64	4	1/8	7.0	2-13/32	2-13/32	2-9/16
CPT-80	5 cast	1/1	12.03	2-37/64	2-37/64	2-29/32
WPT-80	5	1/1	8.29	2-37/64	2-37/64	2-29/32
CPT-96	6 cast	1/1	13.46	3-1/8	3-1/8	3-11/16
WPT-96	6	1/1	12.08	3-1/8	3-1/8	3-11/16
WPT-99	8	1/1	33.00	4-1/16	4-1/16	4-3/4
WPT-02-02-04	1/8 x 1/8 x 1/4	50/1000	.02	13/32	13/32	1/4
WPT-04-02-04	1/4 x 1/8 x 1/4	50/1000	.03	17/64	13/32	1/4
WPT-04-04-02	1/4 x 1/4 x 1/8	50/1000	.03	13/64	13/64	7/32
WPT-04-04-03	1/4 OD x 3/8 OD	50/500	-	-	-	-
WPT-04-04-06	1/4 x 1/4 x 3/8	50/500	.05	-	-	-
WPT-05-05-06	5/16OD x 3/8OD	50/500	.02	-	-	-
WPT-06-04-04	3/8 x 1/4 x 1/4	50/500	.05	5/16	15/32	15/32
WPT-06-04-06	3/8 x 1/4 x 3/8	50/500	.05	5/16	15/32	3/8
WPT-06-06-02	3/8 x 3/8 x 1/8	50/500	.05	5/16	5/16	39/64
WPT-06-06-04	3/8 x 3/8 x 1/4	50/500	.04	5/16	5/16	15/32
WPT-06-06-08	3/8 x 3/8 x 1/2	50/500	.07	17/32	17/32	11/32
WPT-08-04-06	1/2 x 1/4 x 3/8	50/500	.06	-	-	-
WPT-08-06-04	1/2 x 3/8 x 1/4	50/500	.06	-	-	-
WPT-08-06-06	1/2 x 3/8 x 3/8	50/500	.06	5/16	1/2	13/32
WPT-08-06-08	1/2 x 3/8 x 1/2	50/500	.06	3/8	17/32	11/32
WPT-08-08-02	1/2 x 1/2 x 1/8	50/500	.06	9/32	9/32	1/2

Item No.	Nom. Size (in inches)	Mstr Crtn	Net Wt. Approx.	Dim A	Dim B	Dim C
WPT-08-08-04	1/2 x 1/2 x 1/4	50/500	.08	9/32	9/32	13/32
WPT-08-08-06	1/2 x 1/2 x 3/8	50/500	.08	5/16	5/16	13/32
WPT-08-08-12	1/2 x 1/2 x 3/4	25/250	.17	33/64	33/64	15/32
WPT-08-08-16	1/2 x 1/2 x 1	10/100	.29	15/16	15/16	3/4
WPT-10-10-06	5/8 x 5/8 x 3/8	25/250	.09	27/64	27/64	21/32
WPT-10-10-12	5/8 x 5/8 x 3/4	25/250	.16	-	-	-
WPT-12-06-06	3/4 x 3/8 x 3/8	25/250	.12	25/64	23/32	11/16
WPT-12-08-06	3/4 x 1/2 x 3/8	25/250	.19	25/64	5/8	11/16
WPT-12-08-08	3/4 x 1/2 x 1/2	25/250	.15	25/64	5/8	19/32
WPT-12-08-12	3/4 x 1/2 x 3/4	25/250	.17	1/2	25/32	17/32
WPT-12-12-06	3/4 x 3/4 x 3/8	25/250	.12	25/64	25/64	11/16
WPT-12-12-08	3/4 x 3/4 x 1/2	25/250	.12	25/64	25/64	1/2
WPT-12-12-16	3/4 x 3/4 x 1	10/100	.20	3/4	3/4	17/32
WPT-16-08-08	1 x 1/2 x 1/2	10/100	.22	23/64	13/16	11/16
WPT-16-08-12	1 x 1/2 x 3/4	10/100	.23	1/2	15/16	5/8
WPT-16-08-16	1 x 1/2 x 1	10/100	.31	21/32	5/64	21/32
WPT-16-12-06	1 x 3/4 x 3/8	10/100	.24	-	-	-
WPT-16-12-08	1 x 3/4 x 1/2	10/100	.23	23/64	9/16	11/16
WPT-16-12-12	1 x 3/4 x 3/4	10/100	.27	1/2	11/16	5/8
WPT-16-12-16	1 x 3/4 x 1	10/100	.30	21/32	53/64	21/32
WPT-16-16-06	1 x 1 x 3/8	10/100	.21	23/64	23/64	13/16
WPT-16-16-08	1 x 1 x 1/2	10/100	.20	23/64	23/64	3/4
WPT-16-16-12	1 x 1 x 3/4	10/100	.22	1/2	1/2	3/4
WPT-16-16-20	1 x 1 x 1 1/4	5/50	.44	1-5/32	1-5/32	31/32
WPT-16-16-24	1 x 1 x 1-1/2	5/50	.73	1-1/4	1-1/4	1-5/32
WPT-20-08-08	1-1/4 x 1/2 x 1/2	10/50	.29	-	-	-
WPT-20-08-12	1-1/4 x 1/2 x 3/4	5/50	.30	9/16	5/8	7/8
WPT-20-08-16	1-1/4 x 1/2 x 1	5/50	.37	3/4	3/4	7/8
WPT-20-08-20	1-1/4 x 1/2 x 1-1/4	5/50	.42	7/8	7/8	25/32
WPT-20-12-08	1-1/4 x 3/4 x 1/2	5/50	.28	1/2	1/2	25/32
WPT-20-12-12	1-1/4 x 3/4 x 3/4	5/50	.28	5/8	5/8	25/32
WPT-20-12-16	1-1/4 x 3/4 x 1	5/50	.45	3/4	3/4	25/32
WPT-20-12-20	1-1/4 x 3/4 x 1-1/4	5/50	.42	7/8	7/8	25/32
WPT-20-16-08	1-1/4 x 1 x 1/2	5/50	.27	1/2	1/2	25/32
WPT-20-16-12	1-1/4 x 1 x 3/4	5/50	.35	5/8	5/8	25/32
WPT-20-16-16	1-1/4 x 1 x 1	5/50	.39	3/4	3/4	25/32
WPT-20-16-20	1-1/4 x 1 x 1-1/4	5/50	.41	7/8	7/8	25/32
WPT-20-20-08	1-1/4 x 1-1/4 x 1/2	10/50	.25	1/2	1/2	25/32
WPT-20-20-12	1-1/4 x 1-1/4 x 3/4	10/50	.26	5/8	5/8	25/32
WPT-20-20-16	1-1/4 x 1-1/4 x 1	5/50	.38	3/4	3/4	25/32
WPT-20-20-24	1-1/4 x 1-1/4 x 1-1/2	5/50	.70	1-3/16	1-3/16	1-5/32
WPT-20-20-32	1-1/4 x 1-1/4 x 2	5/40	1.41	1-3/4	1-3/4	1-3/8
WPT-24-08-08	1-1/2 x 1/2 x 1/2	10/50	.33	-	-	-
WPT-24-08-12	1-1/2 x 1/2 x 3/4	5/50	.36	-	-	-
WPT-24-08-16	1-1/2 x 1/2 x 1	5/50	-	-	-	-
WPT-24-08-20	1-1/2 x 1/2 x 1-1/4	5/50	.56	-	-	-

ADAPTER - FEMALE Copper x FEMALE NPT



Mueller: WC-402 wrot
C-102 cast

Elkhart: 103 wrot
4703 cast

Nibco: 603 wrot
703 cast

C x F

Item No.	Nom. Size (in inches)	Box Qty	Mstr Crtn	Net Wt. Approx.	Dim A
WP3-02	1/8	50	1000	.02	7/16
WP3-04	1/4	50	1000	.03	15/32
WP3-06	3/8	50	500	.06	19/32
CP3-08	1/2	50	150	.13	7/8
WP3-08	1/2	50	500	.10	7/8
CP3-12	3/4	25	200	.23	23/32
WP3-12	3/4	25	250	.15	23/32
CP3-16	1	20	150	.32	31/32
WP3-16	1	10	200	.22	31/32
CP3-20	1 1/4	10	100	.43	1 - 3/32
WP3-20	1 1/4	10	100	.31	1 - 3/32
CP3-24	1 1/2	10	50	.45	1 - 5/32
WP3-24	1 1/2	10	100	.34	1 - 5/32
CP3-32	2	5	50	.89	1 - 5/32
WP3-32	2	5	50	.63	1 - 1/4
WP3-40	2 1/2	2	25	.86	1 - 1/4
CP3-48	3	2	5	2.23	1 - 1/2
WP3-48	3	—	5	1.42	1 - 1/2
CP3-56	3 1/2	—	—	4.09	2
CP3-64	4	2	4	4.22	2
CP3-80	5	1	1	9.76	2
CP3-96	6	1	1	9.22	2
WP3-02-04	1/8 X 1/4	50	1000	.05	1/2
WP3-04-02	1/4 X 1/8	50	1000	.02	11/32
WP3-04-06	1/4 X 3/8	50	500	.05	21/32
WP3-06-04	3/8 X 1/4	50	500	.04	15/32
WP3-06-08	3/8 X 1/2	50	500	.08	7/8
WP3-06-12	3/8 X 3/4	25	250	.09	—
WP3-08-04	1/2 X 1/4	50	500	.05	15/32
WP3-08-12	1/2 X 3/4	25	200	.13	29/32
WP3-10-08	5/8 X 1/2	25	250	.07	3/4
WP3-10-12	5/8 X 3/4	25	200	.10	1
WP3-12-08	3/4 X 1/2	25	250	.09	19/32
WP3-12-16	3/4 X 1	10	200	.23	1 - 7/32

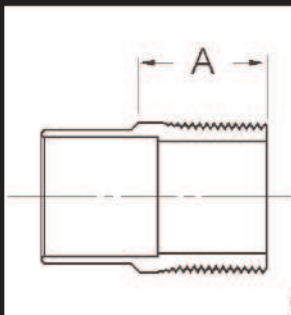
Item No.	Nom. Size (in inches)	Box Qty	Mstr Crtn	Net Wt. Approx.	Dim A
WP3-12-20	3/4 X 1 1/4	10	100	.31	1-7/32
WP3-12-24	3/4 X 1 1/2	10	100	.43	1 - 3/8
WP3-16-08	1 X 1/2	10	100	.23	11/16
WP3-16-12	1 X 3/4	25	250	.15	43/64
WP3-16-20	1 X 1 1/4	10	100	.30	1 - 7/32
WP3-16-24	1 X 1 1/2	10	100	.37	1 - 1/8
CP3-20-08	1 1/4 X 1/2	—	—	.25	1/2
WP3-20-12	1 1/4 x 3/4	10	100	.29	—
WP3-20-16	1 1/4 X 1	10	100	.21	55/64
WP3-20-24	1 1/4 X 1 1/2	10	100	.39	1 -19/64
WP3-20-32	1 1/4 X 2	5	25	.63	—
CP3-24-12	1 1/2 X 3/4	—	—	.44	—
WP3-24-16	1 1/2 X 1	10	50	.53	—
WP3-24-20	1 1/2 X 1 1/4	10	—	.32	7/8
WP3-24-32	1 1/2 X 2	5	50	.25	1-7/16
WP3-32-16	2 X 1	5	25	.85	—
WP3-32-20	2 X 1 1/4	5	25	.86	—
WP3-32-24	2 X 1 1/2	5	50	.73	1 - 3/16

ADAPTER - FEMALE STREET Fitting x FEMALE NPT

Item No.	Nom. Size (in inches)	Box Qty	Mstr Crtn	Net Wt. Approx.	Dim A
WP3-2-04	1/4	50	1000	.03	29/32
WP3-2-06	3/8	50	1000	.07	1-1/16
WP3-2-08	1/2	50	500	.10	1-3/8
WP3-2-12	3/4	25	250	.12	1-11/16
CP3-2-16	1 cast	20	200	.27	1-31/32
WP3-2-16	1	20	200	.22	1-31/32
CP3-2-20	1 1/4 cast	10	100	—	2-5/32
WP3-2-20	1 1/4	10	100	.32	2-5/32
WP3-2-24	1 1/2	10	100	.41	2-7/16
WP3-2-32	2	5	50	.63	2-19/32
WP3-2-40	2 1/2	2	25	.89	—
WP3-2-48	3	2	—	1.57	—
WP3-2-06-04	3/8 X 1/4	50	50	.03	—
WP3-2-08-04	1/2 X 1/4	50	500	.04	1-1/4
WP3-2-08-06	1/2 X 3/8	50	500	.06	1-1/4
WP3-2-08-12	1/2 X 3/4	25	200	.12	1-7/16
CP3-2-12-08	3/4 X 1/2	25	250	.11	1-7/16
WP3-2-16-12	1 X 3/4	25	100	.17	1-7/16

**FOR MORE INFORMATION CALL ARGCO AT
800-854-1015
OR LOG ONTO WWW.ARGCO.COM**

ADAPTER - MALE Copper x MALE NPT



Mueller: WC-401 wrot
C-101 cast

Elkhart: 104 wrot
4704 cast

Nibco: 604 wrot
704 cast

Item No.	Nom. Size (in inches)	Box Qty	Mstr Crtn	Net Wt. Approx.	Dim A
WP4-02	1/8	50	1000	.02	13/32
WP4-04	1/4	50	500	.04	15/32
WP4-06	3/8	50	500	.05	7/8
CP4-08	1/2	50	500	.11	19/32
WP4-08	1/2	50	500	.07	19/32
CP4-12	3/4	25	250	.13	13/16
WP4-12	3/4	25	250	.12	13/16
CP4-16	1	20	150	.14	27/32
WP4-16	1	20	200	.19	27/32
CP4-20	1 1/4	10	100	.32	1-1/2
WP4-20	1 1/4	10	100	.28	1-1/2
CP4-24	1 1/2	10	100	.47	1-9/16
WP4-24	1 1/2	10	100	.31	1-9/16
CP4-32	2	5	50	.64	7/8
WP4-32	2	10	50	.51	7/8
CP4-40	2 1/2	4	10	1.10	1-1/8
WP4-40	2 1/2	5	10	.90	1-1/8
CP4-48	3	2	5	1.65	1-3/8
WP4-48	3	2	5	1.45	1-3/8
CP4-56	3 1/2	—	—	2.24	2
CP4-64	4	1	8	3.23	2
WP4-64	4	1	4	8.00	2
CP4-80	5	—	—	6.61	—
CP4-96	6	—	—	8.27	—
WP4-02-04	1/8 X 1/4	50	1000	.13	7/16
WP4-02-06	1/8 X 3/8	50	1000	.05	3/4
WP4-04-02	1/4 X 1/8	50	1000	.01	7/8
WP4-04-06	1/4 X 3/8	50	100	.07	5/8
WP4-04-08	1/4 X 1/2	50	200	.07	15/16
WP4-06-04	3/8 X 1/4	50	1000	.04	5/8
WP4-06-08	3/8 X 1/2	25	250	.07	3/4
WP4-06-12	3/8 x 3/4	25	250	.14	1-11/32
WP4-08-04	1/2 X 1/4	25	250	.04	13/16
WP4-08-06	1/2 X 3/8	50	250	.37	1-19/32
WP4-08-12	1/2 X 3/4	25	200	.13	3/4
WP4-08-16	1/2 X 1	10	100	.23	59/64

Item No.	Nom. Size (in inches)	Box Qty	Mstr Crtn	Net Wt. Approx.	Dim A
WP4-10-08	5/8 X 1/2	20	200	.06	1-31/64
WP4-10-12	5/8 X 3/4	25	250	.11	1-1/8
WP4-12-08	3/4 X 1/2	25	250	.09	1-1/4
WP4-12-16	3/4 X 1	10	250	.23	29/32
WP4-12-20	3/4 X 1 1/4	10	50	.47	1-3/32
WP4-12-24	3/4 X 1 1/2	10	50	.49	—
WP4-16-08	1 X 1/2	10	100	.18	1-21/32
CP4-16-12	1 X 3/4	25	100	.26	1-29/32
WP4-16-12	1 X 3/4	10	100	.13	1-29/32
WP4-16-20	1 X 1 1/4	10	100	.46	1-1/8
WP4-16-24	1 X 1 1/2	10	100	.52	1
WP4-16-32	1 X 2	5	50	.71	—
CP4-20-08	1 1/4 X 1/2	—	—	.31	1-1/4
WP4-20-12	1 1/4 X 3/4	10	100	.19	1-45/64
WP4-20-16	1 1/4 X 1	10	100	.23	1-3/8
WP4-20-24	1 1/4 X 1 1/2	10	100	.39	1-15/32
WP4-20-32	1 1/4 X 2	5	50	.73	1-27/64
CP4-24-12	1 1/2 X 3/4	—	—	.49	—
WP4-24-16	1 1/2 X 1	5	50	.35	1-25/32
WP4-24-20	1 1/2 X 1 1/4	10	100	.38	1-3/4
WP4-24-32	1 1/2 X 2	5	50	.78	1-5/8
WP4-32-20	2 X 1 1/4	5	50	.52	1-9/64
WP4-32-24	2 X 1 1/2	5	50	.59	1-5/8
WP4-32-40	2 X 2 1/2	5	50	1.16	—
WP4-40-32	2 1/2 X 2	5	10	.82	1-9/64

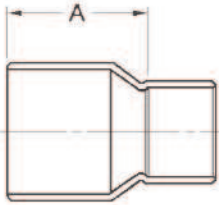
ADAPTER - MALE STREET Fitting x MALE NPT

Item No.	Nom. Size (in inches)	Box Qty	Mstr Crtn	Net Wt. Approx.	Dim A
WP4-2-12	3/4	25	250	.16	13/16
WP4-2-16	1	20	200	.20	27/32
WP4-2-20	1 1/4	10	100	.37	1-1/2
WP4-2-24	1 1/2	10	50	.49	1-9/16
WP4-2-32	2	5	50	.75	1-5/8
WP4-2-40	2 1/2	—	25	.97	—
WP4-2-48	3	—	5	2.15	—
WP4-2-64	4	—	—	—	—
WP4-2-08-06	1/2 X 3/8	50	500	.06	—
WP4-2-08-12	1/2 X 3/4	25	250	.19	—
WP4-2-12-08	3/4 X 1/2	25	250	.15	—
WP4-2-16-12	1 X 3/4	20	200	.19	—

**FOR MORE INFORMATION CALL ARGCO AT
800-854-1015
OR LOG ONTO WWW.ARGCO.COM**

BUSHING - FITTING REDUCERS

Fitting x Copper



Mueller: WC-403 wrot
C-103 cast

Elkhart: 118 wrot
-- cast

Nibco: 600-2 wrot
701-2 cast

FTG x C

Item No.	Nom. Size (in inches)	Box Qty	Mstr Crtn	Net Wt. Approx.	Dim A
WP02-04-02	1/4 X 1/8	50	1000	.01	1/2
WP02-06-02	3/8 X 1/8	50	1000	.01	5/8
WP02-06-04	3/8 X 1/4	50	1000	.02	17/32
WP02-08-04	1/2 X 1/4	100	1000	.02	5/8
WP02-08-06	1/2 X 3/8	100	1500	.02	11/16
WP02-10-04	5/8 X 1/4	25	500	.03	15/16
WP02-10-06	5/8 X 3/8	50	500	.03	29/32
WP02-10-08	5/8 X 1/2	50	500	.03	25/32
WP02-12-02	3/4 X 1/8	50	500	.04	--
WP02-12-04	3/4 X 1/4	50	500	.04	1-1/8
WP02-12-06	3/4 X 3/8	50	500	.06	1-1/16
WP02-12-08	3/4 X 1/2	50	500	.04	15/16
WP02-12-10	3/4 X 5/8	50	500	.06	15/16
WP02-16-06	1 X 3/8	25	200	.74	1-3/8
WP02-16-08	1 X 1/2	25	250	.09	1-1/4
WP02-16-10	1 X 5/8	25	250	.73	1-7/32
WP02-16-12	1 X 3/4	25	250	.09	1-1/16
WP02-20-08	1 1/4 X 1/2	10	100	.09	1-15/32
WP02-20-12	1 1/4 X 3/4	25	200	.11	1-3/8
WP02-20-16	1 1/4 X 1	25	200	.16	1-1/8
WP02-24-08	1 1/2 X 1/2	10	100	.18	1-7/8
WP02-24-12	1 1/2 X 3/4	10	100	.18	1-1/2
WP02-24-16	1 1/2 X 1	10	100	.28	1-1/2
WP02-24-20	1 1/2 X 1 1/4	10	100	.24	1-19/64
WP02-32-08	2 X 1/2	10	50	.34	2-7/16
WP02-32-12	2 X 3/4	10	50	.34	2-11/32
WP02-32-16	2 X 1	10	50	.33	2-1/8
WP02-32-20	2 X 1 1/4	10	50	.36	1-3/4
WP02-32-24	2 X 1 1/2	10	50	.40	1-3/4
WP02-40-16	2 1/2 X 1	5	50	.50	2-17/32
WP02-40-20	2 1/2 X 1 1/4	5	50	.54	2-1/8
WP02-40-24	2 1/2 X 1 1/2	5	50	.51	2-1/8
WP02-40-32	2 1/2 X 2	5	50	.59	1-5/16
WP02-48-08	3 X 1/2	2	25	.90	--
WP02-48-12	3 X 3/4	2	25	.87	--

Item No.	Nom. Size (in inches)	Box Qty	Mstr Crtn	Net Wt. Approx.	Dim A
WP02-48-16	3 X 1	2	25	.81	--
WP02-48-20	3 X 1 1/4	2	25	.08	2-25/32
WP02-48-24	3 X 1 1/2	2	25	.80	2-11/16
WP02-48-32	3 X 2	2	25	.97	2-1/2
WP02-48-40	3 X 2 1/2	2	25	.93	2-3/32
WP02-56-32	3 1/2 X 2	1	10	1.47	2-51/64
WP02-56-40	3 1/2 X 2 1/2	1	10	1.33	2-7/16
WP02-56-48	3 1/2 X 3	1	5	1.35	2-1/4
WP02-64-20	4 X 1 1/4	1	10	2.12	--
WP02-64-24	4 X 1 1/2	1	10	2.09	--
WP02-64-32	4 X 2	1	10	1.87	3-17/32
WP02-64-40	4 X 2 1/2	1	10	1.90	3-7/32
WP02-64-48	4 X 3	1	10	1.99	2-15/16
WP02-64-56	4 X 3 1/2	2	32	1.97	2-23/32
CP12-80-48	5 X 3	1	4	3.20	3-13/16
WP02-80-48	5 X 3	1	1	2.98	3-13/16
CP12-80-64	5 X 4	1	4	3.39	3-11/32
WP02-80-64	5 X 4	1	1	3.23	3-11/32
WP02-96-32	6 X 2	1	6	4.98	5-7/32
WP02-96-40	6 X 2 1/2	1	6	4.48	5-1/32
CP12-96-48	6 X 3	1	2	5.49	4-23/32
WP02-96-48	6 X 3	1	6	4.68	4-23/32
CP12-96-64	6 X 4	1	2	6.65	4-3/8
WP02-96-64	6 X 4	1	6	5.03	4-3/8
CP12-96-80	6 X 5	1	2	6.88	3-7/8
WP02-96-80	6 X 5	1	6	5.56	3-7/8
CP12-99-64	8 X 4	1	1	17.25	6-3/32
WP02-99-64	8 X 4	1	1	17.25	6-3/32
CP12-99-96	8 X 6	1	1	11.33	5-7/32
WP02-99-96	8 X 6	1	1	11.33	5-7/32

FOR MORE INFORMATION CALL ARGCO AT
800-854-1015
OR LOG ONTO WWW.ARGCO.COM

CAP Tube End Cap



Mueller: WC-415 wrot
C-115 cast

Elkhart: 117 wrot
4717 cast

Nibco: 617 wrot
717 cast

Item No.	Nom. Size (in inches)	Box Qty	Mstr Crtn	Net Wt. Approx.	Dim A
WP17-02	1/8	50	1000	.003	.25
WP17-04	1/4	100	2000	.01	.31
WP17-06	3/8	50	1000	.01	.38
WP17-08	1/2	100	2500	.02	.50
WP17-10	5/8	25	500	.03	.62
WP17-12	3/4	50	1000	.04	.75
WP17-16	1	50	500	.07	.91
WP17-20	1 1/4	25	250	.11	.97
WP17-24	1 1/2	10	200	.16	1.09
WP17-32	2	10	100	.30	1.34
WP17-40	2 1/2	5	50	.47	1.47
WP17-48	3	5	25	.71	1.66
WP17-56	3 1/2	1	10	.73	1.91
WP17-64	4	1	10	1.51	2.16
CP17-80	5	1	2	6.05	2.66
CP17-96	6	1	2	8.13	3.09
CP17-99	8	1	1	22.21	3.97