

Table of Contents

Dedication	1
Company Timeline	2
General Information	4
Table of Contents	5
Slide & Drive Trunk Duct & Fittings	6
Snap Lock Trunk Duct & Fittings	8
Trunk Duct Accessories	11
Plenums & Return Air Products	13
Slide & Drive Cold Air Boots & Kits	16
Snap Lock Cold Air Boots & Kits	18
Wallstack & Fittings	22
Pipe, Elbows & Accessories	24
Tees	30
Round Takeoffs & Collars	32
Register Boots	37
Adhesive Takeoffs	38
Pans & Register Boxes	40
Oval Pipe & Fittings	43
Venting & Roof Products	49
Aluminum	52
24ga Black Pipe, Elbows & Fittings	54
Stove & Fireplace Accessories	59
Stoveboards	62
Flexible Duct	63
Miscellaneous Products and Accessories	65
Insulated Boxes	67
24ga Stainless Steel Pipe & Fittings	70
Galvanized Spiral Pipe & Accessories	72
Galvanized Warm Air System	74
Flue Pipe System	76
Black Pipe System	77
Trunk Duct Style Comparison	78
Product Number Index	79
Product Name Index	82

Slide & Drive Trunk Duct & Fittings

125SD Slide & Drive Trunk Duct



All 6" and 12" depth trunk duct are as ordered and unboxed

All 30", 36" and 96" long trunk are as ordered and unboxed

48" and 60" lengths are packaged as follows:

Widths 8" thru 12" boxed 10 joints per

Widths 14" thru 24" boxed 6 joints per

(Above lengths available as ordered and unboxed (125SDUB) upon request)

*** 2 pieces = 1 joint

*** When ordering/inquiring please reference size as width x depth x length


Also available:
• containerized
• racked-boxed
• racked-unboxed

For additional requirements please contact us for further information


See page 78 for Trunk Duct Style Comparison

<u>Width Sizes</u>	<u>Depth Sizes</u>	<u>Lengths</u>
6" thru 24"	6"	30" - 36" - 48" - 60" - 96"
8" thru 24"	8"	30" - 36" - 48" - 60" - 96"
10" thru 24"	10"	30" - 36" - 48" - 60" - 96"
12" thru 24"	12"	30" - 36" - 48" - 60" - 96"

120SD Slide & Drive Trunk Elbow - Shortway



121SD Slide & Drive Trunk Angle - Shortway



Width Sizes (W) Depth Sizes (D)

6" thru 24"	6"
8" thru 24"	8"
10" thru 24"	10"
12" thru 24"	12"


Also available Knocked Down (-K)

Packaged as Ordered


Also available with Square Throat (-SQ)

Each fitting shipped with drives and cleats

122SD Slide & Drive Trunk Elbow - Longway



123SD Slide & Drive Trunk Angle - Longway



Product Number w/ Description

190 Slide & Drive Trunk Duct Reducer



Size & Quantity

Available for x6", x10", and x12"
trunk duct
Packaged one per

Additional Information

When ordering/
inquiring please
state size
reducing from
and then size
reducing to
(ie: 24"x10" to
20"x8")

Slide & Drive Trunk Duct & Fittings

**Product Number
w/ Description**

Size & Quantity

**Additional
Information**

200SD

Slide & Drive
Trunk Duct
Reducer/Incraser




2" to 8"
Packaged 12 per carton

Sizes also available in:
x6" (x6-200SD)
x10" (x10-200SD)
x12" (x12-200SD)
Packaged as ordered

81CSD

Slide & Drive
Trunk Transition –
Center



8"x8" to 24"x8"
*Packaged 2 per carton (except 22" –
A/O)*

Sizes also available in x6", x10",
and x12"
Packaged as ordered


Available in left
(80LSD) and right
(82RSD)

Available with
Adhesive
(81CSDA)

Standard 2" rise

141SD

Slide & Drive
Trunk Duct
Straight Start
Collar



8"x8" to 24"x8"
*Packaged 5 per carton (except 22" –
A/O)*

Sizes also available in x6", x10",
and x12"
Packaged as ordered

Available with
Adhesive (141SDA)

151SD

Slide & Drive
Trunk Duct Offset
Start Collar



8"x8" to 24"x8"
*Packaged 6 per carton (except 22" –
A/O)*


Sizes also available in x6", x10",
and x12"
Packaged as ordered

Available with
Adhesive
(151SDA)

Standard 2" rise

187SETSD

Slide & Drive
Set In Cap



8x8 thru 24x8
*Packaged 10 per bundle (except 22"
- A/O)*

Sizes also available in x6", x10",
and x12"
Packaged as ordered

RO

Radius Offset



8"x8" thru 24"x8"
Packaged as ordered

Sizes also available in x6", x10",
and x12"
Packaged as ordered

Standard 6" rise

Snap Lock Trunk Duct & Fittings

125
Snap Lock Trunk
Duct



All Snap Lock trunk is shipped loose and unboxed


*** Also available in King Cleat (125KC)

*** 2 pieces = 1 joint

*** When ordering/inquiring please reference size as width x depth x length

<u>Width Sizes</u>	<u>Depth Sizes</u>	<u>Lengths</u>
6" thru 24"	6"	17½" - 33½" - 49½" - 60"
8" thru 24"	8"	17½" - 33½" - 49½" - 60"
10" thru 24"	10"	17½" - 33½" - 49½" - 60"
12" thru 24"	12"	17½" - 33½" - 49½" - 60"

125KC
King Cleat Trunk
Duct



*** Net Trunk lengths:
17½" (16"), 33½" (32"),
49½" (48"), 60" (58½")

See page 78 for Trunk Duct Style Comparison

120
Snap Lock Trunk
Elbow - Shortway



121
Snap Lock Trunk
Angle - Shortway




Width Sizes (W) Depth Sizes (D)

6" thru 24"	6"
8" thru 24"	8"
10" thru 24"	10"
12" thru 24"	12"

Also available Knocked Down (-K)

Packaged as Ordered

122
Snap Lock Trunk
Elbow - Longway



123
Snap Lock Trunk
Angle - Longway



Snap Lock Trunk Duct & Fittings

Product Number w/ Description

Size & Quantity

Additional Information


190S
Snap Lock Trunk Duct
Reducer



Available for x6", x8", x10" and
x12" trunk duct
Packaged one per

When ordering/
inquiring please
state size reducing
from and then size
reducing to (ie:
24"x10" to 20"x8")

200
Snap Lock Trunk Duct
Reducer/Increaser



2" thru 8"
Packaged 12 per carton

Sizes also available in:
x6" (x6-200)
x10" (x10-200)
x12" (x12-200)
Packaged as ordered

81C
Snap Lock Trunk
Transition – Center




8"x8" to 24"x8"
Packaged 2 per carton
(except 22" – A/O)

Sizes also available in x6",
x10", and x12"
Packaged as ordered

Available in left
(80L) and right
(82R)

Available with
Adhesive (81CA)

141
Snap Lock Trunk Duct
Straight Start Collar



8"x8" to 24"x8"
Packaged 5 per carton
(except 22" – A/O)

Sizes also available in x6", x10",
and x12"
Packaged as ordered

Available with
Adhesive (141A)


Snap Lock Trunk Duct & Fittings

Product Number w/ Description

Size & Quantity

Additional Information

151
Snap Lock Trunk Duct
Offset Start Collar




8"x8" thru 24"x8"
*Packaged 6 per carton
(except 22" – A/O)*

Sizes also available in x6", x10",
and x12"
Packaged as ordered

Available with
Adhesive (151A)

187SET
Snap Lock Set In Cap



8"x8" thru 24"x8"
*Packaged 10 per bundle
(except 22" – A/O)*

Sizes also available in x6", x10",
and x12"
Packaged as ordered







186SNP
Snap Lock End Cap



8"x8" thru 24"x8"
*Packaged 10 per bundle
(except 22" – A/O)*

Sizes also available in x6", x10", and x12"
Packaged as ordered

Trunk Duct Accessories

Product Number w/ Description	Size & Quantity	Additional Information
184 Trunk Duct Volume Damper 	Available in all trunk duct sizes <i>Packaged as ordered</i>	
185 Trunk Hanger 	Available in 8" <i>Packaged 250 per carton</i>	
324 S-Cleat 	Available in 36", 48", 60", 96" and 120" lengths <i>Packaged 25 per bundle</i> Available in all trunk duct depths <i>Packaged as ordered</i>	Also available in 30ga (xx-324-30)
324S Standing S-Cleat 	Available in 60" and 120" lengths 60" is available with ½" leg (324S) and 1" leg (324S-1) 120" only available with 1" leg (324S-1) <i>Packaged 10 per bundle</i>	
DRIVE Drive Cleats 	Available in 48", 60", 96" and 120" lengths <i>Packaged 20 per bundle</i> Available in all trunk duct widths 6" – 50 per carton 8" – 200 per carton 10" – 50 per carton 12" – 50 per carton 14" and above packaged as ordered	Also available in 30ga (xx-DRIVE-30)
U-CHANNEL U-Channel 	Available in 1" x 1" x 1" or 2" x 2" x 2" 60" length <i>Packaged 10 per bundle</i>	

Trunk Duct Accessories

Product Number w/ Description

Size & Quantity

Additional Information

WDG-30
Galvanized
Wedge



Standard wedge:
16"x16"x24", unlined and 30ga


Also available with insulated liner
½" – LWDG1/230
1" – LWDG130
2" – LWDG230

Packaged as ordered

Custom sizes available upon request

All options also
available in 26ga

WDGO-30
Galvanized
Wedge w/ Outlet



Standard wedge:
16"x16"x24", unlined and 30ga w/ outlet

Also available with insulated liner
½" – LWDGO-1/230
1" – LWDGO-1/130
2" – LWDGO-1/230

Packaged as ordered

Custom sizes available upon request

All options also
available in 26ga


Plenums & Return Air Products

Product Number w/ Description

Size & Quantity

Additional Information

50
Canvas Connector
(Furnace to Plenum)



Available in all trunk duct sizes
Packaged as ordered

Made with MBX

60
Canvas Connector
(Plenum to Duct)



Available in all trunk duct sizes
Packaged as ordered

Made with MBX

70
Canvas Connector
(Duct to Duct)



Available in all trunk duct sizes
Packaged as ordered

Made with MBX

CANVAS-JBX
Canvas Connector




Available in 100' roll
1 3/4" metal x 3" canvas x 1 3/4"
metal

Metal section 28ga

Also available in:
3" metal x 3"
canvas x 3" metal
(CANVAS)

Metal section 24ga

189SB
Support Box



24"x8"
(A = 30" B = 20")

25"x10"
(A = 38" B = 26")


*All support boxes are 28" wide and
10" high*

Packaged 1 per carton

Other styles available
upon request

Also available with:
• doors (189SBD)
• drawer (189SBDR)

189VSB
Vertical Support
Box



Standard sizes

24"x14"
28"x17 1/2"
28"x21"
28"x24 1/2"

18" high

Packaged as ordered


Plenums & Return Air Products

**Product Number
w/ Description**

Size & Quantity

**Additional
Information**

189ISB
Insulated
Support Box



Standard sizes
22"x18½" (189ISB-1)
22"x21¼" (189ISB-2)
26"x21¼" (189ISB-3)

15" high
Packaged as ordered

MAGNET-2
Magnet - 100' Roll



Available in 100' roll

3" wide

Thickness .060

323
Panning




17"x30"
Packaged 25 per carton

32"x30"
Packaged 10 per carton

Panning Lock



CAF
Cold Air Frame



10"x6"
12"x6"
14"x6"
Packaged 50 per carton

24"x6"
30"x6"
Packaged as ordered

Also available in 10'
lengths (120-CAF) –
bundled 25 per

PAN
Drain Pans



Standard sizes
20"x49"
26"x44"
26"x46"
30"x58"
Packaged as ordered
Custom sizes available upon request

All pans are 26ga
Shipped with ¾" PVC fitting

Shipped nested for
added stability

Also available with
no hole


Plenums & Return Air Products

**Product Number
w/ Description**

Size & Quantity

**Additional
Information**

188
Plenum



Sized to order
*Packaged individually
banded*

Shipped knocked
down – 4 sides
and top

Plenums are made
to your exact
dimensions to fit
equipment without
trimming

***Shown
assembled

TOP
Plenum Top



18"x18" thru 30"x30" – even sizes
Packaged as ordered

Tops should be
ordered to fit
widest panel

PANEL
Plenum Panel



Widths" 16" thru 30" – even sizes
Heights: 28", 29", 30", 47", and 48"
Packaged as ordered


Panels can be
trimmed to fit
smaller sizes

Filter Racks


FR1
Premium Style Filter
Rack – Top Entry



FR2
Filter Rack w/
Notches – Side Entry



FR3
Economy Style Filter
Rack – Side Entry



Available Sizes

14x20x1
14x25x1
16x20x1
16x25x1
20x20x1
20x25x1

Packaged

As ordered
As ordered
6 per carton
6 per carton
As ordered
As ordered

Packaged


All sizes packaged
as ordered

Packaged


All sizes packaged
as ordered

Slide & Drive Cold Air Boots & Kits

189SD
Cold Air Boot



189SDA
Adhesive Cold Air Boot



Boot Sizes

16"x8"
18"x8"
20"x8"
24"x8"
20"x10"
24"x10"
24"x12"

Filter Sizes

16"x18"x1"
16"x18"x1"
16"x20"x1"
16"x25"x1"
16"x20"x1"
16"x25"x1"
16"x25"x1"

All boots shipped with cover for filter slot

Packaged 1 per carton

SDA-5
Cold Air Boot w/ Adhesive for 5" Filter – Top Load



SDA-5U
Cold Air Boot w/ Adhesive for 5" Filter – Universal Side Load



Boot Sizes

20"x8"
24"x8"
24"x8"
20"x10"
24"x10"
24"x10"

Filter Sizes

16"x20"x5"
16"x25"x5"
20"x25"x5"
16"x20"x5"
16"x25"x5"
20"x25"x5"

All boots shipped with cover for filter slot

Packaged 1 per carton

Specify boot size and filter size when ordering

189SDK
Cold Air Boot Kit



Boot Sizes

16"x8"
18"x8"
20"x8"
24"x8"
20"x10"
24"x10"
24"x12"

Filter Sizes

Fits 16"x18"x1" filter
Fits 16"x18"x1" filter
Fits 16"x20"x1" filter
Fits 16"x25"x1" filter
Fits 16"x20"x1" filter
Fits 16"x25"x1" filter
Fits 16"x25"x1" filter

Also available: 189SDK-C shipped with #60, canvas connector, to replace start collar
189SDKA shipped with adhesive boot

Packaged 1 kit per carton

Kit consists of: 2 joints of 36" trunk duct, 1 cold air boot and 1 start collar.

Slide & Drive Cold Air Boots & Kits

SDKA-5

Cold Air Boot Kit
w/ Adhesive for 5"
Filter - Top Load



Boot Sizes

20"x8"
24"x8"
24"x8"
20"x10"
24"x10"
24"x10"

Filter Sizes

Fits 16"x20"x5" filter
Fits 16"x25"x5" filter
Fits 20"x25"x5" filter
Fits 16"x20"x5" filter
Fits 16"x25"x5" filter
Fits 20"x25"x5" filter

Also available:
SDKAC5
shipped with #60,
canvas connector,
to replace start
collar

SDKA-5U
shipped with 5"
universal cold air
boot

Packaged 1 kit per carton

*Specify boot size and filter size when
ordering*

*Kit consists of: 2 joints of 36" trunk duct, 5"
cold air boot and 1 start collar.*

Slide & Drive Adhesive Cold Air Boots w/ Adjustable Rails (fits 1" thru 5" filters)

199SDS

Side Entry w/ Doors



199SDS-36

Side Entry w/ Doors 36" High



Boot Sizes

20x8
24x8
24x8
20x10
24x10
24x10

Filter Sizes

16x20
16x25
20x25
16x20
16x25
20x25


199SDT

Top Entry w/ Door




199SDT-36

Top Entry w/ Door 36" High



Snap Lock Cold Air Boots & Kits

189
Cold Air Boot



189A
Adhesive Cold Air Boot



Boot Sizes

16"x8"
18"x8"
20"x8"
24"x8"
20"x10"
24"x10"
24"x12"

Filter Sizes

16"x18"x1"
16"x18"x1"
16"x20"x1"
16"x25"x1"
16"x20"x1"
16"x25"x1"
16"x25"x1"

All boots shipped with cover for filter slot

Packaged 1 per carton

SLA-5
Cold Air Boot w/ adhesive for 5" Filter – Top Load



SLA-5U
Cold Air Boot w/ adhesive for 5" Filter – Universal Side Load



Boot Sizes

20"x8"
24"x8"
24"x8"
20"x10"
24"x10"
24"x10"

Filter Sizes

16"x20"x5"
16"x25"x5"
20"x25"x5"
16"x20"x5"
16"x25"x5"
20"x25"x5"

All boots shipped with cover for filter slot

Packaged 1 per carton

Specify boot size and filter size when ordering

189K
Cold Air Boot Kit



Boot Sizes

16"x8"
18"x8"
20"x8"
24"x8"
20"x10"
24"x10"
24"x12"

Filter Sizes

Fits 16"x18"x1" filter
Fits 16"x18"x1" filter
Fits 16"x20"x1" filter
Fits 16"x25"x1" filter
Fits 16"x20"x1" filter
Fits 16"x25"x1" filter
Fits 16"x25"x1" filter

Also available: 189K-C shipped with #60, canvas connector, to replace start collar
189KA shipped with adhesive boot

Packaged 1 kit per carton

Kit consists of: 2 joints of 36" trunk duct, 1 cold air boot and 1 start collar.

Snap Lock Cold Air Boots & Kits

SLKA-5
Cold Air Boot Kit
w/ Adhesive for 5"
Filter - Top Load



Boot Sizes

20"x8"
24"x8"
24"x8"
20"x10"
24"x10"
24"x10"

Filter Sizes

Fits 16"x20"x5" filter
Fits 16"x25"x5" filter
Fits 20"x25"x5" filter
Fits 16"x20"x5" filter
Fits 16"x25"x5" filter
Fits 20"x25"x5" filter

Also available:
SLKAC5
shipped with #60,
canvas connector,
to replace start
collar

SLKA-5U
shipped with 5"
universal cold air
boot

Packaged 1 kit per carton

*Specify boot size and filter size when
ordering*

*Kit consists of: 2 joints of 36" trunk duct, 5"
cold air boot and 1 start collar.*

Snap Lock Adhesive Cold Air Boots w/ Adjustable Rails (fits 1" thru 5" filters)

199S
Side Entry w/ Doors



199S-36
Side Entry w/ Doors 36" High



Boot Sizes

20x8
24x8
24x8
20x10
24x10
24x10

Filter Sizes

16x20
16x25
20x25
16x20
16x25
20x25

199T
Top Entry w/ Door



199T-36
Top Entry w/ Door 36" High



Wallstack & Fittings

124
Wallstack



Shown assembled



Shown as shipped
Knocked Down

Slides together – No Hammering

Packaged 5 per bundle and banded

Also available in Buttonlock Style (124BL)

Width Sizes

10" x 2 1/4"
10" x 3 1/4"

12" x 2 1/4"
12" x 3 1/4"

14" x 2 1/4"
14" x 3 1/4"

Lengths

6" – 12" – 24" – 30" – 36" – 48" – 60" –
96" – 100"

6" – 12" – 24" – 30" – 36" – 48" – 60" –
96" – 100"

6" – 12" – 24" – 30" – 36" – 48" – 60" –
96" – 100"

Product Number w/ Description

Size & Quantity

Additional Information

120
Wallstack Elbow –
Shortway



10" x 2 1/4"
Packaged 20 per

10" x 3 1/4"
Packaged 22 per

12" x 2 1/4", 3 1/4"
Packaged 20 per

14" x 2 1/4", 3 1/4"
Packaged as ordered

121
Wallstack Angle –
Shortway



10" x 2 1/4", 3 1/4"
Packaged 20 per

12" x 2 1/4", 3 1/4"
Packaged 20 per

14" x 2 1/4", 3 1/4"
Packaged as ordered

122
Wallstack Elbow –
Longway



10" x 2 1/4", 3 1/4"
Packaged 6 per

12" x 2 1/4", 3 1/4"
Packaged 6 per

14" x 2 1/4", 3 1/4"
Packaged as ordered

Wallstack & Fittings

Product Number w/ Description	Size & Quantity	Additional Information
123 Wallstack Angle – Longway 	10" x 2 1/4", 3 1/4" <i>Packaged 6 per</i> 12" x 2 1/4", 3 1/4" <i>Packaged 6 per</i> 14" x 2 1/4", 3 1/4" <i>Packaged as ordered</i>	
114A "A" Adapter 	2 1/4" Adapter <i>Packaged as ordered</i>	Adjustable from 10" to 14"
115B "B" Adapter 		Available in 2 1/4" to 3 1/4" (2/3-115B) or 3 1/4" to 4" (3/4- 115B) Adjustable from 10" to 14"
117SET Wallstack End Cap 	10" x 2 1/4", 3 1/4" 12" x 2 1/4", 3 1/4" 14" x 2 1/4", 3 1/4" <i>Packaged as ordered</i>	
141 Wallstack Straight Start Collar 	10" x 2 1/4", 3 1/4" 12" x 2 1/4", 3 1/4" 14" x 2 1/4", 3 1/4" <i>Packaged 5 per bundle</i>	


Wallstack & Fittings

**Product Number
w/ Description**

Size & Quantity

**Additional
Information**

126
Wallstack Reverse
Elbow – Left



Sizes

10"x2¼"

10"x3¼"

12"x2¼"


12"x3¼"

14"x2¼"


14"x3¼"

Packaged as ordered


127
Wallstack Reverse
Elbow – Center



128
Wallstack Reverse
Elbow – Right



176
Wallstack Side Takeoff



10"x2¼", 3¼"

12"x2¼", 3¼"

14"x2¼", 3¼"

Packaged as ordered

177
Wallstack Top Takeoff



10"x2¼", 3¼"

12"x2¼", 3¼"

14"x2¼", 3¼"

Packaged as ordered

Wallstack & Fittings

100
Out of Wall
Stackhead



3¾" Projection

101
Baseboard
Stackhead



3" Depth Throat
2" Register Ext.

102
Baseboard
Stackhead – Two
Registers



2" Register Ext.

103
Floor Pan
Stackhead



104
Sidewall
Stackhead



8" Depth Throat

Stack Sizes

Register Sizes

	100	101	102	103	104
10"x2¼"	10"x6"	10"x4" or 10"x6"	10"x6"	10"x6"	10"x6"
10"x3¼"					
12"x2¼"	12"x6"	12"x4" or 12"x6"	12"x6"	12"x6"	12"x6"
12"x3¼"					
14"x2¼"	14"x6"	14"x4" or 14"x6"	14"x6"	14"x6"	14"x6"
14"x3¼"	<i>Packaged as ordered</i>	<i>Packaged 12 per carton 10x2x6 and 10x3x6 18 per carton</i>	<i>Packaged as ordered</i>	<i>Packaged as ordered</i>	<i>104 also available with ears (104E) or with 11" throat (104-11)</i>

110S
Straight Stack Boot



113S
90° Stack Boot



Stack Sizes


Collar Sizes

10"x2¼"	4" – 5" – 6"
10"x3¼"	4" – 5" – 6" – 7" – 8"
12"x2¼"	4" – 5" – 6" – 7"
12"x3¼"	5" – 6" – 7" – 8"
14"x2¼"	5" – 6" – 7" – 8"
14"x3¼"	6" – 7" – 8"

112SL
End Stack Boot - Left



112S
End Stack Boot - Center



112SR
End Stack Boot - Right



*Package 12 per carton
(left and right end boots
packaged as ordered)*

Pipe, Elbows & Accessories

Product Number w/ Description

Size & Quantity

Additional Information

300A
12" Round Pipe



24ga:
5" thru 8" *Packaged 12 per carton*

26ga:
3" thru 12" *Packaged 12 per carton*

300
24" Round Pipe



24ga:
3" thru 9" *Packaged 12 per carton*
10" thru 18" *Packaged 12 per bundle*
20" thru 24" *Packaged 10 per bundle*

26ga:
3" *Packaged 12 per carton*
4" thru 8" *Packaged 25 per carton*
9" *Packaged 12 per carton*
10" thru 18" *Packaged 12 per bundle*
20" *Packaged 10 per bundle*

28ga:
3" *Packaged 12 per carton*
4" thru 8" *Packaged 25 per carton*
10" and 12" *Packaged 12 per carton*

30ga:
3" thru 8" *Packaged 25 per carton*
9" *Packaged 12 per carton*
10" and 12" *Packaged 12 per bundle*

All 24" pipe
available unboxed
(300UB) in box/
bundle quantities
listed

3" 26ga also
available pre-
assembled (300P)

300C
30" Round Pipe



24ga thru 30ga:
3" thru 9" *Packaged 10 per box*
10" thru 20" *Packaged 10 per bundle*

301
60" Round Pipe



24ga:
6" thru 8" *Packaged 5 per carton*
10" and 12" *Packaged 5 per bundle*

26ga:
3" *Packaged 5 per carton*
4" thru 7" *Packaged 10 per carton*
8" and 9" *Packaged 5 per carton*
10" thru 18" *Packaged 5 per bundle*

28ga:
3" *Packaged 5 per carton*
4" thru 7" *Packaged 10 per carton*

30ga:
3" *Packaged 5 per carton*
4" thru 7" *Packaged 10 per carton*
8" and 9" *Packaged 5 per carton*
10" and 12" *Packaged 5 per bundle*

All 60" pipe also
available unboxed
(301UB) in box/
bundle quantities
listed

Also available:
racked - boxed
racked - unboxed

For additional
requirements
please contact
us for further
information

Pipe, Elbows & Accessories

**Product Number
w/ Description**

Size & Quantity

**Additional
Information**

301120
120" Round Pipe



30ga only:
3" *Packaged 1 per bundle, assembled*
4" thru 8" *Packaged 5 per bundle*

302
90° Adjustable Elbow



24ga:
4" thru 9" *Packaged 12 per carton*
10" and 14" *Packaged 4 per carton*
16" thru 24" *Packaged 1 per carton*

26ga:
3" thru 9" *Packaged 12 per carton*
10" and 14" *Packaged 4 per carton*
16" thru 20" *Packaged 1 per carton*

28ga:
3" thru 9" *Packaged 12 per carton*
10" and 14" *Packaged 4 per carton*

30ga:
3" thru 9" *Packaged 12 per carton*
10" and 12" *Packaged 4 per carton*

302C
Corrugated Elbow



24ga:
6" and 8" *Packaged 12 per carton*

28ga:
3" thru 8" *Packaged 12 per carton*

30ga:
3" thru 8" *Packaged 12 per carton*

303
45° Adjustable Angle



24ga:
4" thru 10" *Packaged 8 per carton*
12" thru 20" *Packaged as ordered*

28ga:
3" thru 14" *Packaged 8 per carton*
16" *Packaged 4 per carton*
18" and 20" *Packaged as ordered*

30ga:
3" thru 12" *Packaged 8 per carton*

Pipe, Elbows & Accessories

311
Reducer – Small
End Crimped



311P
Reducer – No
Crimp



312
Increaser – Large
End Crimped



Sizes	Packaged	Packaged
4"x3"	12	12
5"x3"	12	12
5"x4"	12	12
6"x3"	12	12
6"x4"	12	12
6"x5"	12	12
7"x4"	A/O	12
7"x5"	12	12
7"x6"	12	12
8"x4"	12	12
8"x5"	12	12
8"x6"	12	12
8"x7"	12	12
9"x6"	12	12
9"x7"	12	12
9"x8"	12	12
10"x6"	A/O	12
10"x7"	12	12
10"x8"	12	12
10"x9"	12	12
12"x6"	A/O	12
12"x8"	A/O	12
12"x10"	A/O	12
14"x10"	A/O	6
14"x12"	A/O	6
16" and above	A/O	A/O

Sizes	Packaged
3"x4"	12
3"x5"	12
4"x5"	12
3"x6"	12
4"x6"	12
5"x6"	12
4"x7"	A/O
5"x7"	12
6"x7"	12
4"x8"	12
5"x8"	12
6"x8"	12
7"x8"	12
6"x9"	12
7"x9"	12
8"x9"	12
6"x10"	A/O
7"x10"	12
8"x10"	12
9"x10"	12
6"x12"	A/O
8"x12"	A/O
10"x12"	A/O

***While this is a listing of our most popular sizes, other sizes are available.
 ***Also available in 24ga, 28ga, and 30ga

Please contact us for more information

311F
Flat Reducer –
Small End Crimped



311PF
Flat Reducer – No
Crimp



312F
Flat Increaser
– Large End
Crimped



Sizes	Packaged	Packaged
4"x3"	12	12
5"x4"	12	12
6"x4"	12	12
6"x5"	12	12
7"x6"	12	12
8"x6"	12	12

Sizes	Packaged
4"x5"	12
5"x6"	12
6"x7"	12
6"x8"	12

***Also available in 24ga, 28ga, and 30ga

Please contact us for more information

Pipe, Elbows & Accessories

Product Number w/ Description

Size & Quantity

Additional Information

309
Round Plug –
Crimped



3" thru 18"
Packaged 12 per carton

20" thru 24"
Packaged as ordered


Also available
with handle
(309H/310H)

Also available
in 24ga
(309-24/310-24)

310
Round Cap –
No Crimp



314S
Round Damper w/
Single Quad and
Handle




3" thru 5"
Packaged as ordered

6" thru 8"
Packaged 100 per carton

9" thru 18"
Packaged as ordered

314D
Round Damper w/
Double Quad and
Handle



315
Thimble



Available in 3" thru 8" round
and in 4", 6", 8", 12" height

3" thru 5"
Packaged as ordered

6" thru 8"
*Packaged 12 per carton in 4", 6" and
8" height*
Packaged as ordered in 12" height

6"x6"
Packaged 18 per carton

Pipe, Elbows & Accessories

**Product Number
w/ Description**

Size & Quantity

**Additional
Information**


315A
Adjustable Thimble



Available 5/6/7 or 7/8/9

6" high
Packaged 12 per carton

316
Drawbands



4" thru 8" and 10"
Packaged 12 per carton

9" and 12"
Packaged as ordered

**Each piece
shipped with 2
screws and
2 nuts**

SADDLE-45
45° Vent Saddle



3" thru 6"
Packaged 12 per carton

SADDLE-90
90° Vent Saddle







321
Round to Round
Ceiling Outlet



Available in:

6"x5"
8"x6"
10"x8"
12"x10"
Packaged as ordered

Pipes, Elbows & Accessories

Product Number w/ Description	Size & Quantity	Additional Information
325 Round Damper Section	5", 7", and 8" <i>Packaged 12 per carton</i> 6" <i>Packaged 18 per carton</i> 9" and above <i>Packaged as ordered</i>	
		
326 Round Start Collar – 6" Long w/ Damper – No Crimp	4" and 9" <i>Packaged 12 per carton</i> 5" thru 7" <i>Packaged 18 per carton</i> 8", 10", and 12" <i>Packaged 16 per carton</i> 14" <i>Packaged as ordered</i>	
		
332 Crimp Both Ends	3" thru 8" <i>Packaged as ordered</i>	6" high
		
SC Sleeve Connector	6" thru 16" <i>Packaged as ordered</i>	
		

Tees

Product Number w/ Description

Size & Quantity

Additional Information

304-EZ
Tee – Easy Flow
Style



Easy Flow Style
304-EZ
Available 3" thru 24"

Available in 24ga
and 30ga
When ordering
please put gauge
and part number
(i.e. 6-24-304 for
6" 24ga Easy Flow
style or 6-24-304-
24 for 6" 24ga Pipe
Style 24" high)

304-12
Tee – Pipe Style
(12" high)



Pipe Style
12" high (304-12)
Available 3" thru 8" only

15" high (304-15)
Available 3" thru 10" only

18" high (304-18)
Available 3" thru 14" only

24" high (304-24)
Available 3" thru 18" only

6-24-304, 12 per
carton
6-30-304, 12 per
carton
All other sizes
packaged as
ordered

304-15
Tee – Pipe Style
(15" high)

304-18
Tee – Pipe Style
(18" high)

304-24
Tee – Pipe Style
(24" high)

3" thru 6" *Packaged 12 per carton*
7" and 8" *Packaged 10 per carton*
9", 10" and 12" *Packaged 2 per carton*
14" and above *Packaged 1 per carton*

Available without
crimp
When ordering
please put NC at the
end of
the part number
(i.e. 6-304-18NC)

All sizes packaged
as ordered

305
Reducing Tee –
Easy Flow Style



305ST
Reducing Tee –
Straight Style



Size	Reducing Spout	Box Count
4"x4"	3"	<i>12 per carton</i>
5"x5"	3", 4"	<i>12 per carton</i>
6"x6"	3", 4", 5"	<i>12 per carton</i>
7"x7"	4", 5", 6"	<i>Packaged as ordered</i>
8"x8"	6", 7"	<i>Packaged as ordered</i>

***Available with no crimp (305NC or 305STNC)

306
Tapered Flue Tee –
Easy Flow Style



<u>A</u>	<u>B</u>	<u>C</u>	<u>Box Count</u>
4	3	3	12 per carton
4	4	3,4	12 per carton
5	4	3,4	12 per carton
5	5	3,4,5	12 per carton
6	4	3,4	12 per carton
6	5	3,4,5	12 per carton
6	6	3,4,5,6	12 per carton
7	5	3,4	Packaged as ordered
7	6	3,4,5,6	Packaged as ordered
7	7	4,5,6	Packaged as ordered
8	6	5,6	12 per carton
8	8	6,8	Packaged as ordered

***Available with no crimp (306NC or 306STNC)

...306ST only available when A and B are same size

306ST
Tapered Flue Tee –
Straight Style




306A
Swivel Tee




<u>Size</u>	<u>Box Count</u>
5x4x3	Packaged as ordered
5x4x4	Packaged as ordered
6x5x4	Packaged as ordered

307
Wye Branch



<u>A</u>	<u>B</u>	<u>C</u>	<u>Box Count</u>
4	4	4	Packaged as ordered
6	4	4	Packaged as ordered
6	6	6	12 per carton
7	5	5	Packaged as ordered
7	6	6	Packaged as ordered
7	7	7	Packaged as ordered
8	6	6	12 per carton
8	8	8	Packaged as ordered
10	7	7	Packaged as ordered
10	8	8	12 per carton
10	10	10	Packaged as ordered
12	10	10	Packaged as ordered
12	12	12	Packaged as ordered

308
Perimeter Tee



<u>Size</u>	<u>Box Count</u>
10x4x6	Packaged as ordered
10x4x8	Packaged as ordered
12x4x6	Packaged as ordered
12x4x8	Packaged as ordered

Round Takeoffs & Collars

**Product Number
w/ Description**

Size & Quantity

**Additional
Information**

161
Top Takeoff



4", 5", 7", and 8"
Packaged 12 per carton
10" and 12"
Packaged as ordered

6-161
Top Takeoff



6" only
Packaged 20 per carton

**Must use this part
number to receive
this style**

6-161-OLD
Top Takeoff



6" only
Packaged 12 per carton

**Must use this part
number to receive
this style**

161D
Double Top Takeoff



6"
Packaged 12 per carton
7" and 8"
Packaged as ordered

Round Takeoffs & Collars

**Product Number
w/ Description**

Size & Quantity

**Additional
Information**

163
Side Takeoff



4" thru 8"
Packaged 12 per carton

9" and above
Packaged as ordered

181
Adjustable Takeoff



4" thru 10"
Packaged 12 per carton

12" and above
Packaged as ordered

191
Pivot Takeoff



5"
Packaged as ordered

6"
Packaged 12 per carton

7"
Packaged as ordered

**ITEM HAS BEEN
DISCONTINUED**

201
Round to Round Takeoff



5" thru 8"
Packaged 12 per carton

Round Takeoffs & Collars

Product Number w/ Description

Size & Quantity

Additional Information

313SE

Round Start Collar –
Crimped



Available 3" thru 24"

3" *Packaged 12 per carton*
4" *Packaged 24 per carton*
5" and 6" *Packaged 50 per carton*
7" *Packaged 35 per carton*
8" *Packaged 30 per carton*
9" thru 12" *Packaged 24 per carton*
14" and 16" *Packaged 20 per carton*
18" *Packaged 15 per carton*
20" thru 24" *Packaged as ordered*

Overall height 2¾"

313LE

Round Start Collar –
No Crimp



313FGH

Round Start Collar –
6" Long w/ Holes



4" *Packaged as ordered*
5", 6" and 7" *Packaged 18 per carton*
8", 10" and 12" *Packaged 16 per carton*
9" and 14" *Packaged 12 per carton*
16" *Packaged 10 per carton*
18" *Packaged 8 per carton*
20" *Packaged 6 per carton*

Also available with
damper (313FGD)

161FG

Fiberglass Top
Takeoff



4" thru 8"
Packaged 12 per carton

9" and 10"
Packaged as ordered

Also available with
damper (161FGD)

Also made to
accommodate up
to 2" ductboard,
with damper
(161FGDE) or
without damper
(161FGE)

181FG

Fiberglass
Adjustable Takeoff



6" thru 8"
Packaged 12 per carton

Round Takeoffs & Collars

**Product Number
w/ Description**

Size & Quantity

**Additional
Information**

404D

Tab Collar for
1" to 1½"
Ductboard



4" thru 20"

Packaged 12 per carton

404D-2

Tab Collar for
2" Ductboard



4" thru 12"

Packaged 12 per carton

14" and above

Packaged as ordered

405D

Tab Collar w/
Damper for 1" to
1½" Ductboard



4" thru 12"

Packaged 12 per carton

14" and above

Packaged as ordered

405D-2

Tab Collar w/
Damper for 2"
Ductboard



4" thru 12"

Packaged 12 per carton

14" and above

Packaged as ordered

Round Takeoffs & Collars

Spin Fittings

For Ductboard

400D
Plain



401D
w/ Damper



402D
w/ Scoop



403D
w/ Scoop & Damper



Spin Fittings

For Metal

400M
Plain



401M
w/ Damper



402M
w/ Scoop



403M
w/ Scoop & Damper



4" thru 14"
All Spin Fittings
packaged as ordered

Register Boots

110R
Straight Register
Boot



Register Sizes

10" x 2¼"
10" x 3¼"
10" x 4"
10" x 6"

Collar Sizes

4" - 5" - 6"
4" - 5" - 6" - 7"
4" - 5" - 6" - 7" - 8"
4" - 5" - 6" - 7" - 8"

Different throat sizes available upon request. Please contact office for more information

112R
End Register
Boot - Center



12" x 2¼"
12" x 4"
12" x 6"

5" - 6" - 7" - 8"
5" - 6" - 7" - 8"
6" - 7" - 8"

**** Also available with plaster frame (110RPF, 112RPF, 113RPF) or flange only (110RF, 112RF, 113RF).*

112RL
End Register
Boot - Left



14" x 2¼"
14" x 3¼"
14" x 4"
14" x 6"

6" - 7" - 8"
6" - 7" - 8"
6" - 7" - 8"
6" - 7" - 8"


Or flange only (110RF, 112RF, 113RF)

*Packaged 12 per carton
(Left and right end boots packaged as ordered)*

112RR
End Register
Boot - Right



113R
90° Register
Boot



113A
90° Adjustable
Register Boot



Register Sizes

10" x 4"
12" x 2"
12" x 4"

Collar Sizes

5" - 6"
6"
6"

Packaged as ordered

BRB
Basement
Register Boot



Register Sizes

10" x 6"
12" x 6"
14" x 6"

Collar Sizes

6"
6"
6"

Packaged 12 per carton

Adhesive Takeoffs

**Product Number
w/ Description**

Size & Quantity

**Additional
Information**

161A
Top Takeoff
w/ Adhesive



5" thru 10"
Packaged 12 per carton

Also available with
damper (161AD)

163A-R
Side Takeoff
w/ Adhesive –
Rectangular Base



5" thru 10"
Packaged 12 per carton

Also available with
damper (163AD-R
or 163AD-SQ)

163A-SQ
Side Takeoff
w/ Adhesive –
Square Base



12" and 14"
Packaged as ordered

181A
Adjustable Takeoff
w/ Adhesive



4" thru 12"
Packaged as ordered

Also available with
damper (181AD)

201A
Round to Round
Takeoff w/
Adhesive



5" thru 8"
Packaged as ordered

Adhesive Takeoffs

Round Adhesive Takeoffs

Round Adhesives

400A
Plain



4" thru 20"
Packaged 12 per carton

400AD
w/ Damper



400AS
w/ Scoop



4" thru 16"
Packaged as ordered

400ASD
w/ Scoop & Damper



Tab Collar Adhesives

404D-A
For 1" to 1 1/2"
Ductboard



404D-2A
For 2" Ductboard



4" thru 20"
Packaged 12 per carton

405D-A
w/ Damper - for 1" to
1 1/2" Ductboard



405D-2A
w/ Damper - for 2"
Ductboard



Saddle Style Adhesives

406A
Plain



4" thru 10"
Packaged 12 per
carton

12" thru 18"
Packaged as ordered

406AD
w/ Damper



406AS
w/ Scoop



406ASD
w/ Scoop & Damper



4" thru 16"
Packaged as ordered

Conical Adhesives

408A
Plain



408AD
w/ Damper



408AS
w/ Scoop



408ASD
w/ Scoop & Damper



5" thru 16"
Packaged as ordered

Also available with
Standoff (408ADSO)

Pans & Register Boxes

**Product Number
w/ Description**

Size & Quantity

**Additional
Information**

317
Blank Pan



Box sizes available:
4"x10", 4"x12"
6"x10", 6"x12", 6"x14"
8"x10", 8"x12", 8"x14"
9"x12"
10"x12", 10"x14"
12"x14"
Packaged as ordered

½" flange

Available:
6", 9", 11", 12"
deep
**Please specify
when ordering**

317RP
Return Pan



Box sizes available:
12"x12"
14"x14"
16"x16"
20"x20"
Packaged 6 per carton

24"x12"
24"x24"
Packaged as ordered

12½"x12½"
14½"x14½"
16½"x16½"
20½"x20½"
Packaged as ordered

1" flange

¾" deep

317-2
Return Pan



Box sizes available:
6"x6" thru 30"x30"
Packaged as ordered

2" flange

Available:
6" or 7½" deep
**Please specify
when ordering**

26 gauge

318
Funnel Pan



Box sizes available:
6"x10", 12", or 14"
Collar size 6", 7", or 8"
Packaged 12 per carton

8"x10", 12", or 14"
Collar size 6", 7", or 8"
Packaged 12 per carton

10"x12", or 14"
Collar size 10"
Packaged as ordered

12"x14"
Collar size 12"
Packaged as ordered

1/2" flange

**When ordering
please state box
size first, then
collar size**

Pans & Register Boxes

Product Number w/ Description

Size & Quantity

Additional Information

319
Square Diffuser
Box



Box sizes available:
6"x6"
8"x8"
10"x10"
12"x12"
14"x14"
Packaged as ordered

1" flange
12" deep

320
Round to Square
Diffuser Box



Box sizes available:
6"x6"
Collar size 5" or 6"
Packaged 12 per carton
8"x8"
Collar size 5", 6", 7" or 8"
Packaged 12 per carton
10"x10"
Collar size 7" or 8"
Packaged 12 per carton
Collar size 10"
Packaged 6 per carton
12"x12"
Collar size 8", 10" or 12"
Packaged 6 per carton
14"x14"
Collar size 10" or 12"
Packaged 6 per carton

2" flange

320S
Side Outlet
Diffuser Box



Box sizes available:
6"x6"
Collar size 4", 5" or 6"
Packaged 12 per carton
8"x8"
Collar size 5", 6", 7" or 8"
Packaged 12 per carton
10"x10"
Collar size 6" or 7"
Packaged as ordered
Collar size 8"
Packaged 12 per carton
Collar size 10"
Packaged 6 per carton
12"x12"
Collar size 8", 10" or 12"
Packaged 6 per carton
14"x14"
Collar size 10" or 12"
Packaged as ordered

2" flange

Pans & Register Boxes

Product Number w/ Description

Size & Quantity

Additional Information

320T
Top Outlet
Diffuser Box



Box sizes available:
6"x6"
Collar size 4", 5" or 6"
Packaged 12 per carton

8"x8"
Collar size 5", 6", 7" or 8"
Packaged 12 per carton


10"x10"
Collar size 6"
Packaged as ordered
Collar size 7" or 8"
Packaged 12 per carton
Collar size 10"
Packaged 6 per carton

12"x12"
Collar size 8", 10" or 12"
Packaged 6 per carton

14"x14"
Collar size 10" or 12"
Packaged as ordered

2" flange

320TE
Top Outlet
Diffuser Box
w/ Ears



Box sizes available:
10"x6"
Collar size 4", 5", 6" or 7"
Packaged 12 per carton

2" flange

320NO
Diffuser Box
w/ No Outlet



Box sizes available:
6"x6" thru 20"x20"
Packaged as ordered

2" flange

Available:
6", 7½" or
12" deep
**Please specify
when ordering**

30 gauge

Oval Pipe & Fittings

**Product Number
w/ Description**

Size & Quantity

**Additional
Information**

500-0
60" Oval Pipe



5" thru 8"
60"
Packaged 10 per bundle
100" & 112"
Packaged 5 per bundle

501-0
100" Oval Pipe

512-0
112" Oval Pipe

502-0
Vertical Oval Elbow



5" thru 8"
Packaged 12 per carton

502-0F
Flat Oval Elbow



5" thru 8"
Packaged 12 per carton

503-0
Vertical Oval Angle



5" thru 8"
Packaged 12 per carton

503-0F
Flat Oval Angle



5" thru 8"
Packaged 12 per carton

Oval Pipe & Fittings

Product Number w/ Description

Size & Quantity

Additional Information

504-0
Round to Oval
End Boot



5" thru 8"
Packaged 12 per carton

Available with
opposite crimp
(-OC) or no crimp
(-NC)

Tapered sizes
available upon
request

505-0
Round to Oval
90° Boot



5", 7" and 8"
Packaged 12 per carton
6"
Packaged 16 per carton

Available with
opposite crimp
(-OC) or no crimp
(-NC)

Tapered sizes
available upon
request

506-0
Round to Oval
Straight Boot



5" thru 8"
Packaged 12 per carton

Available with
opposite crimp
(-OC) or no crimp
(-NC)

Tapered sizes
available upon
request

511-0
Oval to Oval
Reverse Boot



5" thru 8"
Packaged 12 per carton

Oval Pipe & Fittings

**Product Number
w/ Description**

Size & Quantity

**Additional
Information**

513-0
Oval Start Collar –
Crimped



5" thru 8"
Packaged 12 per carton


513-NC
Oval Start Collar –
No Crimp



513FG
Oval Collar –
6" Long



561-0
Oval Top Takeoff



5" thru 8"
Packaged 12 per carton

Oval Pipe & Fittings

5070
Oval Stackhead



Box Sizes

8"x6"

10"x4"

10"x6"

12"x4"

12"x6"

14"x6"

14"x8"

Collar Sizes

4" - 5" - 6"

4" - 5" - 6" - 7"

4" - 5" - 6" - 7"

5" - 6" - 7"

5" - 6" - 7" - 8"

6" - 7" - 8"

7" - 8"

Packaged 12 per carton

5070D
Double Oval
Stackhead



Box Sizes

10"x6"

12"x6"

14"x6"

Collar Sizes

4" - 5" - 6" - 7"

6" - 7" - 8"

8"

Packaged 12 per carton

507NO
Oval Stackhead -
Box Portion Only



Box Sizes

10"x6"

12"x6"

Packaged as ordered

508-0
Oval Straight
Stack Boot



Box Sizes

10"x3¼"

10"x4"

12"x2¼"

12"x3¼"

12"x4"

Collar Sizes

6" - 7"

6" - 7"

6" - 7"

6" - 7"

6" - 7"

Packaged 12 per carton

Oval Pipe & Fittings

509-0
Oval 45°
Register Box



Box Sizes

- 10"x2¼"
- 10"x4"
- 12"x2¼"
- 12"x4"

Packaged 12 per carton

Collar Sizes

- 6"
- 6" – 7"
- 5" – 6" – 7"
- 6" – 7"

510-0
Oval 90°
Register Box



Box Sizes

- 10"x2¼"
- 10"x4"
- 12"x2¼"
- 12"x4"

Packaged 12 per carton

Collar Sizes

- 6"
- 6" – 7"
- 5" – 6" – 7"
- 6" – 7"

*Also known as a
toe kick*

520-0
Oval Straight
Register Boot



Box Sizes

- 10"x4"
- 12"x4"
- 12"x6"

Packaged 12 per carton

Collar Sizes

- 6" – 7"
- 6" – 7"
- 6" – 7"

522-0
Oval End
Register Boot



523-0
Oval 90°
Register Boot



Oval Pipe & Fittings

532-S
Oval Side
Outlet Box



Box Sizes

8"x8"
10"x10"
12"x12"

Collar Sizes

6"
7"
8"

12" long collar

Packaged 12 per carton

Wall Stack vs Oval

Physical Comparison

↓ 3¼"	→ 6" ← 5" Oval 8"x3¼"
↑	
↓ 3¼"	→ 7¾" ← 6" Oval 10"x3¼"
↑	
↓ 3¼"	→ 9¼" ← 7" Oval 12"x3¼"
↑	
↓ 3¼"	→ 10½" ← 8" Oval 14"x3¼"
↑	

Capacities of Various Ducts

<u>Branch Duct</u>	<u>Area (Sq. In.)</u>
5" Round	19.6
6" Round	28.3
7" Round	38.5
8" Round	50.2
5" Oval	17.2
6" Oval	22.2
7" Oval	27.3
8" Oval	32.5
8"x3¼" Stack	26
10"x3¼" Stack	32.5
12"x3¼" Stack	39
14"x3¼" Stack	45.5


Venting & Roof Products

**Product Number
w/ Description**

Size & Quantity

**Additional
Information**

327
Shanty Cap –
Square Style



3" thru 8" available in either style
Packaged 12 per carton

9" and above are round style only
Packaged as ordered

327R
Shanty Cap –
Round Style



327RS
Shanty Cap –
Round Style
w/ Screen



327A
Adjustable
Shanty Cap



3"x4"
5"x6"
7"x8"

Packaged 6 per carton

Previously listed
as 310A

330
Trim Collar



3" thru 8"

Packaged 12 per carton

Venting & Roof Products

**Product Number
w/ Description**

Size & Quantity

**Additional
Information**

328
Dryer Vent



4" thru 12"
Packaged as ordered

328S
Dryer Vent w/
Screen & Flap



335
Storm Collar




3" thru 8"
Packaged 12 per carton

329
Fresh Air Intake



4" thru 12"
Packaged as ordered

1200
Roof Flashing



3" thru 8"
Packaged as ordered

Pitch 0/12 – 6/12

Venting & Roof Products

**Product Number
w/ Description**

Size & Quantity

**Additional
Information**

350
Vertical Draft
Diverter




3" thru 12"
Packaged as ordered

352
Horizontal Draft
Diverter



3" thru 12"
Packaged as ordered

HOSE
Vinyl Dryer Hose



Available in 3" and 4"
Packaged as ordered

Available in 8' or
50' lengths

GNV
Gooseneck Vent






Available in 5/6", 7/8" and 10/12"
Packaged as ordered

With screen at
opening

Overall height 13"

Aluminum

Product Number w/ Description	Size & Quantity	Additional Information
800 24" Aluminum Pipe 	3" and 4" <i>Packaged 25 per carton</i> 5", 6", and 8" <i>Packaged 12 per carton</i> 7" and 10" thru 18" <i>Packaged as ordered</i>	
860 60" Aluminum Pipe 	3" thru 8" <i>Packaged 10 per carton</i> 10" and 12" <i>Packaged as ordered</i>	
802 90° Adjustable Aluminum Elbow 	3" thru 6" <i>Packaged 12 per carton</i> 7" thru 18" <i>Packaged as ordered</i>	
801 Aluminum Flex Duct 	3" <i>Packaged 25 per carton</i> 4" <i>Packaged 16 per carton</i> 5" and 6" <i>Packaged 9 per carton</i> 7", 8" and 10" <i>Packaged 4 per carton</i> 12" <i>Packaged 1 per carton</i>	Available in 8' sections only
807 Aluminum Dryer Vent 	3" and 4" <i>With tail piece (as shown)</i> 5" thru 8" <i>Hood only</i> <i>Packaged as ordered</i>	

Product Number w/ Description

Size & Quantity

Additional Information


804-A
Aluminum Dryer
Vent Kit



4" only
Packaged as ordered

Includes:
1 4-807
1 4-801
2 Clamps

805
Aluminum Wall Cap



10"x3 $\frac{1}{4}$ "
Packaged as ordered

806
Aluminum
Roof Jack



10"x4", 10"x7", 10"x10"
Packaged as ordered

24ga Black Pipe, Elbows & Fittings

**Product Number
w/ Description**

Size & Quantity

**Additional
Information**

600A
12" Black Pipe



4" thru 8"
Packaged 12 per carton

618
18" Black Pipe

10" available in 24" length only
Packaged as ordered

600
24" Black Pipe

600B
36" Black Pipe



4" thru 8"
Packaged 5 per carton

600D
24" Black
Damper Pipe



6" and 8"
Packaged 12 per carton

TEL
Telescopic Pipe



6" thru 8"
Packaged 1 per carton

**Adjustable from
32" to 60"**

24ga Black Pipe, Elbows & Fittings

**Product Number
w/ Description**

Size & Quantity

**Additional
Information**

602
90° Adjustable
Black Elbow



4" thru 8"
Packaged 12 per carton
10"
Packaged as ordered

602C
Corrugated
Black Elbow



6" thru 8"
Packaged 12 per carton

603
45° Adjustable
Black Angle



5" thru 8"
Packaged 8 per carton

603SE
Black Plug –
Crimped



5" thru 8"
Packaged 12 per carton

Available
with handle
(603SEH/603LEH) –
as ordered

603LE
Black Cap –
No Crimp



24ga Black Pipe, Elbows & Fittings

Product Number w/ Description	Size & Quantity	Additional Information
604 Black Tee – Easy Flow Style	4" thru 6" <i>Packaged 12 per carton</i> 7" and 8" <i>Packaged 10 per carton</i> 10" <i>Packaged as ordered</i>	
605 Black Trim Collar	4" thru 8" <i>Packaged 12 per carton</i>	
606 Black Crimp Both Ends	6" thru 8" (4" high) <i>Packaged 12 per carton</i> 6" (6" high) <i>Packaged 18 per carton</i> 7" and 8" (6" high) <i>Packaged 12 per carton</i> 6" thru 8" (8" high) <i>Packaged as ordered</i> 6" thru 8" (12" high) <i>Packaged 6 per carton</i>	When ordering or inquiring, reference round x height – 606
607SE Black Slip Joint – Crimped	6" thru 8" <i>Packaged 12 per carton</i>	12" high with 2" collar Overall height 14"
607LE Black Slip Joint – No Crimp		

24ga Black Pipe, Elbows & Fittings

**Product Number
w/ Description**

Size & Quantity

**Additional
Information**

610
Black Oval to
Round Boot



6" oval available in:
5" or 6" round"
Packaged 12 per carton

7" oval available in:
6" round
Packaged 12 per carton
7" round
Packaged as ordered

8" oval available in:
6" round
Packaged as ordered
8" round
Packaged 12 per carton

When ordering or
inquiring, reference
oval x round – 610

Also available as
3pc (610-3PC) –
as ordered

616
Black Drawband



5" thru 8"
Packaged 12 per carton

Each piece
shipped with 2
screws and
2 nuts

620
5 in 1 Black Flue
Adapter



Packaged 12 per carton

Previously listed
as 720

shown
unassembled



24ga Black Pipe, Elbows & Fittings

611
Black Reducer –
Small End Crimped



611P
Black Reducer –
No Crimp



612
Black Increaser –
Large End Crimped



<i>Sizes</i>	<i>Packaged</i>
5"x4"	12
6"x4"	12
6"x5"	12
7"x5"	12
7"x6"	12
8"x5"	12
8"x6"	12
8"x7"	12
9"x8"	A/O
10"x8"	A/O

<i>Sizes</i>	<i>Packaged</i>
4"x5"	12
4"x6"	12
5"x6"	12
5"x7"	12
6"x7"	12
5"x8"	12
6"x8"	12
7"x8"	12
8"x9"	A/O
8"x10"	A/O

Stove & Fireplace Accessories

**Product Number
w/ Description**

Size & Quantity

**Additional
Information**

HOD
Coal Hods

Packaged 6 per carton

Available in Black
(BLK-HOD) or
Galvanized
(GALV-HOD)



SHOVEL
Shovels

Packaged 12 per carton

Available in
Black (SHOVEL)
or Galvanized
(SHOVEL-GL)



BLK-HODSET
Black Coal Hod &
Shovel

Packaged as ordered



Stove & Fireplace Accessories

**Product Number
w/ Description**

Size & Quantity

**Additional
Information**

BAP
Black Ash Pail




Packaged 6 per carton

BAP-KIT
Black Ash Pail
w/ Shovel



Packaged as ordered

CID
Cast Iron Damper



3" thru 8"
Packaged 12 per carton

GOLD
Gold Trim Collar



3" thru 8"
Packaged 12 per carton

Stove & Fireplace Accessories

**Product Number
w/ Description**

Size & Quantity

**Additional
Information**

DOOR

Galvanized Clean
Out Door



8"x8"

Packaged 6 per carton

DOOR-CI

Cast Iron Clean
Out Door



8"x8"

8"x10"

Packaged as ordered

FLUESTOP

Adjustable
Fluestops



Adjustable to fit
4" thru 8" pipe

Available in Black
(FLUESTOP-BK)
or Gold
(FLUESTOP-GO) –
12 per carton

Available with
Decorative Finish
(FLUESTOP-
DECOR) – as
ordered




Stoveboards

BLK

WW

ST

GT



Sizes

2832 (28"x32")

3242 (32"x42")

3636 (36"x36")

3648 (36"x48")

3652 (36"x52")

Packaged

UL 1 per carton

UL 1 per carton

UL 1 per carton

UL 1 per carton

UL 1 per carton

Packaged

Non-UL 3 per carton

Non-UL 3 per carton

Non-UL 3 per carton

Non-UL 3 per carton

Non-UL 3 per carton

Patterns

Black (BLK)

Walnut Woodgrain (WW)

Sandstone Tile (ST)

Gray Slate Tile (GT)

Styles

UL – single pack only

Non-UL – bulk pack only

When Ordering

UL style please order as:

*UL followed by size followed by
pattern followed by –S
(i.e. UL3636WW–S)*

Non-UL style please order as:

*Size followed by pattern
(i.e. 3636WW)*

Product Number w/ Description

Size & Quantity

Additional Information

2500
Black Polyethylene
Duct



4" thru 20"
25' sections – individually bagged

Available in the following R values:
R4.2 25XX
R6 25XX-6
R8 25XX-8

XX denotes the size (i.e. R4.2 in 4" = 2504)

Also available
in Gray
Polyethylene
Duct – please
contact our
office for further
information

2500-S
Metalized
Polyester Duct



4" thru 20"
25' sections – individually bagged

Available in the following R values:
R4.2 25XX-S
R6 25XX-S6
R8 25XX-S8

XX denotes the size (i.e. R4.2 in 4" = 2504-S)

2500-UI
Polyester
Connector



4" thru 20"
25' sections – individually bagged

25XX-UI

XX denotes the size (i.e. 4" = 2504-UI)

Also available in
Silver Connector –
please contact our
office for further
information

FC
Foil Connector
Duct



3" and 4"
Packaged 4 per carton
5" thru 20"
Packaged 2 per carton
25' sections

XX-FC

XX denotes the size (i.e. 4" = 4-FC)

BS
Black Pipe Sleeve



4" thru 20"
Packaged 10 per carton
5' sections

Available in the following R values:
R4.2 XX-BS
R6 XX-BS-6
R8 XX-BS-8

XX denotes the size (i.e. R4.2 in 4" = 4-BS)

Also available in
Gray Pipe Sleeve –
please contact our
office for further
information

Flexible Duct

**Product Number
w/ Description**

Size & Quantity

**Additional
Information**

SS
Silver Pipe Sleeve



4" thru 20"
*Packaged 10 per carton
5' sections*

Available in the following R values:

R4.2 XX-SS
R6 XX-SS-R6
R8 XX-SS-R8

*XX denotes the size (i.e. R4.2 in 4" =
4-SS)*

MH
Mobile Home Duct



6", 8", 10", 12" and 14"
*Packaged individually
25' sections*

R4.2 MH-XX

*XX denotes the size (i.e. R4.2 in 6" =
MH-6)*

**Also available
in R6 and R8 –
please contact our
office for further
information**

Miscellaneous Products and Accessories

**Product Number
w/ Description**

Size & Quantity

**Additional
Information**

HANDLE
Damper Handles



Available in:
5/16" x 3/16" (5/16-HANDLES)
1/4" x 3/16" (1/4-HANDLES)

Packaged 50 per

Also available in
bulk quantities

1/4" recommended
for 3" thru 14"
5/16" recommended
for 16" and above

NUTS
Wing Nuts



Packaged 50 per

Also available in
bulk quantities

WASHERS
Washers for
Handles and
Wing Nuts



Packaged 50 per

Also available in
bulk quantities

FANN
Room to Room Fan



Packaged 12 per carton

5020
Stove Pipe Screws



Packaged as 12 individual bags per carton
Each bag contains 20 screws


Miscellaneous Products and Accessories

Product Number
w/ Description

Size & Quantity

Additional
Information

DUCTULATOR



CLEATMAT Cleat Material



Available in 100lb roll

3 1/16" wide

Ceiling Radiation Damper Boots

110CRD

Straight Boot w/
Ceiling Radiation
Damper



All sizes packaged to order

**Please contact
our office
for further
information**

112CRD

End Boot w/
Ceiling Radiation
Damper








113CRD






90° Boot w/
Ceiling Radiation
Damper



Insulated Boxes

Product Number	R-Value	Description
3309NF 3409NF	<i>R4.2</i> <i>R6.0</i>	Metal Top Ins End Out Box No Flange 9" Deep Metal Top Ins End Out Box No Flange 9" Deep
		
3109NF 3209NF	<i>R4.2</i> <i>R6.0</i>	Metal Top Ins Side Out Box No Flange 9" Deep Metal Top Ins Side Out Box No Flange 9" Deep
		
3500F 3600F 3600F8	<i>R4.2</i> <i>R6.0</i> <i>R8.0</i>	Metal Top Ins Box Top Out with Flange 4" Deep Metal Top Ins Box Top Out with Flange 4" Deep Metal Top Ins Box Top Out with Flange 4" Deep
		
3506F 3606F 3606F8	<i>R4.2</i> <i>R6.0</i> <i>R8.0</i>	Metal Top Ins Box Top Out with Flange 6" Deep Metal Top Ins Box Top Out with Flange 6" Deep Metal Top Ins Box Top Out with Flange 6" Deep
		
3500NF 3600NF 3600NF8	<i>R4.2</i> <i>R6.0</i> <i>R8.0</i>	Metal Top Ins Box Top Out No Flange 4" Deep Metal Top Ins Box Top Out No Flange 4" Deep Metal Top Ins Box Top Out No Flange 4" Deep
		

Insulated Boxes

Product Number		R-Value	Description
3506NF 3606NF 3606NF8		<i>R4.2</i> <i>R6.0</i> <i>R8.0</i>	Metal Top Ins Box Top Out No Flange 6" Deep Metal Top Ins Box Top Out No Flange 6" Deep Metal Top Ins Box Top Out No Flange 6" Deep
3700NF 3800NF 3800NF8		<i>R4.2</i> <i>R6.0</i> <i>R8.0</i>	Foil Top Ins Box No Flange No Collar 4" Deep Foil Top Ins Box No Flange No Collar 4" Deep Foil Top Ins Box No Flange No Collar 4" Deep <i>Also available in half sizes</i>
3706NF 3806NF 3806NF8		<i>R4.2</i> <i>R6.0</i> <i>R8.0</i>	Foil Top Ins Box No Flange No Collar 6" Deep Foil Top Ins Box No Flange No Collar 6" Deep Foil Top Ins Box No Flange No Collar 6" Deep
3506TF 3606TF 3606TF8		<i>R4.2</i> <i>R6.0</i> <i>R8.0</i>	Metal Top Ins Box Top Out with Top Flange 6" Deep Metal Top Ins Box Top Out with Top Flange 6" Deep Metal Top Ins Box Top Out with Top Flange 6" Deep
3500FS 3600FS 3600FS8		<i>R4.2</i> <i>R6.0</i> <i>R8.0</i>	Metal Top Ins 45° Slant Box Top Out with Flange Metal Top Ins 45° Slant Box Top Out with Flange Metal Top Ins 45° Slant Box Top Out with Flange

Insulated Boxes

Product Number

R-Value

Description


**3500FA
3600FA
3600FA8**



R4.2
R6.0
R8.0

Metal Top Ins Box Top Out with Angle Collar & Flanged 4" Deep
Metal Top Ins Box Top Out with Angle Collar & Flanged 4" Deep
Metal Top Ins Box Top Out with Angle Collar & Flanged 4" Deep

**3500NFS
3600NFS
3600NFS8**



R4.2
R6.0
R8.0

Metal Top Ins 45° Slant Box Top Out No Flange
Metal Top Ins 45° Slant Box Top Out No Flange
Metal Top Ins 45° Slant Box Top Out No Flange

**3700F
3800F
3800F8**



R4.0
R6.0
R8.0

Foil Top Ins Box with Flange No Outlet 4" Deep
Foil Top Ins Box with Flange No Outlet 4" Deep
Foil Top Ins Box with Flange No Outlet 4" Deep

24ga Stainless Steel Pipe & Fittings

Sizes available:

4" thru 12"

*All Stainless Steel items are made to order and non-returnable
Lead time 10 to 14 working days*



<u>Part #</u>	<u>Length</u>
900A	12"
900C	18"
900B	24"
900	36"
901	48"

902
90° Adjustable Elbow




903
45° Adjustable Angle



904
Tee



907
Storm Collar



24ga Stainless Steel Pipe & Fittings

911

Reducer –
Small End Crimped
(order large size x small size)



911P

Plain Reducer –
No Crimp
(order large size x small size)



912

Increaser –
Large End Crimped
(order small size x large size)



909

Plug –
Crimped



910

Cap –
No Crimp



927

Rain Cap –
Round Style



Galvanized Spiral Pipe & Accessories

Sizes available:

Pipe - 4" thru 48"
Accessories - 4" thru 36"

Gauges available:

26 gauge
24 gauge

Please specify gauge when ordering

*All Spiral is made to order and non-returnable
All Spiral is manufactured without crimp*

Galvanealed also available upon request

SP301
Pipe



SP302
90° Elbow



SP303
45° Angle



*90° Elbows and 45° Angles are Gore Lock/Short Radius
Long Radius available upon request*

SP90SAD
90° Saddle



SP45SAD
45° Saddle



*Unless otherwise specified,
spout and saddle are made same size*

Galvanized Spiral Pipe & Accessories

SP304
90° Tee



SP306
45° Tee



SP310
End Cap




SP311
Reducer



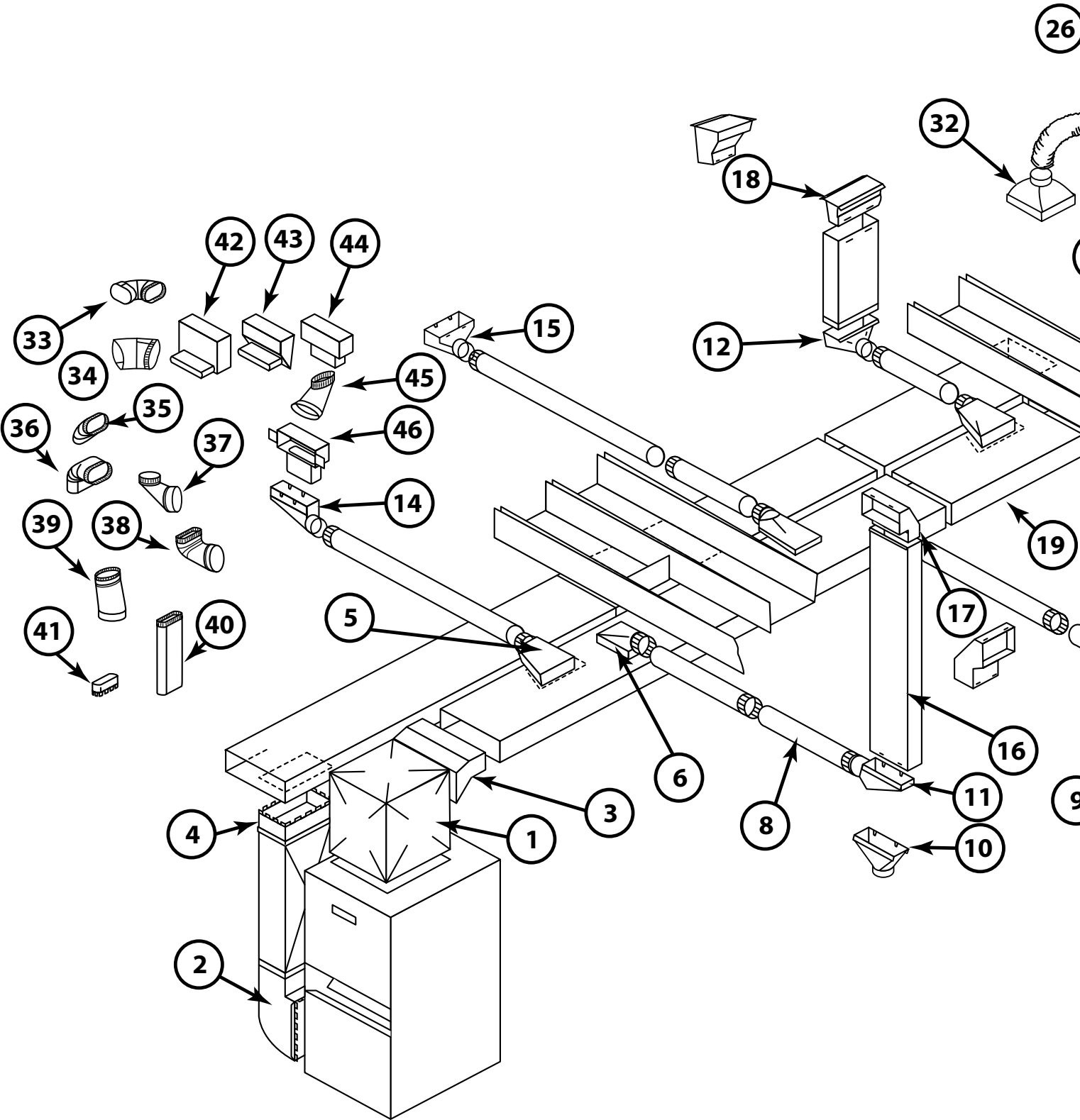
SPC
Coupling

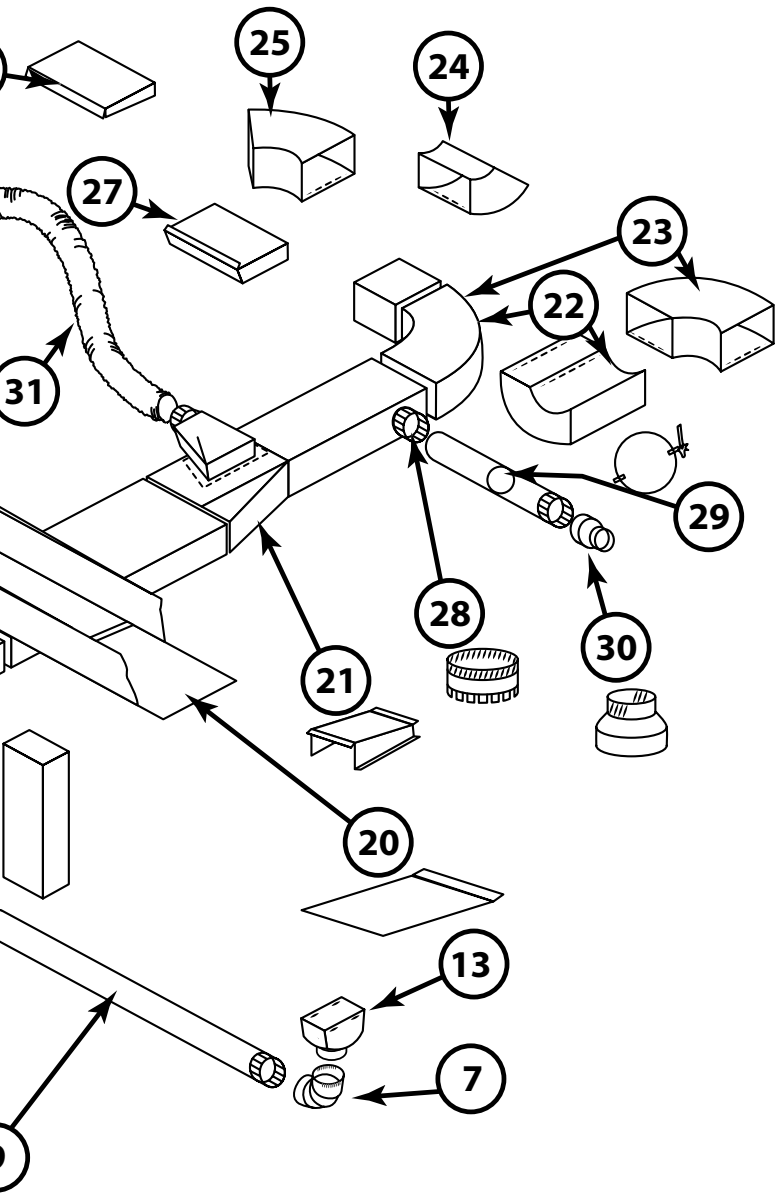


SPST
Perimeter Saddle Tee



Galvanized Warm Air System





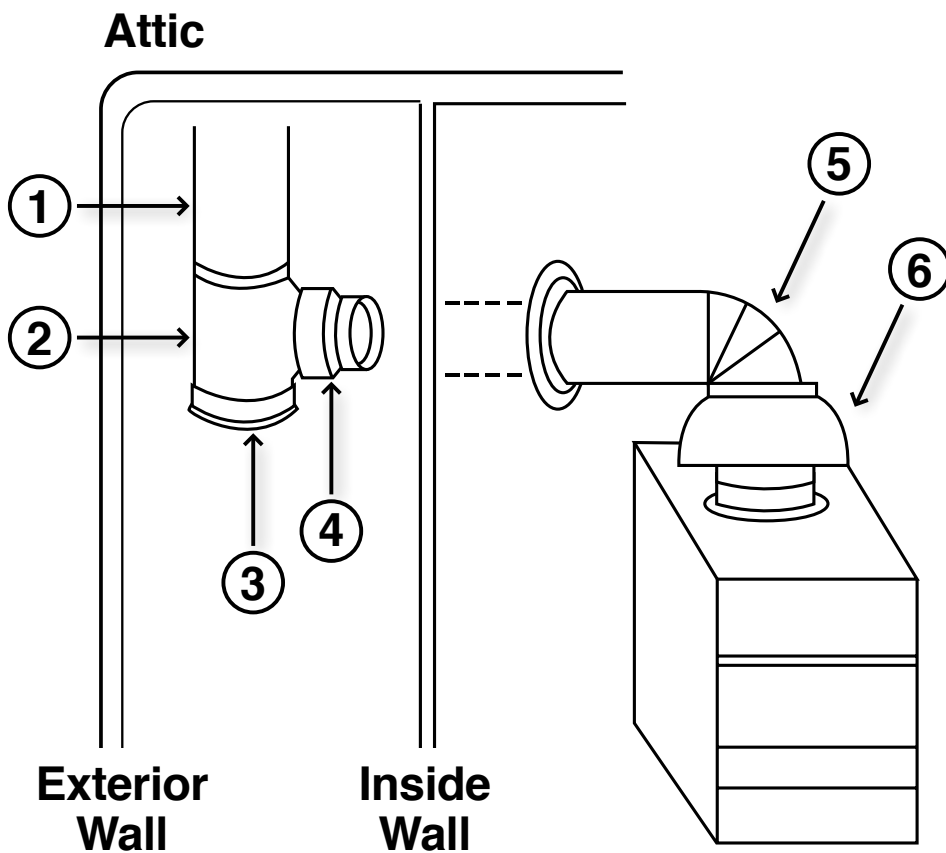
ITEM	PART NO.	
1	Plenum	188
2	Cold Air Boot	189
3	Offset Start Collar	151
4	Straight Start Collar	141
5	Top Takeoff	161
6	Adj. Top Takeoff	181
7	Galv. Adj. El.	302
8	Galv. 2' Pipe	300
9	Galv. 5' Pipe	301
10	Stack Boot - Str.	110S
11	Stack Boot - Ctr.	112S
12	Stack Boot - 90°	113S
13	Reg. Boot - Str.	110R
14	Reg. Boot - Ctr.	112R
15	Reg. Boot - 90°	113R
16	Wallstack	124
17	Stackhead	101
18	Stack Floor Pan	103
19	Duct	125
20	Cold Air Panel	323
21	Duct Red.	200
22	Duct El SW 90	120
23	Duct El LW 90	122
24	Duct Ang. SW 45	121
25	Duct Ang. LW 45	123
26	Duct End Cap	187
27	Duct End Cap	186
28	Collar	313SE/LE
29	Damper	314
30	Reducer/Increaser	311/311P/312
31	Insul. Flex Duct	2500 Series
32	Rd-Sq Diffuser Box	320
33	Oval Horizontal Elbow	502-0F
34	Oval Horizontal Angle	503-0F
35	Oval Vertical Angle	503-0
36	Oval Vertical Elbow	502-0
37	Oval End Boot	504-0
38	Oval Register 90° Boot	505-0
39	Oval Straight Boot	506-0
40	Oval Pipe	500/501-0
41	Oval Start Collar	513SE/LE
42	Sq. to Oval Horz. Boot	510-0
43	Sq. to Oval Angle Boot	509-0
44	Sq. to Oval Straight Boot	508-0
45	Oval to Oval Reverse Boot	511-0
46	Oval Stackhead	507-0

Flue Pipe System

Item

1	Galv. Pipe	300
2	Galv. Tee Joint	304
3	Galv. Cap/Plug	310/309
4	Galv. Red./Inc.	311/311P/312
5	Galv. Adj. Elbow	302
6	Galv. Draft Diverter	350

*** **NEVER use single wall pipe in areas that will remain non-conditioned space – i.e. unheated attic/outside of the exterior wall – ALWAYS CHECK CODES**



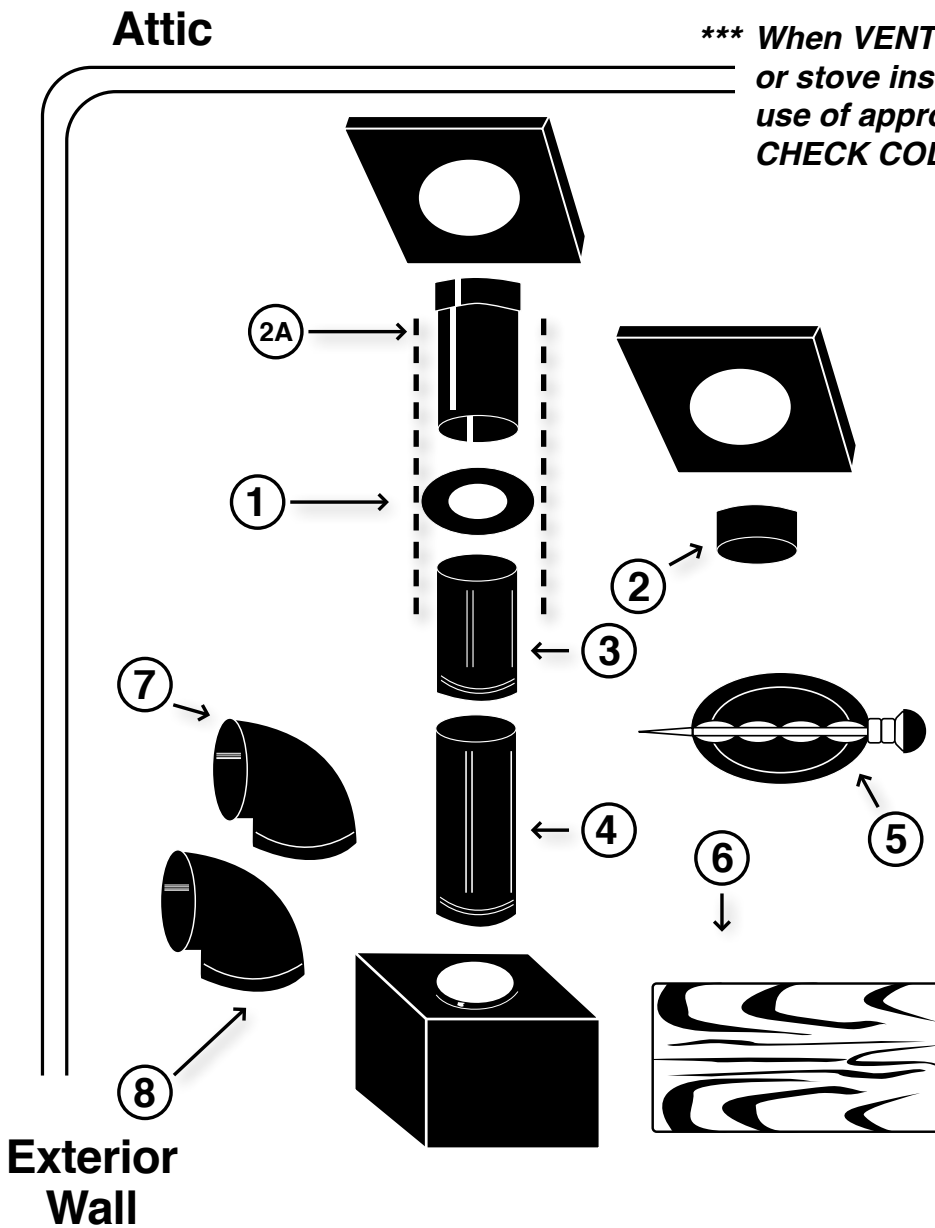
Black Pipe System

<i>Item</i>	<i>Part No.</i>
1 Black Trim Collar	605
2 Black Crimp Both Ends	606
2A Black Slip Joint	607SE/LE
3 Black Pipe – 1'	600A
4 Black Pipe – 2'	600
5 Cast Iron Damper	CID
6 Stoveboard	UL or non-UL

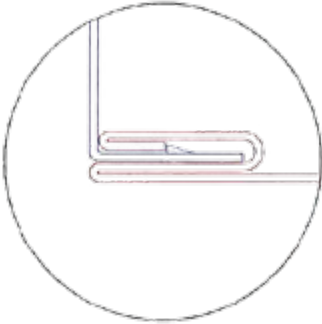
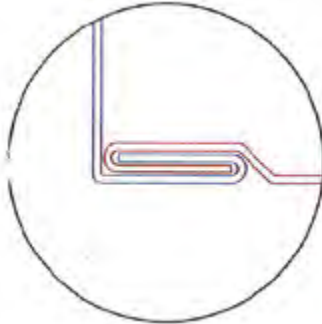
If going through wall use elbow to turn:

7 Black Corr. EL	602C
8 Black Adj. EL	602

***** When VENTING always refer to furnace or stove installation instructions to insure use of approved venting materials – ALWAYS CHECK CODES**



Trunk Duct Style Comparison

Trunk Style	Seam Lock Style (Length)	End Lock Style (Width x Depth)	Drives	S-Cleat
S/D Slide and Drive Trunk) (Slip and Drive Trunk)	Button lock 2 sections are snapped together-they can not be taken apart	Removable or movable S-cleat each section snaps into the s-cleat on 2 sides then a drive is slid on the other 2 sides	1 drive taped to each section	Attached to the width side of each section
				
S/L Snap - Lock Trunk	Slide lock 2 sections are slid together, can be taken back apart	S-Cleat is manufactured as part of each section on both sides. Each joint snaps together on all 4 sides	none	Manufactured as part of the section - all sides
				
K/C King Cleat	Button lock 2 sections are snapped together, Once together-they can not be taken apart	S-Cleat is manufactured as part of each section on both sides. Each joint snaps together on all 4 sides	none	Manufactured as part of the section - all sides

Product Number Index

Part #	Page #	Product Description	Part #	Page #	Product Description
50	13	Canvas Connector (Furnance to Plenum)	176	22	Wallstack Side Takeoff
60	13	Canvas Connector (Plenum to Duct)	177	22	Wallstack Top Takeoff
70	13	Canvas Connector (Duct to Duct)	181	33	Adjustable Takeoff
80L	9	Snap Lock Trunk Transition - Left	181A	38	Adjustable Takeoff w/ Adhesive
80LSD	7	Slide & Drive Trunk Transition - Left	181AD	38	Adjustable Takeoff w/ Adhesive and Damper
81C	9	Snap Lock Trunk Transition - Center	181FG	34	Fiberglass Adjustable Takeoff
81CA	9	Snap Lock Trunk Transition w/ Adhesive - Center	184	11	Trunk Duct Volume Damper
81CSD	7	Slide & Drive Trunk Transition - Center	185	11	Trunk Hanger
81CSDA	7	Slide & Drive Trunk Transition w/ Adhesive - Center	186SNP	10	Snap Lock End Cap
82R	9	Snap Lock Trunk Transition - Right	187SET	10	Snap Lock Set In Cap
82RSD	7	Slide & Drive Trunk Transition - Right	187SETSD	7	Slide & Drive Set In Cap
100	23	Out of Wall Stackhead	188	15	Plenum
101	23	Baseboard Stackhead	189	18	Snap Lock Cold Air Boot
102	23	Baseboard Stackhead - Two Registers	189A	18	Snap Lock Adhesive Cold Air Boot
103	23	Floor Pan Stackhead	189ISB	14	Insulated Support Box
104	23	Sidewall Stackhead	189K	18	Snap Lock Cold Air Boot Kit
104E	23	Sidewall Stackhead w/ Ears	189KA	18	Snap Lock Cold Air Boot Kit w/ Adhesive
104-11	23	Sidewall Stackhead w/ 11" Throat	189K-C	18	Snap Lock Cold Air Boot Kit w/ Canvas Connector
110CRD	66	Straight Boot w/ Ceiling Radiation Damper	189SB	13	Support Box
110R	37	Straight Register Boot	189SBD	13	Support Box w/ Door
110S	23	Straight Stack Boot	189SBDR	13	Support Box w/ Drawer
112CRD	66	End Boot w/ Ceiling Radiation Damper	189SD	16	Slide & Drive Cold Air Boot
112R	37	End Register Boot - Center	189SDA	16	Slide & Drive Adhesive Cold Air Boot
112RL	37	End Register Boot - Left	189SDK	16	Slide & Drive Cold Air Boot Kit
112RR	37	End Register Boot - Right	189SDKA	16	Slide & Drive Cold Air Boot Kit w/ Adhesive
112S	23	End Stack Boot - Center	189SDK-C	16	Slide & Drive Cold Air Boot Kit w/ Canvas Connector
112SL	23	End Stack Boot - Left	189VSB	13	Vertical Support Box
112SR	23	End Stack Boot - Right	190	6	Slide & Drive Trunk Duct Reducer
113A	37	90° Adjustable Register Boot	190S	9	Snap Lock Trunk Duct Reducer
113CRD	66	90° Boot w/ Ceiling Radiation Damper	191	33	Pivot Takeoff (Discontinued Item)
113R	37	90° Register Boot	199S	19	Snap Lock Cold Air Boot Side Entry w/ Doors
113S	23	90° Stack Boot	199S-36	19	Snap Lock Cold Air Boot Side Entry w/ Doors 36" High
114A	21	"A" Adapter	199SDS	17	Slide & Drive Cold Air Boot Side Entry w/ Doors
115B	21	"B" Adapter	199SDS-36	17	Slide & Drive Cold Air Boot Side Entry w/ Doors 36" High
117SET	21	Wallstack End Cap	199SDT	17	Slide & Drive Cold Air Boot Top Entry w/ Door
120	8	Snap Lock Trunk Elbow - Shortway	199SDT-36	17	Slide & Drive Cold Air Boot Top Entry w/ Door 36" High
120	20	Wallstack Elbow - Shortway	199T	19	Snap Lock Cold Air Boot Top Entry w/ Door
120SD	6	Slide & Drive Trunk Elbow - Shortway	199T-36	19	Snap Lock Cold Air Boot Top Entry w/ Door 36" High
121	8	Snap Lock Trunk Angle - Shortway	200	9	Snap Lock Trunk Duct Reducer / Increaser
121	20	Wallstack Angle - Shortway	200SD	7	Slide & Drive Trunk Duct Reducer / Increaser
121SD	6	Slide & Drive Trunk Angle - Shortway	201	33	Round to Round Takeoff
122	8	Snap Lock Trunk Elbow - Longway	201A	38	Round to Round Takeoff w/ Adhesive
122	20	Wallstack Elbow - Longway	300	24	24" Round Pipe
122SD	6	Slide & Drive Trunk Elbow - Longway	300A	24	12" Round Pipe
123	8	Snap Lock Trunk Angle - Longway	300C	24	30" Round Pipe
123	21	Wallstack Angle - Longway	301	24	60" Round Pipe
123SD	6	Slide & Drive Trunk Angle - Longway	301120	25	120" Round Pipe
124	20	Wallstack	302	25	90° Adjustable Elbow
125	8	Snap Lock Trunk Duct	302C	25	Corrugated Elbow
125KC	8	King Cleat Trunk Duct	303	25	45° Adjustable Angle
125SD	6	Slide & Drive Trunk Duct	304-EZ	30	Tee - Easy Flow Style
126	22	Wallstack Reverse Elbow - Left	304-12	30	Tee - Pipe Style (12" high)
127	22	Wallstack Reverse Elbow - Center	304-15	30	Tee - Pipe Style (15" high)
128	22	Wallstack Reverse Elbow - Right	304-18	30	Tee - Pipe Style (18" high)
141	9	Snap Lock Trunk Duct Straight Start Collar	304-24	30	Tee - Pipe Style (24" high)
141A	9	Snap Lock Trunk Duct Straight Start Collar w/ Adhesive	305	30	Reducing Tee - Easy Flow Style
141	21	Wallstack Straight Start Collar	305ST	30	Reducing Tee - Straight Style
141SD	7	Slide & Drive Trunk Duct Straight Start Collar	306	31	Tapered Flue Tee - Easy Flow Style
141SDA	7	Slide & Drive Trunk Duct Straight Start Collar w/ Adhesive	306A	31	Swivel Tee
151	10	Snap Lock Trunk Duct Offset Start Collar	306ST	31	Tapered Flue Tee - Straight Style
151A	10	Snap Lock Trunk Duct Offset Start Collar w/ Adhesive	307	31	Wye Branch
151SD	7	Slide & Drive Trunk Duct Offset Start Collar	308	31	Perimeter Tee
151SDA	7	Slide & Drive Trunk Duct Offset Start Collar w/ Adhesive	309	27	Round Plug - Crimped
161	32	Top Takeoff	309H	27	Round Plug w/ Handle - Crimped
161A	38	Top Takeoff w/ Adhesive	310	27	Round Cap - No Crimp
161AD	38	Top Takeoff w/ Adhesive and Damper	310H	27	Round Cap w/ Handle - No Crimp
161D	32	Double Top Takeoff	311	26	Reducer - Small End Crimped
161FG	34	Fiberglass Top Takeoff	311F	26	Flat Reducer - Small End Crimped
161FGD	34	Fiberglass Top Takeoff w/ Damper	311P	26	Reducer - No Crimp
161FGDE	34	Fiberglass Top Takeoff w/ Damper for 2" Ductboard	311PF	26	Flat Reducer - No Crimp
161FGE	34	Fiberglass Top Takeoff for 2" Ductboard	312	26	Increaser - Large End Crimped
163	33	Side Takeoff	312F	26	Flat Increaser - Large End Crimped
163A-R	38	Side Takeoff w/ Adhesive - Rectangular Base	313FGD	34	Round Start Collar - 6" Long w/ Damper
163AD-R	38	Side Takeoff w/ Adhesive and Damper - Rectangular Base	313FGH	34	Round Start Collar - 6" Long w/ Holes
163A-SQ	38	Side Takeoff w/ Adhesive - Square Base			
163AD-SQ	38	Side Takeoff w/ Adhesive and Damper - Square Base			

Items in blue are noted in the additional information column on the page number listed. Picture available upon request.

Product Number Index

Part #	Page #	Product Description	Part #	Page #	Product Description
313LE	34	Round Start Collar - No Crimp	513-0	45	Oval Start Collar - Crimped
313SE	34	Round Start Collar - Crimped	513FG	45	Oval Collar - 6" Long
314D	27	Round Damper w/ Double Quad and Handle	513-NC	45	Oval Start Collar - No Crimp
314S	27	Round Damper w/ Single Quad and Handle	520-0	47	Oval Straight Register Boot
315	27	Thimble	522-0	47	Oval End Register Boot
315A	28	Adjustable Thimble	523-0	47	Oval 90° Register Boot
316	28	Drawband	532-S	48	Oval Side Outlet Box
317	40	Blank Pan	561-0	45	Oval Top Takeoff
317-2	40	Return Pan	600	54	24" Black Pipe
317RP	40	Return Pan	600A	54	12" Black Pipe
318	40	Funnel Pan	600B	54	36" Black Pipe
319	41	Square Diffuser Box	600D	54	24" Black Damper Pipe
320	41	Round to Square Diffuser Box	602	55	90° Adjustable Black Elbow
320NO	42	Diffuser Box w/ No Outlet	602C	55	Corrugated Black Elbow
320S	41	Side Outlet Diffuser Box	603	55	45° Adjustable Black Angle
320T	42	Top Outlet Diffuser Box	603LE	55	Black Cap - No Crimp
320TE	42	Top Outlet Diffuser Box w/ Ears	603LEH	55	Black Cap w/ Handle - No Crimp
321	28	Round to Round Ceiling Outlet	603SE	55	Black Plug - Crimped
323	14	Panning	603SEH	55	Black Plug w/ Handle - Crimped
324	11	S-Cleat	604	56	Black Tee - Easy Flow Style
324S	11	Standing S-Cleat	605	56	Black Trim Collar
325	29	Round Damper Section	606	56	Black Crimp Both Ends
326	29	Round Start Collar - 6" Long w/ Damper - No Crimp	607LE	56	Black Slip Joint - No Crimp
327	49	Shanty Cap - Square Style	607SE	56	Black Slip Joint - Crimped
327A	49	Adjustable Shanty Cap	610	57	Black Oval to Round Boot
327R	49	Shanty Cap - Round Style	610-3PC	57	Black Oval to Round Boot - 3 Piece
327RS	49	Shanty Cap - Round Style w/ Screen	611	58	Black Reducer - Small End Crimped
328	50	Dryer Vent	611P	58	Black Reducer - No Crimp
328S	50	Dryer Vent w/ Screen & Flap	612	58	Black Increaser - Large End Crimped
329	50	Fresh Air Intake	616	57	Black Drawband
330	49	Trim collar	618	54	18" Black Pipe
332	29	Crimp Both Ends	620	57	5 in 1 Black Flue Adapter
335	50	Storm Collar	800	52	24" Aluminum Pipe
350	51	Vertical Draft Diverter	801	52	Aluminum Flex Duct
352	51	Horizontal Draft Diverter	802	52	90° Adjustable Aluminum Elbow
400A	39	Round Adhesive - Plain	804-A	53	Aluminum Dryer Vent Kit
400AD	39	Round Adhesive w/ Damper	805	53	Aluminum Wall Cap
400AS	39	Round Adhesive w/ Scoop	806	53	Aluminum Roof Jack
400ASD	39	Round Adhesive w/ Scoop & Damper	807	52	Aluminum Dryer Vent
400D	36	Spin Fitting for Ductboard - Plain	860	52	60" Aluminum Pipe
400M	36	Spin Fitting for Metal - Plain	900	70	36" Stainless Steel Pipe
401D	36	Spin Fitting for Ductboard w/ Damper	901	70	48" Stainless Steel Pipe
401M	36	Spin Fitting for Metal w/ Damper	902	70	90° Adjustable Elbow
402D	36	Spin Fitting for Ductboard w/ Scoop	903	70	45° Angle
402M	36	Spin Fitting for Metal w/ Scoop	904	70	Pipe Style Tee
403D	36	Spin Fitting for Ductboard w/ Scoop & Damper	907	70	Storm Collar
403M	36	Spin Fitting for Metal w/ Scoop & Damper	909	71	Plug - Crimped
404D	35	Tab Collar for 1" to 1 1/2" Ductboard	910	71	Cap - No Crimp
404D-2	35	Tab Collar for 2" Ductboard	911	71	Reducer - Small End Crimped
404D-A	39	Tab Collar Adhesive for 1" to 1 1/2" Ductboard	900A	70	12" Stainless Steel Pipe
404D-2A	39	Tab Collar Adhesive for 2" Ductboard	900B	70	24" Stainless Steel Pipe
405D	35	Tab Collar w/ Damper for 1" to 1 1/2" Ductboard	900C	70	18" Stainless Steel Pipe
405D-2	35	Tab Collar w/ Damper for 2" Ductboard	911P	71	Plain Reducer - No Crimp
405D-A	39	Tab Collar Adhesive w/ Damper - for 1" to 1 1/2" Ductboard	912	71	Increaser - Large End Crimped
405D-2A	39	Tab Collar Adhesive w/ Damper - for 2" Ductboard	927	71	Rain Cap - Round Style
406A	39	Saddle Style Adhesive - Plain	1200	50	Roof Flashing
406AD	39	Saddle Style Adhesive w/ Damper	2500	63	Black Polyethylene Duct
406AS	39	Saddle Style Adhesive w/ Scoop	2500-S	63	Metalized Polyester Duct
406ASD	39	Saddle Style Adhesive w/ Scoop & Damper	2500-UI	63	Polyester Connector
408A	39	Conical Adhesive - Plain	3109NF	67	Insulated Boxes
408AD	39	Conical Adhesive w/ Damper	3209NF	67	Insulated Boxes
408ADSO	39	Conical Adhesive w/ Damper and Standoff	3309NF	67	Insulated Boxes
408AS	39	Conical Adhesive w/ Scoop	3409NF	67	Insulated Boxes
408ASD	39	Conical Adhesive w/ Scoop & Damper	3500F	67	Insulated Boxes
500-0	43	60" Oval Pipe	3500FA	69	Insulated Boxes
501-0	43	100" Oval Pipe	3500FS	68	Insulated Boxes
502-0	43	Vertical Oval Elbow	3500NF	67	Insulated Boxes
502-0F	43	Flat Oval Elbow	3500NFS	69	Insulated Boxes
503-0	43	Vertical Oval Angle	3506F	67	Insulated Boxes
503-0F	43	Flat Oval Angle	3506NF	68	Insulated Boxes
504-0	44	Round to Oval End Boot	3506TF	68	Insulated Boxes
505-0	44	Round to Oval 90° Boot	3600F	67	Insulated Boxes
506-0	44	Round to Oval Straight Boot	3600F8	67	Insulated Boxes
507-0	46	Oval Stackhead	3600FA	69	Insulated Boxes
5070D	46	Double Oval Stackhead	3600FA8	69	Insulated Boxes
507NO	46	Oval Stackhead - Box Portion Only			
508-0	46	Oval Straight Stack Boot			
509-0	47	Oval 45° Register Box			
510-0	47	Oval 90° Register Box			
511-0	44	Oval to Oval Reverse Boot			
512-0	43	112" Oval Pipe			

Items in blue are noted in the additional information column on the page number listed. Picture available upon request.

Product Number Index

Part #	Page #	Product Description	Part #	Page #	Product Description
3600FS	68	Insulated Boxes	SP310	73	End Cap
3600FS8	68	Insulated Boxes	SP311	73	Reducer
3600NF	67	Insulated Boxes	SP45SAD	72	45° Saddle
3600NF8	67	Insulated Boxes	SP90SAD	72	90° Saddle
3600NFS	69	Insulated Boxes	SPC	73	Coupling
3600NFS8	69	Insulated Boxes	SPST	73	Perimeter Saddle Tee
3606F	67	Insulated Boxes	SS	64	Silver Pipe Sleeve
3606F8	67	Insulated Boxes	STOVEBOARD	62	UL/Non-UL Stoveboards
3606NF	68	Insulated Boxes	TEL	54	Telescopic Pipe
3606NF8	68	Insulated Boxes	TOP	15	Plenum Top
3606TF	68	Insulated Boxes	U-CHANNEL	11	U-Channel
3606TF8	68	Insulated Boxes	WASHERS	65	Washers for Handles & Wing Nuts
3700F	69	Insulated Boxes	WDG-30	12	Galvanized Wedge
3700NF	68	Insulated Boxes	WDGO-30	12	Galvanized Wedge w/ Outlet
3706NF	68	Insulated Boxes			
3800F	69	Insulated Boxes			
3800F8	69	Insulated Boxes			
3800NF	68	Insulated Boxes			
3800NF8	68	Insulated Boxes			
3806NF	68	Insulated Boxes			
3806NF8	68	Insulated Boxes			
5020	65	Stove Pipe Screws			
BAP	60	Black Ash Pail			
BAP-KIT	60	Black Ash Pail w/ Shovel			
BLK-HODSET	59	Black Coal Hod & Shovel			
BRB	37	Basement Register Boot			
BS	63	Black Pipe Sleeve			
CAF	14	Cold Air Frame			
CANVAS	13	MBX Canvas			
CANVAS-JBX	13	JBX Canvas			
CID	60	Cast Iron Damper			
CLEATMAT	66	Cleat Material			
DOOR	61	Galvanized Clean Out Door			
DOOR-CI	61	Cast Iron Clean Out Door			
DRIVE	11	Drive Cleats			
DUCTULATOR	66	Ductulator			
FANN	65	Room to Room Fan			
FC	63	Foil Connector Duct			
FLUESTOP	61	Fluestops			
FR1	15	Premium Style Filter Rack - Top Entry			
FR2	15	Filter Rack w/ Notches - Side Entry			
FR3	15	Economy Style Filter Rack - Side Entry			
GNV	51	Gooseneck Vent			
GOLD	60	Gold Trim Collar			
HANDLES	65	Damper Handles			
HOD	59	Coal Hods			
HOSE	51	Hose			
MAGNET	14	Magnet - 100' Roll			
MH	64	Mobile Home Duct			
NUTS	65	Wing Nuts			
PAN	14	Drain Pans			
PANEL	15	Plenum Panel			
RO	7	Radius Offset			
SADDLE-45	28	45° Vent Saddle			
SADDLE-90	28	90° Vent Saddle			
SC	29	Sleeve Connector			
SDA-5	16	Slide & Drive Cold Air Boot w/ Adhesive for 5" Filter - Top Load			
SDA-5U	16	Slide & Drive Cold Air Boot w/ Adhesive for 5" Filter - Universal Side Load			
SDKA-5	17	Slide & Drive Cold Air Boot Kit w/ Adhesive for 5" Filter - Top Load			
SDKA-5U	16	Slide & Drive Cold Air Boot Kit w/ Adhesive for 5" Filter - Universal Side Load			
SDKAC5	16	Slide & Drive Cold Air Boot Kit w/ Adhesive for 5" Filter w/ Canvas Connector			
SHOVEL	59	Shovels			
SLA-5	18	Snap Lock Cold Air Boot for 5" Filter - Top Load			
SLA-5U	18	Snap Lock Cold Air Boot for 5" Filter - Universal Side Load			
SLKA-5	19	Snap Lock Cold Air Boot Cold Air Boot Kit w/ Adhesive for 5" Filter - Top Load			
SLKA-5U	18	Snap Lock Cold Air Boot Kit w/ Adhesive for 5" Filter - Universal Side Load			
SLKAC5	18	Snap Lock Cold Air Boot Kit w/ Adhesive for 5" Filter w/ Canvas Connector			
SP301	72	Spiral Pipe			
SP302	72	90° Elbow			
SP303	72	45° Angle			
SP304	73	90° Tee			
SP306	73	45° Tee			

Items in blue are noted in the additional information column on the page number listed. Picture available upon request.

Product Name Index

Product Name	Part #	Page #	Product Name	Part #	Page #
Accessories - Hearth	5020	65	Boot - Stack	BRB	37
	BAP	60		110S	23
	BAP-KIT	60		112S	23
	BLK-HODSET	59		112SL	23
	DOOR	61		112SR	23
	DOOR-CI	61	Boxes.....	113S	23
	FANN	65		319	41
	FLUESTOP	61		320	41
	HOD	59		320NO	42
Accessories - HVAC.....	SHOVEL	59		320S	41
	185	11		320T	42
	CANVAS	13		320TE	42
	CANVAS-JBX	13		509-0	47
	DUCTULATOR	66		510-0	47
	HANDLES	65	Cap - Shanty	532-S	48
	MAGNET	14		327	49
	NUTS	65		327A	49
	U-CHANNEL	11		327R	49
Adapters.....	WASHERS	65		327RS	49
	114A	21		927	71
	115B	21	Cap - Stack.....	117SET	21
	620	57	Cap - Trunk.....	186SNP	10
Adhesive - Conical	408A	39		187SET	10
	408AD	39		187SETSD	7
	408ADSO	39	Cap/Plug - Round	309	27
	408AS	39		309H	27
	408ASD	39		310	27
Adhesive - Round.....	400A	39		310H	27
	400AD	39		909	71
	400AS	39		910	71
	400ASD	39		603LE	55
Adhesive - Saddle	406A	39		603LEH	55
	406AD	39		603SE	55
	406AS	39		603SEH	55
	406ASD	39	Ceiling Outlet	321	28
Angle - Oval	503-0	43	Cold Air Frame.....	CAF	14
	503-0F	43	Cold Air Kit.....	189K	18
Angle - Round.....	303	25		189KA	18
	603	55		189K-C	18
	903	70		189SDK	16
Angle - Stack.....	121	20		189SDKA	16
	123	21		189SDK-C	16
Angle - Trunk	121	8		SDKA-5	17
	121SD	6		SDKA-5U	16
	123	8		SDKAC5	16
	123SD	6		SLKA-5	19
Boot - Cold Air	189	18		SLKA-5U	18
	189A	18		SLKAC5	18
	189SD	16	Collar - Oval	513-0	45
	189SDA	16		513-NC	45
	199S	19		513FG	45
	199S-36	19	Collar - Round.....	313FGD	34
	199SDS	17		313FGH	34
	199SDS-36	17		313LE	34
	199SDT	17		313SE	34
	199SDT-36	17		325	29
	199T	19		326	29
	199T-36	19		330	49
	SDA-5	16		335	50
	SDA-5U	16		605	56
	SLA-5	18		907	70
	SLA-5U	18		GOLD	60
Boot - Oval	504-0	44	Collar - Stack	141	21
	505-0	44	Collar - Trunk	141	9
	506-0	44		141A	9
	508-0	46		141SD	7
	511-0	44		141SDA	7
	520-0	47		151	10
	522-0	47		151A	10
	523-0	47		151SD	7
	610	57		151SDA	7
	610-3PC	57	Connector	50	13
Boot - Radiation Damper	110CRD	66		60	13
	112CRD	66		70	13
	113CRD	66		332	29
Boot - Register.....	110R	37			
	112R	37			
	112RL	37			
	112RR	37			
	113A	37			
	113R	37			

Items in blue are noted in the additional information column on the page number listed. Picture available upon request.

Product Name Index

Product Name	Part #	Page #	Product Name	Part #	Page #
	606	56		3806NF8	68
	SC	29	Offset - Trunk	RO	7
Damper - Round	314D	27	Pans	317	40
	314S	27		317-2	40
	CID	60		317RP	40
Damper - Trunk	184	11		318	40
Drain Pans	PAN	14	Panning	323	14
Drawband	316	28	Pipe - Oval	500-0	43
	616	57		501-0	43
Drives/Cleats	324	11		512-0	43
	324S	11	Pipe - Round	300	24
	CLEATMAT	66		300A	24
	DRIVE	11		300C	24
Duct - Trunk	125	8		301	24
	125KC	8		301120	25
	125SD	6		600	54
Elbow - Oval	502-0	43		600A	54
	502-0F	43		600B	54
Elbow - Round	302	25		600D	54
	302C	25		618	54
	602	55		800	52
	602C	55		860	52
	802	52		900	70
	902	70		900A	70
Elbow - Stack	120	20		900B	70
	122	20		900C	70
	126	22		901	70
	127	22		TEL	54
	128	22	Plenum	188	15
Elbow - Trunk	120	8	Plenum Accessories	PANEL	15
	120SD	6		TOP	15
	122	8	Reducer - Trunk	190	6
	122SD	6		190S	9
Filter Rack	FR1	15		200	9
	FR2	15		200SD	7
	FR3	15	Reducer/Inceaser - Round ..	311	26
Flexible Duct	2500	63		311F	26
	2500-S	63		311P	26
	2500-UI	63		311PF	26
	BS	63		312	26
	FC	63		312F	26
	MH	64		611	58
	SS	64		611P	58
Insulated Boxes	3109NF	67		612	58
	3209NF	67		911	71
	3309NF	67		911P	71
	3409NF	67		912	71
	3500F	67	Saddles	SADDLE-45	28
	3500FA	69		SADDLE-90	28
	3500FS	68	Slip Joints	607LE	56
	3500NF	67		607SE	56
	3500NFS	69	Spin Fitting - Ductboard	400D	36
	3506F	67		401D	36
	3506NF	68		402D	36
	3506TF	68	Spin Fitting - Metal	403D	36
	3600F	67		400M	36
	3600F8	67		401M	36
	3600FA	69		402M	36
	3600FA8	69		403M	36
	3600FS	68	Spiral	SP301	72
	3600FS8	68		SP302	72
	3600NF	67		SP303	72
	3600NF8	67		SP304	73
	3600NFS	69		SP306	73
	3600NFS8	68		SP310	73
	3606F	67		SP311	73
	3606F8	67		SP45SAD	72
	3606NF	68		SP90SAD	72
	3606NF8	68		SPC	73
	3606TF	68		SPST	73
	3606TF8	68	Stackheads	100	23
	3700F	69		101	23
	3700NF	68		102	23
	3706NF	68		103	23
	3800F	69		104	23
	3800F8	69			
	3800NF	68			
	3800NF8	68			
	3800NF8	69			
	3806NF	68			

Items in blue are noted in the additional information column on the page number listed. Picture available upon request.

Product Name Index

Product Name	Part #	Page #	Product Name	Part #	Page #
	104-11	23			
	104E	23			
Stackhead - Oval	507-0	46			
	5070D	46			
	507NO	46			
Stoveboards.....	STOVEBOARD	62			
Support Boxes.....	189ISB	14			
	189SB	13			
	189SBD	13			
	189SBDR	13			
	189VSB	13			
Tab Collars	404D	35			
	404D-2	35			
	405D	35			
	405D-2	35			
Tab Collars - Adhesive.....	404D-A	39			
	404D-2A	39			
	405D-A	39			
	405D-2A	39			
Takeoff.....	161	32			
	161D	32			
	161FG	34			
	161FGD	34			
	161FGDE	34			
	161FGE	34			
	163	33			
	181	33			
	181FG	34			
	191	33	(Discontinued Item)		
	201	33			
Takeoff - Adhesive.....	161A	38			
	161AD	38			
	163A-R	38			
	163AD-R	38			
	163A-SQ	38			
	163AD-SQ	38			
	181A	38			
	181AD	38			
	201A	38			
Takeoff - Oval.....	561-0	45			
Takeoff - Stack.....	176	22			
	177	22			
Tee - Perimeter.....	308	31			
Tee - Reducing.....	305	30			
	305ST	30			
Tee - Round.....	304-12	30			
	304-15	30			
	304-18	30			
	304-24	30			
	304-EZ	30			
	306A	31			
	604	56			
	904	70			
Tee - Tapered	306	31			
	306ST	31			
Tee - Wye.....	307	31			
Thimble.....	315	27			
	315A	28			
Transition - Trunk	80L	9			
	80LSD	7			
	81C	9			
	81CA	9			
	81CSD	7			
	81CSDA	7			
	82R	9			
	82RSD	7			
Venting	328	50			
	328S	50			
	329	50			
	350	51			
	352	51			
	801	52			
	804-A	53			
	805	53			
	806	53			
	807	52			
	1200	50			
	GNV	51			
	HOSE	51			
Wallstack.....	124	20			
Wedge.....	WDG-30	12			
	WDGO-30	12			

Items in blue are noted in the additional information column on the page number listed. Picture available upon request.