

# Table of Contents

|  |           |
|--|-----------|
| <b>Dedication</b> .....                                  | <b>1</b>  |
| <b>Company Timeline</b> .....                            | <b>2</b>  |
| <b>General Information</b> .....                         | <b>4</b>  |
| <b>Table of Contents</b> .....                           | <b>5</b>  |
| <b>Slide &amp; Drive Trunk Duct &amp; Fittings</b> ..... | <b>6</b>  |
| <b>Snap Lock Trunk Duct &amp; Fittings</b> .....         | <b>8</b>  |
| <b>Trunk Duct Accessories</b> .....                      | <b>11</b> |
| <b>Plenums &amp; Return Air Products</b> .....           | <b>13</b> |
| <b>Slide &amp; Drive Cold Air Boots &amp; Kits</b> ..... | <b>16</b> |
| <b>Snap Lock Cold Air Boots &amp; Kits</b> .....         | <b>18</b> |
| <b>Wallstack &amp; Fittings</b> .....                    | <b>22</b> |
| <b>Pipe, Elbows &amp; Accessories</b> .....              | <b>24</b> |
| <b>Tees</b> .....  | <b>30</b> |
| <b>Round Takeoffs &amp; Collars</b> .....                | <b>32</b> |
| <b>Register Boots</b> .....                              | <b>37</b> |
| <b>Adhesive Takeoffs</b> .....                           | <b>38</b> |
| <b>Pans &amp; Register Boxes</b> .....                   | <b>40</b> |
| <b>Oval Pipe &amp; Fittings</b> .....                    | <b>43</b> |
| <b>Venting &amp; Roof Products</b> .....                 | <b>49</b> |
| <b>Aluminum</b> .....                                    | <b>52</b> |
| <b>24ga Black Pipe, Elbows &amp; Fittings</b> .....      | <b>54</b> |
| <b>Stove &amp; Fireplace Accessories</b> .....           | <b>59</b> |
| <b>Stoveboards</b> .....                                 | <b>62</b> |
| <b>Flexible Duct</b> .....                               | <b>63</b> |
| <b>Miscellaneous Products and Accessories</b> .....      | <b>65</b> |
| <b>Insulated Boxes</b> .....                             | <b>67</b> |
| <b>24ga Stainless Steel Pipe &amp; Fittings</b> .....    | <b>70</b> |
| <b>Galvanized Spiral Pipe &amp; Accessories</b> .....    | <b>72</b> |
| <b>Galvanized Warm Air System</b> .....                  | <b>74</b> |
| <b>Flue Pipe System</b> .....                            | <b>76</b> |
| <b>Black Pipe System</b> .....                           | <b>77</b> |
| <b>Trunk Duct Style Comparison</b> .....                 | <b>78</b> |
| <b>Product Number Index</b> .....                        | <b>79</b> |
| <b>Product Name Index</b> .....                          | <b>82</b> |

# Slide & Drive Trunk Duct & Fittings

## 125SD

Slide & Drive Trunk Duct



All 6" and 12" depth trunk duct are as ordered and unboxed

All 30", 36" and 96" long trunk are as ordered and unboxed

48" and 60" lengths are packaged as follows:

Widths 8" thru 12" boxed 10 joints per

Widths 14" thru 24" boxed 6 joints per

(Above lengths available as ordered and unboxed (125SDUB) upon request)

\*\*\* 2 pieces = 1 joint

\*\*\* When ordering/inquiring please reference size as width x depth x length

Also available:

- containerized
- racked-boxed
- racked-unboxed


For additional requirements please contact us for further information

See page 78 for Trunk Duct Style Comparison

| <u>Width Sizes</u> | <u>Depth Sizes</u> | <u>Lengths</u>              |
|--------------------|--------------------|-----------------------------|
| 6" thru 24"        | 6"                 | 30" - 36" - 48" - 60" - 96" |
| 8" thru 24"        | 8"                 | 30" - 36" - 48" - 60" - 96" |
| 10" thru 24"       | 10"                | 30" - 36" - 48" - 60" - 96" |
| 12" thru 24"       | 12"                | 30" - 36" - 48" - 60" - 96" |


## 120SD

Slide & Drive Trunk Elbow - Shortway



## 121SD

Slide & Drive Trunk Angle - Shortway



## Width Sizes (W) Depth Sizes (D)

|              |     |
|--------------|-----|
| 6" thru 24"  | 6"  |
| 8" thru 24"  | 8"  |
| 10" thru 24" | 10" |
| 12" thru 24" | 12" |

Also available Knocked Down (-K)


Packaged as Ordered

Also available with Square Throat (-SQ)

Each fitting shipped with drives and cleats


## 122SD

Slide & Drive Trunk Elbow - Longway



## 123SD

Slide & Drive Trunk Angle - Longway



## Product Number w/ Description

### 190

Slide & Drive Trunk Duct Reducer



## Size & Quantity







Available for x6", x10", and x12"

Packaged one per

## Additional Information

When ordering/inquiring please state size reducing from and then size reducing to (ie: 24"x10" to 20"x8")

# Slide & Drive Trunk Duct & Fittings

| Product Number<br>w/ Description  | Size & Quantity   | Additional<br>Information  |
|---|---|--|
| <b>200SD</b><br>Slide & Drive<br>Trunk Duct<br>Reducer/Incraser                     | 2" to 8"<br><i>Packaged 12 per carton</i><br><br>Sizes also available in:<br>x6" (x6-200SD)<br>x10" (x10-200SD)<br>x12" (x12-200SD)<br><i>Packaged as ordered</i>     |  |
|    |   |  |
| <b>81CSD</b><br>Slide & Drive<br>Trunk Transition –<br>Center                       | 8"x8" to 24"x8"<br><i>Packaged 2 per carton (except 22" –<br/>           A/O)</i><br><br>Sizes also available in x6", x10",<br>and x12"<br><i>Packaged as ordered</i> | <b>Available in left<br/>           (80LSD) and right<br/>           (82RSD)</b><br><br><b>Available with<br/>           Adhesive<br/>           (81CSDA)</b><br><br><b>Standard 2" rise</b> |
|    |   |  |
| <b>141SD</b><br>Slide & Drive<br>Trunk Duct<br>Straight Start<br>Collar             | 8"x8" to 24"x8"<br><i>Packaged 5 per carton (except 22" –<br/>           A/O)</i><br><br>Sizes also available in x6", x10",<br>and x12"<br><i>Packaged as ordered</i> | <b>Available with<br/>           Adhesive (141SDA)</b>   |
|   |   |  |
| <b>151SD</b><br>Slide & Drive<br>Trunk Duct Offset<br>Start Collar                  | 8"x8" to 24"x8"<br><i>Packaged 6 per carton (except 22" –<br/>           A/O)</i><br><br>Sizes also available in x6", x10",<br>and x12"<br><i>Packaged as ordered</i> | <b>Available with<br/>           Adhesive<br/>           (151SDA)</b><br><br><b>Standard 2" rise</b>   |
|  |   |  |
| <b>187SETSD</b><br>Slide & Drive<br>Set In Cap                                      | 8x8 thru 24x8<br><i>Packaged 10 per bundle (except 22"<br/>           - A/O)</i><br><br>Sizes also available in x6", x10",<br>and x12"<br><i>Packaged as ordered</i>  |  |
|  |   |  |
| <b>RO</b><br>Radius Offset  | 8"x8" thru 24"x8"<br><i>Packaged as ordered</i><br><br>Sizes also available in x6", x10",<br>and x12"<br><i>Packaged as ordered</i>                                   | <b>Standard 6" rise</b>  |
|  |   |  |

# Snap Lock Trunk Duct & Fittings

## 125

Snap Lock Trunk  
Duct



All Snap Lock trunk is shipped loose and unboxed

\*\*\* Also available in King Cleat (125KC)


\*\*\* 2 pieces = 1 joint

\*\*\* When ordering/inquiring please reference size as  
width x depth x length

| <u>Width Sizes</u> | <u>Depth Sizes</u> | <u>Lengths</u>           |
|--------------------|--------------------|--------------------------|
| 6" thru 24"        | 6"                 | 17½" - 33½" - 49½" - 60" |
| 8" thru 24"        | 8"                 | 17½" - 33½" - 49½" - 60" |
| 10" thru 24"       | 10"                | 17½" - 33½" - 49½" - 60" |
| 12" thru 24"       | 12"                | 17½" - 33½" - 49½" - 60" |

## 125KC

King Cleat Trunk  
Duct



\*\*\* Net Trunk lengths:  
17½" (16"), 33½" (32"),  
49½" (48"), 60" (58½")

See page 78 for Trunk Duct Style Comparison

## 120

Snap Lock Trunk  
Elbow - Shortway



## 121

Snap Lock Trunk  
Angle - Shortway



### Width Sizes (W) Depth Sizes (D)


|              |     |
|--------------|-----|
| 6" thru 24"  | 6"  |
| 8" thru 24"  | 8"  |
| 10" thru 24" | 10" |
| 12" thru 24" | 12" |

Also available Knocked Down (-K)

Packaged as Ordered

## 122

Snap Lock Trunk  
Elbow - Longway



## 123

Snap Lock Trunk  
Angle - Longway



# Snap Lock Trunk Duct & Fittings

## Product Number w/ Description

## Size & Quantity

## Additional Information


**190S**  
Snap Lock Trunk Duct  
Reducer



Available for x6", x8", x10" and  
x12" trunk duct  
*Packaged one per*

When ordering/  
inquiring please  
state size reducing  
from and then size  
reducing to (ie:  
24"x10" to 20"x8")

**200**  
Snap Lock Trunk Duct  
Reducer/Increaser



2" thru 8"  
*Packaged 12 per carton*

Sizes also available in:  
x6" (x6-200)  
x10" (x10-200)  
x12" (x12-200)  
*Packaged as ordered*

**81C**  
Snap Lock Trunk  
Transition – Center



8"x8" to 24"x8"  
*Packaged 2 per carton*  
*(except 22" – A/O)*

Sizes also available in x6",  
x10", and x12"  
*Packaged as ordered*

Available in left  
(80L) and right  
(82R)

Available with  
Adhesive (81CA)

**141**  
Snap Lock Trunk Duct  
Straight Start Collar



8"x8" to 24"x8"  
*Packaged 5 per carton*  
*(except 22" – A/O)*

Sizes also available in x6", x10",  
and x12"  
*Packaged as ordered*

Available with  
Adhesive (141A)


# Snap Lock Trunk Duct & Fittings

## Product Number w/ Description

## Size & Quantity

## Additional Information

**151**  
Snap Lock Trunk Duct  
Offset Start Collar




8"x8" thru 24"x8"  
*Packaged 6 per carton  
(except 22" – A/O)*

Sizes also available in x6", x10",  
and x12"  
*Packaged as ordered*

Available with  
Adhesive (151A)

**187SET**  
Snap Lock Set In Cap



8"x8" thru 24"x8"  
*Packaged 10 per bundle  
(except 22" – A/O)*

Sizes also available in x6", x10",  
and x12"  
*Packaged as ordered*







**186SNP**  
Snap Lock End Cap



8"x8" thru 24"x8"  
*Packaged 10 per bundle  
(except 22" – A/O)*

Sizes also available in x6", x10", and x12"  
*Packaged as ordered*

# Trunk Duct Accessories

| Product Number<br>w/ Description  | Size & Quantity  | Additional<br>Information                           |
|---|--|---|
| <b>184</b><br>Trunk Duct<br>Volume Damper  | Available in all trunk duct<br>sizes<br><i>Packaged as ordered</i>   |   |
| <b>185</b><br>Trunk Hanger                 | Available in 8"<br><i>Packaged 250 per<br/>carton</i>  |   |
| <b>324</b><br>S-Cleat                      | Available in 36", 48", 60", 96" and 120"<br>lengths<br><i>Packaged 25 per bundle</i><br><br>Available in all trunk duct depths<br><i>Packaged as ordered</i>   | <b>Also available in<br/>30ga (xx-324-30)</b>       |
| <b>324S</b><br>Standing S-Cleat          | Available in 60" and 120" lengths<br><br>60" is available with ½" leg (324S)<br>and<br>1" leg (324S-1)<br><br>120" only available with 1" leg<br>(324S-1)<br><i>Packaged 10 per bundle</i>   |   |
| <b>DRIVE</b><br>Drive Cleats             | Available in 48", 60", 96" and 120"<br>lengths<br><i>Packaged 20 per bundle</i><br><br>Available in all trunk duct widths<br><br>6" – 50 per carton<br>8" – 200 per carton<br>10" – 50 per carton<br>12" – 50 per carton<br>14" and above packaged as<br>ordered | <b>Also available in<br/>30ga<br/>(xx-DRIVE-30)</b> |
| <b>U-CHANNEL</b><br>U-Channel            | Available in 1" x 1" x 1"<br>or 2" x 2" x 2"<br>60" length<br><i>Packaged 10 per bundle</i>  |   |

# Trunk Duct Accessories

**Product Number  
w/ Description**

**Size & Quantity**

**Additional  
Information**

**WDG-30**  
Galvanized  
Wedge



**Standard wedge:**  
16"x16"x24", unlined and 30ga


Also available with insulated liner  
½" – LWDG1/230  
1" – LWDG130  
2" – LWDG230

*Packaged as ordered*

*Custom sizes available upon request*

All options also  
available in 26ga

**WDGO-30**  
Galvanized  
Wedge w/ Outlet



**Standard wedge:**  
16"x16"x24", unlined and 30ga w/ outlet

Also available with insulated liner  
½" – LWDGO-1/230  
1" – LWDGO-1/130  
2" – LWDGO-1/230

*Packaged as ordered*

*Custom sizes available upon request*

All options also  
available in 26ga



# Plenums & Return Air Products

## Product Number w/ Description

## Size & Quantity

## Additional Information

**50**  
Canvas Connector  
(Furnace to Plenum)



Available in all trunk duct sizes  
*Packaged as ordered*

Made with MBX

**60**  
Canvas Connector  
(Plenum to Duct)



Available in all trunk duct sizes  
*Packaged as ordered*

Made with MBX

**70**  
Canvas Connector  
(Duct to Duct)



Available in all trunk duct sizes  
*Packaged as ordered*

Made with MBX

**CANVAS-JBX**  
Canvas Connector




Available in 100' roll  
1 3/4" metal x 3" canvas x 1 3/4" metal

Metal section 28ga

Also available in:  
3" metal x 3" canvas x 3" metal  
(CANVAS)

Metal section 24ga

**189SB**  
Support Box



24"x8"  
(A = 30" B = 20")

25"x10"  
(A = 38" B = 26")


*All support boxes are 28" wide and 10" high*

*Packaged 1 per carton*

Other styles available upon request

Also available with:  
• doors (189SBD)  
• drawer (189SBDR)

**189VSB**  
Vertical Support Box



Standard sizes

24"x14"  
28"x17½"  
28"x21"  
28"x24½"

18" high

*Packaged as ordered*


# Plenums & Return Air Products

**Product Number  
w/ Description**

**Size & Quantity**

**Additional  
Information**

**189ISB**  
Insulated  
Support Box



Standard sizes  
22"x18½" (189ISB-1)  
22"x21¼" (189ISB-2)  
26"x21¼" (189ISB-3)  
  
15" high  
*Packaged as ordered*

**MAGNET-2**  
Magnet - 100' Roll



Available in 100' roll

3" wide  
  
Thickness .060

**323**  
Panning




17"x30"  
*Packaged 25 per carton*  
  
32"x30"  
*Packaged 10 per carton*

**Panning Lock**



**CAF**  
Cold Air Frame



10"x6"  
12"x6"  
14"x6"  
*Packaged 50 per carton*  
  
24"x6"  
30"x6"  
*Packaged as ordered*

Also available in 10'  
lengths (120-CAF) –  
bundled 25 per

**PAN**  
Drain Pans



Standard sizes  
20"x49"  
26"x44"  
26"x46"  
30"x58"  
*Packaged as ordered*  
*Custom sizes available upon request*

All pans are 26ga  
Shipped with ¾" PVC fitting  
  
Shipped nested for  
added stability  
  
Also available with  
no hole

# Plenums & Return Air Products

**Product Number  
w/ Description**

**Size & Quantity**

**Additional  
Information**

**188**  
Plenum



Sized to order  
*Packaged individually  
banded*

Shipped knocked  
down – 4 sides  
and top

Plenums are made  
to your exact  
dimensions to fit  
equipment without  
trimming

\*\*\*Shown  
assembled

**TOP**  
Plenum Top



18"x18" thru 30"x30" – even sizes  
*Packaged as ordered*

Tops should be  
ordered to fit  
widest panel

**PANEL**  
Plenum Panel



Widths" 16" thru 30" – even sizes  
Heights: 28", 29", 30", 47", and 48"  
*Packaged as ordered*


Panels can be  
trimmed to fit  
smaller sizes

## Filter Racks


**FR1**  
Premium Style Filter  
Rack – Top Entry



**FR2**  
Filter Rack w/  
Notches – Side Entry



**FR3**  
Economy Style Filter  
Rack – Side Entry



### Available Sizes

14x20x1  
14x25x1  
16x20x1  
16x25x1  
20x20x1  
20x25x1

### Packaged

As ordered  
As ordered  
6 per carton  
6 per carton  
As ordered  
As ordered

### Packaged


All sizes packaged  
as ordered

### Packaged


All sizes packaged  
as ordered

# Slide & Drive Cold Air Boots & Kits

**189SD**  
Cold Air Boot



**189SDA**  
Adhesive Cold Air Boot



## Boot Sizes

16"x8"  
18"x8"  
20"x8"  
24"x8"  
20"x10"  
24"x10"  
24"x12"

## Filter Sizes

16"x18"x1"  
16"x18"x1"  
16"x20"x1"  
16"x25"x1"  
16"x20"x1"  
16"x25"x1"  
16"x25"x1"

All boots shipped with cover for filter slot

*Packaged 1 per carton*

**SDA-5**  
Cold Air Boot w/ Adhesive for 5" Filter – Top Load



**SDA-5U**  
Cold Air Boot w/ Adhesive for 5" Filter – Universal Side Load



## Boot Sizes

20"x8"  
24"x8"  
24"x8"  
20"x10"  
24"x10"  
24"x10"

## Filter Sizes

16"x20"x5"  
16"x25"x5"  
20"x25"x5"  
16"x20"x5"  
16"x25"x5"  
20"x25"x5"

All boots shipped with cover for filter slot

*Packaged 1 per carton*

*Specify boot size and filter size when ordering*

**189SDK**  
Cold Air Boot Kit



## Boot Sizes

16"x8"  
18"x8"  
20"x8"  
24"x8"  
20"x10"  
24"x10"  
24"x12"

## Filter Sizes

Fits 16"x18"x1" filter  
Fits 16"x18"x1" filter  
Fits 16"x20"x1" filter  
Fits 16"x25"x1" filter  
Fits 16"x20"x1" filter  
Fits 16"x25"x1" filter  
Fits 16"x25"x1" filter

Also available: 189SDK-C shipped with #60, canvas connector, to replace start collar  
189SDKA shipped with adhesive boot

*Packaged 1 kit per carton*

*Kit consists of: 2 joints of 36" trunk duct, 1 cold air boot and 1 start collar.*

# Slide & Drive Cold Air Boots & Kits

## SDKA-5

Cold Air Boot Kit  
w/ Adhesive for 5"  
Filter - Top Load



### Boot Sizes

20"x8"  
24"x8"  
24"x8"  
20"x10"  
24"x10"  
24"x10"

### Filter Sizes

Fits 16"x20"x5" filter  
Fits 16"x25"x5" filter  
Fits 20"x25"x5" filter  
Fits 16"x20"x5" filter  
Fits 16"x25"x5" filter  
Fits 20"x25"x5" filter

Also available:  
SDKAC5  
shipped with #60,  
canvas connector,  
to replace start  
collar

SDKA-5U  
shipped with 5"  
universal cold air  
boot

*Packaged 1 kit per carton*

*Specify boot size and filter size when  
ordering*

*Kit consists of: 2 joints of 36" trunk duct, 5"  
cold air boot and 1 start collar.*

## Slide & Drive Adhesive Cold Air Boots w/ Adjustable Rails (fits 1" thru 5" filters)

### 199SDS

Side Entry w/ Doors



### 199SDS-36

Side Entry w/ Doors 36" High



### Boot Sizes

20x8  
24x8  
24x8  
20x10  
24x10  
24x10

### Filter Sizes

16x20  
16x25  
20x25  
16x20  
16x25  
20x25


### 199SDT

Top Entry w/ Door




### 199SDT-36

Top Entry w/ Door 36" High



# Snap Lock Cold Air Boots & Kits

**189**  
Cold Air Boot



**189A**  
Adhesive Cold Air Boot



## Boot Sizes

16"x8"  
18"x8"  
20"x8"  
24"x8"  
20"x10"  
24"x10"  
24"x12"

## Filter Sizes

16"x18"x1"  
16"x18"x1"  
16"x20"x1"  
16"x25"x1"  
16"x20"x1"  
16"x25"x1"  
16"x25"x1"

All boots shipped with cover for filter slot

*Packaged 1 per carton*

**SLA-5**  
Cold Air Boot w/ adhesive for 5" Filter – Top Load



**SLA-5U**  
Cold Air Boot w/ adhesive for 5" Filter – Universal Side Load



## Boot Sizes

20"x8"  
24"x8"  
24"x8"  
20"x10"  
24"x10"  
24"x10"

## Filter Sizes

16"x20"x5"  
16"x25"x5"  
20"x25"x5"  
16"x20"x5"  
16"x25"x5"  
20"x25"x5"

All boots shipped with cover for filter slot

*Packaged 1 per carton*

*Specify boot size and filter size when ordering*

**189K**  
Cold Air Boot Kit



## Boot Sizes

16"x8"  
18"x8"  
20"x8"  
24"x8"  
20"x10"  
24"x10"  
24"x12"

## Filter Sizes

Fits 16"x18"x1" filter  
Fits 16"x18"x1" filter  
Fits 16"x20"x1" filter  
Fits 16"x25"x1" filter  
Fits 16"x20"x1" filter  
Fits 16"x25"x1" filter  
Fits 16"x25"x1" filter

Also available: 189K-C shipped with #60, canvas connector, to replace start collar  
189KA shipped with adhesive boot

*Packaged 1 kit per carton*

*Kit consists of: 2 joints of 36" trunk duct, 1 cold air boot and 1 start collar.*

# Snap Lock Cold Air Boots & Kits

**SLKA-5**  
Cold Air Boot Kit  
w/ Adhesive for 5"  
Filter - Top Load



## Boot Sizes

20"x8"  
24"x8"  
24"x8"  
20"x10"  
24"x10"  
24"x10"

## Filter Sizes

Fits 16"x20"x5" filter  
Fits 16"x25"x5" filter  
Fits 20"x25"x5" filter  
Fits 16"x20"x5" filter  
Fits 16"x25"x5" filter  
Fits 20"x25"x5" filter

Also available:  
SLKAC5  
shipped with #60,  
canvas connector,  
to replace start  
collar  
**SLKA-5U**  
shipped with 5"  
universal cold air  
boot

*Packaged 1 kit per carton*

*Specify boot size and filter size when ordering*

*Kit consists of: 2 joints of 36" trunk duct, 5" cold air boot and 1 start collar.*

## Snap Lock Adhesive Cold Air Boots w/ Adjustable Rails (fits 1" thru 5" filters)

**199S**  
Side Entry w/ Doors



**199S-36**  
Side Entry w/ Doors 36" High



## Boot Sizes

20x8  
24x8  
24x8  
20x10  
24x10  
24x10

## Filter Sizes

16x20  
16x25  
20x25  
16x20  
16x25  
20x25

**199T**  
Top Entry w/ Door



**199T-36**  
Top Entry w/ Door 36" High



# Wallstack & Fittings

**124**  
Wallstack



Shown assembled



Shown as shipped  
Knocked Down

Slides together – No Hammering

*Packaged 5 per bundle and banded*

*Also available in Buttonlock Style (124BL)*

### Width Sizes

### Lengths

10" x 2 1/4"  
10" x 3 1/4"

6" – 12" – 24" – 30" – 36" – 48" – 60" –  
96" – 100"

12" x 2 1/4"  
12" x 3 1/4"

6" – 12" – 24" – 30" – 36" – 48" – 60" –  
96" – 100"

14" x 2 1/4"  
14" x 3 1/4"

6" – 12" – 24" – 30" – 36" – 48" – 60" –  
96" – 100"

## Product Number w/ Description

## Size & Quantity

## Additional Information

**120**  
Wallstack Elbow –  
Shortway



10" x 2 1/4"  
*Packaged 20 per*

10" x 3 1/4"  
*Packaged 22 per*

12" x 2 1/4", 3 1/4"  
*Packaged 20 per*

14" x 2 1/4", 3 1/4"  
*Packaged as ordered*

**121**  
Wallstack Angle –  
Shortway



10" x 2 1/4", 3 1/4"  
*Packaged 20 per*

12" x 2 1/4", 3 1/4"  
*Packaged 20 per*

14" x 2 1/4", 3 1/4"  
*Packaged as ordered*

**122**  
Wallstack Elbow –  
Longway



10" x 2 1/4", 3 1/4"  
*Packaged 6 per*

12" x 2 1/4", 3 1/4"  
*Packaged 6 per*

14" x 2 1/4", 3 1/4"  
*Packaged as ordered*



# Wallstack & Fittings

| Product Number<br>w/ Description   | Size & Quantity  | Additional<br>Information  |
|--|--|--|
| <b>123</b><br>Wallstack Angle –<br>Longway          | 10" x 2 1/4", 3 1/4"<br><i>Packaged 6 per</i><br><br>12" x 2 1/4", 3 1/4"<br><i>Packaged 6 per</i><br><br>14" x 2 1/4", 3 1/4"<br><i>Packaged as ordered</i> |  |
| <b>114A</b><br>"A" Adapter                          | <b>2 1/4" Adapter</b><br><i>Packaged as ordered</i>  | <b>Adjustable from<br/>10" to 14"</b>  |
| <b>115B</b><br>"B" Adapter                         |  | <b>Available in 2 1/4"<br/>to 3 1/4" (2/3-115B)<br/>or 3 1/4" to 4" (3/4-<br/>115B)</b><br><br><b>Adjustable from<br/>10" to 14"</b> |
| <b>117SET</b><br>Wallstack End Cap                | 10" x 2 1/4", 3 1/4"<br>12" x 2 1/4", 3 1/4"<br>14" x 2 1/4", 3 1/4"<br><i>Packaged as ordered</i>   |  |
| <b>141</b><br>Wallstack Straight<br>Start Collar  | 10" x 2 1/4", 3 1/4"<br>12" x 2 1/4", 3 1/4"<br>14" x 2 1/4", 3 1/4"<br><i>Packaged 5 per bundle</i>   |  |


# Wallstack & Fittings

**Product Number  
w/ Description**

**Size & Quantity**

**Additional  
Information**

**126**  
Wallstack Reverse  
Elbow – Left



**Sizes**

10"x2¼"

10"x3¼"

12"x2¼"


12"x3¼"

14"x2¼"


14"x3¼"

*Packaged as ordered*


**127**  
Wallstack Reverse  
Elbow – Center



**128**  
Wallstack Reverse  
Elbow – Right



**176**  
Wallstack Side Takeoff



10"x2¼", 3¼"

12"x2¼", 3¼"

14"x2¼", 3¼"

*Packaged as ordered*

**177**  
Wallstack Top Takeoff



10"x2¼", 3¼"

12"x2¼", 3¼"

14"x2¼", 3¼"

*Packaged as ordered*

# Wallstack & Fittings

**100**  
Out of Wall  
Stackhead



3¾" Projection

**101**  
Baseboard  
Stackhead



3" Depth Throat  
2" Register Ext.

**102**  
Baseboard  
Stackhead – Two  
Registers



2" Register Ext.

**103**  
Floor Pan  
Stackhead



**104**  
Sidewall  
Stackhead



8" Depth Throat

**Stack Sizes**

**Register Sizes**

|         | <b>100</b>                 | <b>101</b>  | <b>102</b>                 | <b>103</b>                 | <b>104</b>   |
|---------|----------------------------|---|----------------------------|----------------------------|--|
| 10"x2¼" | 10"x6"                     | 10"x4" or 10"x6"  | 10"x6"                     | 10"x6"                     | 10"x6"   |
| 10"x3¼" |                            |   |                            |                            |  |
| 12"x2¼" | 12"x6"                     | 12"x4" or 12"x6"  | 12"x6"                     | 12"x6"                     | 12"x6"   |
| 12"x3¼" |                            |   |                            |                            |  |
| 14"x2¼" | 14"x6"                     | 14"x4" or 14"x6"  | 14"x6"                     | 14"x6"                     | 14"x6"   |
| 14"x3¼" | <i>Packaged as ordered</i> | <i>Packaged 12 per carton<br/>10x2x6 and 10x3x6<br/>18 per carton</i> | <i>Packaged as ordered</i> | <i>Packaged as ordered</i> | <i>104 also available with ears (104E) or with 11" throat (104-11)</i> |

**110S**  
Straight Stack Boot



**113S**  
90° Stack Boot



**Stack Sizes**


**Collar Sizes**

|         |                        |
|---------|------------------------|
| 10"x2¼" | 4" – 5" – 6"           |
| 10"x3¼" | 4" – 5" – 6" – 7" – 8" |
| 12"x2¼" | 4" – 5" – 6" – 7"      |
| 12"x3¼" | 5" – 6" – 7" – 8"      |
| 14"x2¼" | 5" – 6" – 7" – 8"      |
| 14"x3¼" | 6" – 7" – 8"           |

**112SL**  
End Stack Boot - Left



**112S**  
End Stack Boot - Center



**112SR**  
End Stack Boot - Right



*Package 12 per carton (left and right end boots packaged as ordered)*

# Pipe, Elbows & Accessories

## Product Number w/ Description

## Size & Quantity

## Additional Information

**300A**  
12" Round Pipe



**24ga:**  
5" thru 8" *Packaged 12 per carton*

**26ga:**  
3" thru 12" *Packaged 12 per carton*

**300**  
24" Round Pipe



**24ga:**  
3" thru 9" *Packaged 12 per carton*  
10" thru 18" *Packaged 12 per bundle*  
20" thru 24" *Packaged 10 per bundle*

**26ga:**  
3" *Packaged 12 per carton*  
4" thru 8" *Packaged 25 per carton*  
9" *Packaged 12 per carton*  
10" thru 18" *Packaged 12 per bundle*  
20" *Packaged 10 per bundle*

All 24" pipe  
available unboxed  
(300UB) in box/  
bundle quantities  
listed

3" 26ga also  
available pre-  
assembled (300P)

**28ga:**  
3" *Packaged 12 per carton*  
4" thru 8" *Packaged 25 per carton*  
10" and 12" *Packaged 12 per carton*

**30ga:**  
3" thru 8" *Packaged 25 per carton*  
9" *Packaged 12 per carton*  
10" and 12" *Packaged 12 per bundle*

**300C**  
30" Round Pipe



**24ga thru 30ga:**  
3" thru 9" *Packaged 10 per box*  
10" thru 20" *Packaged 10 per bundle*

**301**  
60" Round Pipe



**24ga:**  
6" thru 8" *Packaged 5 per carton*  
10" and 12" *Packaged 5 per bundle*

**26ga:**  
3" *Packaged 5 per carton*  
4" thru 7" *Packaged 10 per carton*  
8" and 9" *Packaged 5 per carton*  
10" thru 18" *Packaged 5 per bundle*

**28ga:**  
3" *Packaged 5 per carton*  
4" thru 7" *Packaged 10 per carton*

**30ga:**  
3" *Packaged 5 per carton*  
4" thru 7" *Packaged 10 per carton*  
8" and 9" *Packaged 5 per carton*  
10" and 12" *Packaged 5 per bundle*

All 60" pipe also  
available unboxed  
(301UB) in box/  
bundle quantities  
listed

Also available:  
racked - boxed  
racked - unboxed

For additional  
requirements  
please contact  
us for further  
information

# Pipe, Elbows & Accessories

## Product Number w/ Description

## Size & Quantity

## Additional Information

**301120**  
120" Round Pipe



**30ga only:**  
3" *Packaged 1 per bundle, assembled*  
4" thru 8" *Packaged 5 per bundle*

**302**  
90° Adjustable Elbow



**24ga:**  
4" thru 9" *Packaged 12 per carton*  
10" and 14" *Packaged 4 per carton*  
16" thru 24" *Packaged 1 per carton*

**26ga:**  
3" thru 9" *Packaged 12 per carton*  
10" and 14" *Packaged 4 per carton*  
16" thru 20" *Packaged 1 per carton*

**28ga:**  
3" thru 9" *Packaged 12 per carton*  
10" and 14" *Packaged 4 per carton*

**30ga:**  
3" thru 9" *Packaged 12 per carton*  
10" and 12" *Packaged 4 per carton*

**302C**  
Corrugated Elbow



**24ga:**  
6" and 8" *Packaged 12 per carton*

**28ga:**  
3" thru 8" *Packaged 12 per carton*

**30ga:**  
3" thru 8" *Packaged 12 per carton*

**303**  
45° Adjustable Angle



**24ga:**  
4" thru 10" *Packaged 8 per carton*  
12" thru 20" *Packaged as ordered*

**28ga:**  
3" thru 14" *Packaged 8 per carton*  
16" *Packaged 4 per carton*  
18" and 20" *Packaged as ordered*

**30ga:**  
3" thru 12" *Packaged 8 per carton*

# Pipe, Elbows & Accessories

**311**  
Reducer – Small  
End Crimped



**311P**  
Reducer – No  
Crimp



**312**  
Increaser – Large  
End Crimped



| Sizes         | Packaged | Packaged |
|---------------|----------|----------|
| 4"x3"         | 12       | 12       |
| 5"x3"         | 12       | 12       |
| 5"x4"         | 12       | 12       |
| 6"x3"         | 12       | 12       |
| 6"x4"         | 12       | 12       |
| 6"x5"         | 12       | 12       |
| 7"x4"         | A/O      | 12       |
| 7"x5"         | 12       | 12       |
| 7"x6"         | 12       | 12       |
| 8"x4"         | 12       | 12       |
| 8"x5"         | 12       | 12       |
| 8"x6"         | 12       | 12       |
| 8"x7"         | 12       | 12       |
| 9"x6"         | 12       | 12       |
| 9"x7"         | 12       | 12       |
| 9"x8"         | 12       | 12       |
| 10"x6"        | A/O      | 12       |
| 10"x7"        | 12       | 12       |
| 10"x8"        | 12       | 12       |
| 10"x9"        | 12       | 12       |
| 12"x6"        | A/O      | 12       |
| 12"x8"        | A/O      | 12       |
| 12"x10"       | A/O      | 12       |
| 14"x10"       | A/O      | 6        |
| 14"x12"       | A/O      | 6        |
| 16" and above | A/O      | A/O      |

| Sizes   | Packaged |
|---------|----------|
| 3"x4"   | 12       |
| 3"x5"   | 12       |
| 4"x5"   | 12       |
| 3"x6"   | 12       |
| 4"x6"   | 12       |
| 5"x6"   | 12       |
| 4"x7"   | A/O      |
| 5"x7"   | 12       |
| 6"x7"   | 12       |
| 4"x8"   | 12       |
| 5"x8"   | 12       |
| 6"x8"   | 12       |
| 7"x8"   | 12       |
| 6"x9"   | 12       |
| 7"x9"   | 12       |
| 8"x9"   | 12       |
| 6"x10"  | A/O      |
| 7"x10"  | 12       |
| 8"x10"  | 12       |
| 9"x10"  | 12       |
| 6"x12"  | A/O      |
| 8"x12"  | A/O      |
| 10"x12" | A/O      |

\*\*\*While this is a listing of our most popular sizes, other sizes are available.  
 \*\*\*Also available in 24ga, 28ga, and 30ga

Please contact us for more information

**311F**  
Flat Reducer –  
Small End Crimped



**311PF**  
Flat Reducer – No  
Crimp



**312F**  
Flat Increaser  
– Large End  
Crimped



| Sizes | Packaged | Packaged |
|-------|----------|----------|
| 4"x3" | 12       | 12       |
| 5"x4" | 12       | 12       |
| 6"x4" | 12       | 12       |
| 6"x5" | 12       | 12       |
| 7"x6" | 12       | 12       |
| 8"x6" | 12       | 12       |

| Sizes | Packaged |
|-------|----------|
| 4"x5" | 12       |
| 5"x6" | 12       |
| 6"x7" | 12       |
| 6"x8" | 12       |

\*\*\*Also available in 24ga, 28ga, and 30ga

Please contact us for more information

# Pipe, Elbows & Accessories

## Product Number w/ Description

## Size & Quantity

## Additional Information

**309**  
Round Plug –  
Crimped




3" thru 18"  
*Packaged 12 per carton*  
20" thru 24"  
*Packaged as ordered*

Also available  
with handle  
(309H/310H)  
Also available  
in 24ga  
(309-24/310-24)

**310**  
Round Cap –  
No Crimp




**314S**  
Round Damper w/  
Single Quad and  
Handle



3" thru 5"  
*Packaged as ordered*  
6" thru 8"  
*Packaged 100 per carton*  
9" thru 18"  
*Packaged as ordered*

**314D**  
Round Damper w/  
Double Quad and  
Handle



**315**  
Thimble



Available in 3" thru 8" round  
and in 4", 6", 8", 12" height

3" thru 5"  
*Packaged as ordered*  
6" thru 8"  
*Packaged 12 per carton in 4", 6" and  
8" height*  
*Packaged as ordered in 12" height*  
6"x6"  
*Packaged 18 per carton*

# Pipe, Elbows & Accessories

**Product Number  
w/ Description**

**Size & Quantity**

**Additional  
Information**


**315A**  
Adjustable Thimble



Available 5/6/7 or 7/8/9

6" high  
*Packaged 12 per carton*

**316**  
Drawbands



4" thru 8" and 10"  
*Packaged 12 per carton*

9" and 12"  
*Packaged as ordered*

**Each piece  
shipped with 2  
screws and  
2 nuts**

**SADDLE-45**  
45° Vent Saddle



3" thru 6"  
*Packaged 12 per carton*

**SADDLE-90**  
90° Vent Saddle



**321**  
Round to Round  
Ceiling Outlet



Available in:

6"x5"  
8"x6"  
10"x8"  
12"x10"  
*Packaged as ordered*



# Pipes, Elbows & Accessories

**Product Number  
w/ Description**

**Size & Quantity**

**Additional  
Information**

**325**  
Round Damper  
Section



5", 7", and 8"  
*Packaged 12 per carton*

6"  
*Packaged 18 per carton*

9" and above  
*Packaged as ordered*

**326**  
Round Start Collar –  
6" Long w/ Damper –  
No Crimp



4" and 9"  
*Packaged 12 per carton*

5" thru 7"  
*Packaged 18 per carton*

8", 10", and 12"  
*Packaged 16 per carton*

14"  
*Packaged as ordered*

**332**  
Crimp Both Ends



3" thru 8"  
*Packaged as ordered*

**6" high**

**SC**  
Sleeve Connector



6" thru 16"  
*Packaged as ordered*

# Tees

## Product Number w/ Description

## Size & Quantity

## Additional Information

### 304-EZ

Tee – Easy Flow  
Style



### Easy Flow Style

304-EZ

*Available 3" thru 24"*

### Pipe Style

12" high (304-12)

*Available 3" thru 8" only*

15" high (304-15)

*Available 3" thru 10" only*

18" high (304-18)

*Available 3" thru 14" only*

24" high (304-24)

*Available 3" thru 18" only*

Available in 24ga  
and 30ga

When ordering  
please put gauge  
and part number  
(i.e. 6-24-304 for  
6" 24ga Easy Flow  
style or 6-24-304-  
24 for 6" 24ga Pipe  
Style 24" high)

6-24-304, 12 per  
carton

6-30-304, 12 per  
carton

All other sizes  
packaged as  
ordered

### 304-12

Tee – Pipe Style  
(12" high)

### 304-15

Tee – Pipe Style  
(15" high)

### 304-18

Tee – Pipe Style  
(18" high)

### 304-24

Tee – Pipe Style  
(24" high)



3" thru 6" *Packaged 12 per carton*

7" and 8" *Packaged 10 per carton*

9", 10" and 12" *Packaged 2 per carton*

14" and above *Packaged 1 per carton*

Available without  
crimp

When ordering  
please put NC at the  
end of  
the part number  
(i.e. 6-304-18NC)

All sizes packaged  
as ordered

### 305

Reducing Tee –  
Easy Flow Style



### Reducing Spout

### Size

### Box Count

4"x4"

3"

*12 per carton*

5"x5"

3", 4"

*12 per carton*

6"x6"

3", 4", 5"

*12 per carton*

7"x7"

4", 5", 6"

*Packaged as  
ordered*

8"x8"

6", 7"

*Packaged as  
ordered*

### 305ST

Reducing Tee –  
Straight Style



\*\*\*Available with no crimp (305NC or 305STNC)

**306**  
Tapered Flue Tee –  
Easy Flow Style



| <u>A</u> | <u>B</u> | <u>C</u> | <u>Box Count</u>    |
|----------|----------|----------|---------------------|
| 4        | 3        | 3        | 12 per carton       |
| 4        | 4        | 3,4      | 12 per carton       |
| 5        | 4        | 3,4      | 12 per carton       |
| 5        | 5        | 3,4,5    | 12 per carton       |
| 6        | 4        | 3,4      | 12 per carton       |
| 6        | 5        | 3,4,5    | 12 per carton       |
| 6        | 6        | 3,4,5,6  | 12 per carton       |
| 7        | 5        | 3,4      | Packaged as ordered |
| 7        | 6        | 3,4,5,6  | Packaged as ordered |
| 7        | 7        | 4,5,6    | Packaged as ordered |
| 8        | 6        | 5,6      | 12 per carton       |
| 8        | 8        | 6,8      | Packaged as ordered |

\*\*\*Available with no crimp (306NC or 306STNC)

...306ST only available when A and B are same size

**306ST**  
Tapered Flue Tee –  
Straight Style




**306A**  
Swivel Tee




| <u>Size</u> | <u>Box Count</u>    |
|-------------|---------------------|
| 5x4x3       | Packaged as ordered |
| 5x4x4       | Packaged as ordered |
| 6x5x4       | Packaged as ordered |

**307**  
Wye Branch



| <u>A</u> | <u>B</u> | <u>C</u> | <u>Box Count</u>    |
|----------|----------|----------|---------------------|
| 4        | 4        | 4        | Packaged as ordered |
| 6        | 4        | 4        | Packaged as ordered |
| 6        | 6        | 6        | 12 per carton       |
| 7        | 5        | 5        | Packaged as ordered |
| 7        | 6        | 6        | Packaged as ordered |
| 7        | 7        | 7        | Packaged as ordered |
| 8        | 6        | 6        | 12 per carton       |
| 8        | 8        | 8        | Packaged as ordered |
| 10       | 7        | 7        | Packaged as ordered |
| 10       | 8        | 8        | 12 per carton       |
| 10       | 10       | 10       | Packaged as ordered |
| 12       | 10       | 10       | Packaged as ordered |
| 12       | 12       | 12       | Packaged as ordered |

**308**  
Perimeter Tee



| <u>Size</u> | <u>Box Count</u>    |
|-------------|---------------------|
| 10x4x6      | Packaged as ordered |
| 10x4x8      | Packaged as ordered |
| 12x4x6      | Packaged as ordered |
| 12x4x8      | Packaged as ordered |

# Round Takeoffs & Collars

**Product Number  
w/ Description**

**Size & Quantity**

**Additional  
Information**

**161**  
Top Takeoff



4", 5", 7", and 8"  
*Packaged 12 per carton*  
10" and 12"  
*Packaged as ordered*

**6-161**  
Top Takeoff



6" only  
*Packaged 20 per carton*

**Must use this part  
number to receive  
this style**

**6-161-OLD**  
Top Takeoff



6" only  
*Packaged 12 per carton*

**Must use this part  
number to receive  
this style**

**161D**  
Double Top Takeoff



6"  
*Packaged 12 per carton*  
7" and 8"  
*Packaged as ordered*

# Round Takeoffs & Collars

**Product Number  
w/ Description**

**Size & Quantity**

**Additional  
Information**

**163**  
Side Takeoff



4" thru 8"  
*Packaged 12 per carton*

9" and above  
*Packaged as ordered*

**181**  
Adjustable Takeoff



4" thru 10"  
*Packaged 12 per carton*

12" and above  
*Packaged as ordered*

**191**  
Pivot Takeoff



5"  
*Packaged as ordered*

6"  
*Packaged 12 per carton*

7"  
*Packaged as ordered*

**ITEM HAS BEEN  
DISCONTINUED**

**201**  
Round to Round Takeoff



5" thru 8"  
*Packaged 12 per carton*

# Round Takeoffs & Collars

## Product Number w/ Description

## Size & Quantity

## Additional Information

### 313SE

Round Start Collar –  
Crimped



Available 3" thru 24"

3" *Packaged 12 per carton*  
4" *Packaged 24 per carton*  
5" and 6" *Packaged 50 per carton*  
7" *Packaged 35 per carton*  
8" *Packaged 30 per carton*  
9" thru 12" *Packaged 24 per carton*  
14" and 16" *Packaged 20 per carton*  
18" *Packaged 15 per carton*  
20" thru 24" *Packaged as ordered*

Overall height 2¾"

### 313LE

Round Start Collar –  
No Crimp



### 313FGH

Round Start Collar –  
6" Long w/ Holes



4" *Packaged as ordered*  
5", 6" and 7" *Packaged 18 per carton*  
8", 10" and 12" *Packaged 16 per carton*  
9" and 14" *Packaged 12 per carton*  
16" *Packaged 10 per carton*  
18" *Packaged 8 per carton*  
20" *Packaged 6 per carton*

Also available with  
damper (313FGD)

### 161FG

Fiberglass Top  
Takeoff



4" thru 8"  
*Packaged 12 per carton*

9" and 10"  
*Packaged as ordered*

Also available with  
damper (161FGD)

Also made to  
accommodate up  
to 2" ductboard,  
with damper  
(161FGDE) or  
without damper  
(161FGE)

### 181FG

Fiberglass  
Adjustable Takeoff



6" thru 8"  
*Packaged 12 per carton*

# Round Takeoffs & Collars

**Product Number  
w/ Description**

**Size & Quantity**

**Additional  
Information**

**404D**

Tab Collar for  
1" to 1½"  
Ductboard



4" thru 20"

*Packaged 12 per carton*

**404D-2**

Tab Collar for  
2" Ductboard



4" thru 12"


*Packaged 12 per carton*

14" and above

*Packaged as ordered*

**405D**

Tab Collar w/  
Damper for 1" to  
1½" Ductboard



4" thru 12"

*Packaged 12 per carton*

14" and above

*Packaged as ordered*

**405D-2**

Tab Collar w/  
Damper for 2"  
Ductboard



4" thru 12"

*Packaged 12 per carton*

14" and above

*Packaged as ordered*

# Round Takeoffs & Collars

## Spin Fittings

### For Ductboard

**400D**  
Plain



**401D**  
w/ Damper



**402D**  
w/ Scoop



**403D**  
w/ Scoop & Damper



## Spin Fittings

### For Metal

**400M**  
Plain



**401M**  
w/ Damper



**402M**  
w/ Scoop



**403M**  
w/ Scoop & Damper



4" thru 14"  
All Spin Fittings  
packaged as ordered



# Register Boots

**110R**  
Straight Register  
Boot



## Register Sizes


10" x 2¼"  
10" x 3¼"  
10" x 4"  
10" x 6"

## Collar Sizes

4" - 5" - 6"  
4" - 5" - 6" - 7"  
4" - 5" - 6" - 7" - 8"  
4" - 5" - 6" - 7" - 8"

*Different throat sizes available upon request. Please contact office for more information*

**112R**  
End Register  
Boot - Center



12" x 2¼"  
12" x 4"  
12" x 6"

5" - 6" - 7" - 8"  
5" - 6" - 7" - 8"  
6" - 7" - 8"

*\*\*\* Also available with plaster frame (110RPF, 112RPF, 113RPF) or flange only (110RF, 112RF, 113RF).*

**112RL**  
End Register  
Boot - Left




14" x 2¼"  
14" x 3¼"  
14" x 4"  
14" x 6"

6" - 7" - 8"  
6" - 7" - 8"  
6" - 7" - 8"  
6" - 7" - 8"


*Or flange only (110RF, 112RF, 113RF)*

*Packaged 12 per carton  
(Left and right end boots packaged as ordered)*


**112RR**  
End Register  
Boot - Right



**113R**  
90° Register  
Boot



**113A**  
90° Adjustable  
Register Boot



## Register Sizes

10" x 4"  
12" x 2"  
12" x 4"

## Collar Sizes

5" - 6"  
6"  
6"

*Packaged as ordered*

**BRB**  
Basement  
Register Boot



## Register Sizes

10" x 6"  
12" x 6"  
14" x 6"

## Collar Sizes

6"  
6"  
6"

*Packaged 12 per carton*

# Adhesive Takeoffs

**Product Number  
w/ Description**

**Size & Quantity**

**Additional  
Information**

**161A**  
Top Takeoff  
w/ Adhesive



5" thru 10"  
*Packaged 12 per carton*

Also available with  
damper (161AD)

**163A-R**  
Side Takeoff  
w/ Adhesive –  
Rectangular Base



5" thru 10"  
*Packaged 12 per carton*

Also available with  
damper (163AD-R  
or 163AD-SQ)

**163A-SQ**  
Side Takeoff  
w/ Adhesive –  
Square Base



12" and 14"  
*Packaged as ordered*

**181A**  
Adjustable Takeoff  
w/ Adhesive



4" thru 12"  
*Packaged as ordered*

Also available with  
damper (181AD)

**201A**  
Round to Round  
Takeoff w/  
Adhesive



5" thru 8"  
*Packaged as ordered*

# Adhesive Takeoffs

## Round Adhesive Takeoffs

### Round Adhesives

**400A**  
Plain



4" thru 20"  
Packaged 12 per carton

**400AD**  
w/ Damper



**400AS**  
w/ Scoop



4" thru 16"  
Packaged as ordered

**400ASD**  
w/ Scoop & Damper



### Tab Collar Adhesives

**404D-A**  
For 1" to 1 1/2"  
Ductboard



**404D-2A**  
For 2" Ductboard



4" thru 20"  
Packaged 12 per carton

**405D-A**  
w/ Damper - for 1" to  
1 1/2" Ductboard



**405D-2A**  
w/ Damper - for 2"  
Ductboard



### Saddle Style Adhesives

**406A**  
Plain



4" thru 10"  
Packaged 12 per  
carton

12" thru 18"  
Packaged as ordered

**406AD**  
w/ Damper



**406AS**  
w/ Scoop



**406ASD**  
w/ Scoop & Damper



4" thru 16"  
Packaged as ordered

### Conical Adhesives

**408A**  
Plain



**408AD**  
w/ Damper



5" thru 16"  
Packaged as ordered

Also available with  
Standoff (408ADSO)

**408AS**  
w/ Scoop



**408ASD**  
w/ Scoop & Damper



# Pans & Register Boxes

**Product Number  
w/ Description**

**Size & Quantity**

**Additional  
Information**

**317**  
Blank Pan



**Box sizes available:**  
4"x10", 4"x12"  
6"x10", 6"x12", 6"x14"  
8"x10", 8"x12", 8"x14"  
9"x12"  
10"x12", 10"x14"  
12"x14"  
*Packaged as ordered*

1/2" flange  
**Available:**  
6", 9", 11", 12"  
deep  
**Please specify  
when ordering**

**317RP**  
Return Pan



**Box sizes available:**  
12"x12"  
14"x14"  
16"x16"  
20"x20"  
*Packaged 6 per carton*  
  
24"x12"  
24"x24"  
*Packaged as ordered*  
  
12 1/2"x12 1/2"  
14 1/2"x14 1/2"  
16 1/2"x16 1/2"  
20 1/2"x20 1/2"  
*Packaged as ordered*

1" flange  
3 1/2" deep

**317-2**  
Return Pan



**Box sizes available:**  
6"x6" thru 30"x30"  
*Packaged as ordered*

2" flange  
**Available:**  
6" or 7 1/2" deep  
**Please specify  
when ordering**  
  
26 gauge

**318**  
Funnel Pan



**Box sizes available:**  
6"x10", 12", or 14"  
Collar size 6", 7", or 8"  
*Packaged 12 per carton*  
  
8"x10", 12", or 14"  
Collar size 6", 7", or 8"  
*Packaged 12 per carton*  
  
10"x12", or 14"  
Collar size 10"  
*Packaged as ordered*  
  
12"x14"  
Collar size 12"  
*Packaged as ordered*

1/2" flange  
**When ordering  
please state box  
size first, then  
collar size**

# Pans & Register Boxes

## Product Number w/ Description

## Size & Quantity

## Additional Information

**319**  
Square Diffuser  
Box



**Box sizes available:**  
6"x6"  
8"x8"  
10"x10"  
12"x12"  
14"x14"  
*Packaged as ordered*

1" flange  
12" deep

**320**  
Round to Square  
Diffuser Box



**Box sizes available:**  
6"x6"  
Collar size 5" or 6"  
*Packaged 12 per carton*  
8"x8"  
Collar size 5", 6", 7" or 8"  
*Packaged 12 per carton*  
10"x10"  
Collar size 7" or 8"  
*Packaged 12 per carton*  
Collar size 10"  
*Packaged 6 per carton*  
12"x12"  
Collar size 8", 10" or 12"  
*Packaged 6 per carton*  
14"x14"  
Collar size 10" or 12"  
*Packaged 6 per carton*

2" flange

**320S**  
Side Outlet  
Diffuser Box



**Box sizes available:**  
6"x6"  
Collar size 4", 5" or 6"  
*Packaged 12 per carton*  
8"x8"  
Collar size 5", 6", 7" or 8"  
*Packaged 12 per carton*  
10"x10"  
Collar size 6" or 7"  
*Packaged as ordered*  
Collar size 8"  
*Packaged 12 per carton*  
Collar size 10"  
*Packaged 6 per carton*  
12"x12"  
Collar size 8", 10" or 12"  
*Packaged 6 per carton*  
14"x14"  
Collar size 10" or 12"  
*Packaged as ordered*

2" flange

# Pans & Register Boxes

**Product Number  
w/ Description**

**Size & Quantity**

**Additional  
Information**

**320T**  
Top Outlet  
Diffuser Box



**Box sizes available:**  
6"x6"  
Collar size 4", 5" or 6"  
*Packaged 12 per carton*

8"x8"  
Collar size 5", 6", 7" or 8"  
*Packaged 12 per carton*


10"x10"  
Collar size 6"  
*Packaged as ordered*  
Collar size 7" or 8"  
*Packaged 12 per carton*  
Collar size 10"  
*Packaged 6 per carton*

12"x12"  
Collar size 8", 10" or 12"  
*Packaged 6 per carton*

14"x14"  
Collar size 10" or 12"  
*Packaged as ordered*

2" flange

**320TE**  
Top Outlet  
Diffuser Box  
w/ Ears



**Box sizes available:**  
10"x6"  
Collar size 4", 5", 6" or 7"  
*Packaged 12 per carton*

2" flange

**320NO**  
Diffuser Box  
w/ No Outlet



**Box sizes available:**  
6"x6" thru 20"x20"  
*Packaged as ordered*

2" flange

**Available:**  
6", 7½" or  
12" deep  
**Please specify  
when ordering**

30 gauge

# Oval Pipe & Fittings

**Product Number  
w/ Description**

**Size & Quantity**

**Additional  
Information**

**500-0**  
60" Oval Pipe



5" thru 8"  
60"  
*Packaged 10 per bundle*  
100" & 112"  
*Packaged 5 per bundle*

**501-0**  
100" Oval Pipe

**512-0**  
112" Oval Pipe

**502-0**  
Vertical Oval Elbow



5" thru 8"  
*Packaged 12 per carton*

**502-0F**  
Flat Oval Elbow



5" thru 8"  
*Packaged 12 per carton*

**503-0**  
Vertical Oval Angle



5" thru 8"  
*Packaged 12 per carton*

**503-0F**  
Flat Oval Angle



5" thru 8"  
*Packaged 12 per carton*

# Oval Pipe & Fittings

## Product Number w/ Description

## Size & Quantity

## Additional Information

**504-0**  
Round to Oval  
End Boot



5" thru 8"  
*Packaged 12 per carton*

Available with  
opposite crimp  
(-OC) or no crimp  
(-NC)

Tapered sizes  
available upon  
request

**505-0**  
Round to Oval  
90° Boot



5", 7" and 8"  
*Packaged 12 per carton*  
6"  
*Packaged 16 per carton*

Available with  
opposite crimp  
(-OC) or no crimp  
(-NC)

Tapered sizes  
available upon  
request

**506-0**  
Round to Oval  
Straight Boot



5" thru 8"  
*Packaged 12 per carton*

Available with  
opposite crimp  
(-OC) or no crimp  
(-NC)

Tapered sizes  
available upon  
request

**511-0**  
Oval to Oval  
Reverse Boot



5" thru 8"  
*Packaged 12 per carton*




# Oval Pipe & Fittings

**Product Number  
w/ Description**

**Size & Quantity**

**Additional  
Information**

**513-0**  
Oval Start Collar –  
Crimped



5" thru 8"  
*Packaged 12 per carton*

**513-NC**  
Oval Start Collar –  
No Crimp



**513FG**  
Oval Collar –  
6" Long



**561-0**  
Oval Top Takeoff



5" thru 8"  
*Packaged 12 per carton*

# Oval Pipe & Fittings

**5070**  
Oval Stackhead



## **Box Sizes**

8"x6"

10"x4"

10"x6"

12"x4"

12"x6"

14"x6"

14"x8"

## **Collar Sizes**

4" - 5" - 6"

4" - 5" - 6" - 7"

4" - 5" - 6" - 7"

5" - 6" - 7"

5" - 6" - 7" - 8"

6" - 7" - 8"

7" - 8"

*Packaged 12 per carton*

**5070D**  
Double Oval  
Stackhead



## **Box Sizes**

10"x6"

12"x6"

14"x6"

## **Collar Sizes**

4" - 5" - 6" - 7"

6" - 7" - 8"

8"

*Packaged 12 per carton*

**507NO**  
Oval Stackhead -  
Box Portion Only



## **Box Sizes**

10"x6"

12"x6"

*Packaged as ordered*

**508-0**  
Oval Straight  
Stack Boot



## **Box Sizes**

10"x3¼"

10"x4"

12"x2¼"

12"x3¼"

12"x4"

## **Collar Sizes**

6" - 7"

6" - 7"

6" - 7"

6" - 7"

6" - 7"

*Packaged 12 per carton*

# Oval Pipe & Fittings

**509-0**  
Oval 45°  
Register Box



**Box Sizes**

- 10"x2¼"
- 10"x4"
- 12"x2¼"
- 12"x4"

*Packaged 12 per carton*

**Collar Sizes**

- 6"
- 6" – 7"
- 5" – 6" – 7"
- 6" – 7"

**510-0**  
Oval 90°  
Register Box



**Box Sizes**

- 10"x2¼"
- 10"x4"
- 12"x2¼"
- 12"x4"

*Packaged 12 per carton*

**Collar Sizes**

- 6"
- 6" – 7"
- 5" – 6" – 7"
- 6" – 7"

*Also known as a  
toe kick*

**520-0**  
Oval Straight  
Register Boot



**Box Sizes**

- 10"x4"
- 12"x4"
- 12"x6"

*Packaged 12 per carton*

**Collar Sizes**

- 6" – 7"
- 6" – 7"
- 6" – 7"

**522-0**  
Oval End  
Register Boot



**523-0**  
Oval 90°  
Register Boot



# Oval Pipe & Fittings

**532-S**  
Oval Side  
Outlet Box



## Box Sizes

8"x8"  
10"x10"  
12"x12"

## Collar Sizes

6"  
7"  
8"

*12" long collar*

*Packaged 12 per carton*

## Wall Stack vs Oval

### Physical Comparison

|              |  |
|--------------|--|
| ↓<br><br>3¼" | → 6" ←<br><br>5" Oval<br><br>8"x3¼"    |
| ↑            |  |
| ↓<br><br>3¼" | → 7¾" ←<br><br>6" Oval<br><br>10"x3¼"  |
| ↑            |  |
| ↓<br><br>3¼" | → 9¼" ←<br><br>7" Oval<br><br>12"x3¼"  |
| ↑            |  |
| ↓<br><br>3¼" | → 10½" ←<br><br>8" Oval<br><br>14"x3¼" |
| ↑            |  |

## Capacities of Various Ducts

| <u>Branch Duct</u> | <u>Area (Sq. In.)</u> |
|--------------------|-----------------------|
| 5" Round           | 19.6                  |
| 6" Round           | 28.3                  |
| 7" Round           | 38.5                  |
| 8" Round           | 50.2                  |
| 5" Oval            | 17.2                  |
| 6" Oval            | 22.2                  |
| 7" Oval            | 27.3                  |
| 8" Oval            | 32.5                  |
| 8"x3¼" Stack       | 26                    |
| 10"x3¼" Stack      | 32.5                  |
| 12"x3¼" Stack      | 39                    |
| 14"x3¼" Stack      | 45.5                  |


# Venting & Roof Products

**Product Number  
w/ Description**

**Size & Quantity**

**Additional  
Information**

**327**  
Shanty Cap –  
Square Style



3" thru 8" available in either style  
*Packaged 12 per carton*

9" and above are round style only  
*Packaged as ordered*


**327R**  
Shanty Cap –  
Round Style



**327RS**  
Shanty Cap –  
Round Style  
w/ Screen



**327A**  
Adjustable  
Shanty Cap



3"x4"  
5"x6"  
7"x8"

*Packaged 6 per carton*

Previously listed  
as 310A

**330**  
Trim Collar



3" thru 8"

*Packaged 12 per carton*

# Venting & Roof Products

**Product Number  
w/ Description**

**Size & Quantity**

**Additional  
Information**

**328**  
Dryer Vent



4" thru 12"  
*Packaged as ordered*

**328S**  
Dryer Vent w/  
Screen & Flap



**335**  
Storm Collar




3" thru 8"  
*Packaged 12 per carton*

**329**  
Fresh Air Intake



4" thru 12"  
*Packaged as ordered*

**1200**  
Roof Flashing



3" thru 8"  
*Packaged as ordered*

**Pitch 0/12 – 6/12**

# Venting & Roof Products

**Product Number  
w/ Description**

**Size & Quantity**

**Additional  
Information**

**350**  
Vertical Draft  
Diverter



3" thru 12"  
*Packaged as ordered*

**352**  
Horizontal Draft  
Diverter



3" thru 12"  
*Packaged as ordered*

**HOSE**  
Vinyl Dryer Hose



Available in 3" and 4"  
*Packaged as ordered*

Available in 8' or  
50' lengths

**GNV**  
Gooseneck Vent



Available in 5/6", 7/8" and 10/12"  
*Packaged as ordered*

With screen at  
opening

Overall height 13"


# Aluminum

## Product Number w/ Description

## Size & Quantity

## Additional Information

**800**  
24" Aluminum Pipe




3" and 4"  
*Packaged 25 per carton*

5", 6", and 8"  
*Packaged 12 per carton*

7" and 10" thru 18"  
*Packaged as ordered*

**860**  
60" Aluminum Pipe



3" thru 8"  
*Packaged 10 per carton*

10" and 12"  
*Packaged as ordered*

**802**  
90° Adjustable  
Aluminum Elbow



3" thru 6"  
*Packaged 12 per carton*

7" thru 18"  
*Packaged as ordered*

**801**  
Aluminum Flex  
Duct



3"  
*Packaged 25 per carton*

4"  
*Packaged 16 per carton*


5" and 6"  
*Packaged 9 per carton*

7", 8" and 10"  
*Packaged 4 per carton*

12"  
*Packaged 1 per carton*

**Available in 8'  
sections only**

**807**  
Aluminum Dryer  
Vent



3" and 4"  
*With tail piece (as shown)*

5" thru 8"  
*Hood only*

*Packaged as ordered*



## Product Number w/ Description

## Size & Quantity

## Additional Information


**804-A**  
Aluminum Dryer  
Vent Kit



4" only  
*Packaged as ordered*

**Includes:**  
1 4-807  
1 4-801  
2 Clamps

**805**  
Aluminum Wall Cap




10"x3 $\frac{1}{4}$ "  
*Packaged as ordered*

**806**  
Aluminum  
Roof Jack



10"x4", 10"x7", 10"x10"  
*Packaged as ordered*

# 24ga Black Pipe, Elbows & Fittings

| Product Number<br>w/ Description  | Size & Quantity  | Additional<br>Information     |
|---|--|-------------------------------|
| <b>600A</b><br>12" Black Pipe   | 4" thru 8"<br><i>Packaged 12 per carton</i>                    |                               |
| <b>618</b><br>18" Black Pipe  | 10" available in 24" length only<br><i>Packaged as ordered</i> |                               |
| <b>600</b><br>24" Black Pipe  |  |                               |
|    |  |                               |
| <b>600B</b><br>36" Black Pipe   | 4" thru 8"<br><i>Packaged 5 per carton</i>                     |                               |
|   |  |                               |
| <b>600D</b><br>24" Black<br>Damper Pipe   | 6" and 8"<br><i>Packaged 12 per carton</i>                     |                               |
|  |  |                               |
| <b>TEL</b><br>Telescopic Pipe   | 6" thru 8"<br><i>Packaged 1 per carton</i>                     | Adjustable from<br>32" to 60" |
|  |  |                               |

# 24ga Black Pipe, Elbows & Fittings

**Product Number  
w/ Description**

**Size & Quantity**

**Additional  
Information**

**602**  
90° Adjustable  
Black Elbow



4" thru 8"  
*Packaged 12 per carton*  
10"  
*Packaged as ordered*

**602C**  
Corrugated  
Black Elbow



6" thru 8"  
*Packaged 12 per carton*

**603**  
45° Adjustable  
Black Angle



5" thru 8"  
*Packaged 8 per carton*

**603SE**  
Black Plug –  
Crimped



5" thru 8"  
*Packaged 12 per carton*

**Available  
with handle  
(603SEH/603LEH) –  
as ordered**

**603LE**  
Black Cap –  
No Crimp



# 24ga Black Pipe, Elbows & Fittings

| Product Number<br>w/ Description               | Size & Quantity   | Additional<br>Information  |
|--|---|--|
| <b>604</b><br>Black Tee – Easy<br>Flow Style   | 4" thru 6"<br><i>Packaged 12 per carton</i><br><br>7" and 8"<br><i>Packaged 10 per carton</i><br><br>10"<br><i>Packaged as ordered</i>  |  |
| <b>605</b><br>Black Trim Collar                | 4" thru 8"<br><i>Packaged 12 per carton</i>   |  |
| <b>606</b><br>Black Crimp<br>Both Ends         | 6" thru 8" (4" high)<br><i>Packaged 12 per carton</i><br><br>6" (6" high)<br><i>Packaged 18 per carton</i><br><br>7" and 8" (6" high)<br><i>Packaged 12 per carton</i><br><br>6" thru 8" (8" high)<br><i>Packaged as ordered</i><br><br>6" thru 8" (12" high)<br><i>Packaged 6 per carton</i> | When ordering or<br>inquiring, reference<br>round x height – 606 |
| <b>607SE</b><br>Black Slip Joint –<br>Crimped  | 6" thru 8"<br><i>Packaged 12<br/>                     per carton</i>  | 12" high with 2"<br>collar<br>Overall height 14"                 |
| <b>607LE</b><br>Black Slip Joint –<br>No Crimp |   |  |

# 24ga Black Pipe, Elbows & Fittings

**Product Number  
w/ Description**

**Size & Quantity**

**Additional  
Information**

**610**  
Black Oval to  
Round Boot



**6" oval available in:**  
5" or 6" round"  
*Packaged 12 per carton*

**7" oval available in:**  
6" round  
*Packaged 12 per carton*  
7" round  
*Packaged as ordered*

**8" oval available in:**  
6" round  
*Packaged as ordered*  
8" round  
*Packaged 12 per carton*

When ordering or  
inquiring, reference  
oval x round – 610

Also available as  
3pc (610-3PC) –  
as ordered

**616**  
Black Drawband



**5" thru 8"**  
*Packaged 12 per carton*

Each piece  
shipped with 2  
screws and  
2 nuts

**620**  
5 in 1 Black Flue  
Adapter



*Packaged 12 per carton*

Previously listed  
as 720

shown  
unassembled



# 24ga Black Pipe, Elbows & Fittings

**611**  
Black Reducer –  
Small End Crimped



**611P**  
Black Reducer –  
No Crimp



**612**  
Black Increaser –  
Large End Crimped



| <i>Sizes</i> | <i>Packaged</i> |
|--------------|-----------------|
| 5"x4"        | 12              |
| 6"x4"        | 12              |
| 6"x5"        | 12              |
| 7"x5"        | 12              |
| 7"x6"        | 12              |
| 8"x5"        | 12              |
| 8"x6"        | 12              |
| 8"x7"        | 12              |
| 9"x8"        | A/O             |
| 10"x8"       | A/O             |

| <i>Sizes</i> | <i>Packaged</i> |
|--------------|-----------------|
| 4"x5"        | 12              |
| 4"x6"        | 12              |
| 5"x6"        | 12              |
| 5"x7"        | 12              |
| 6"x7"        | 12              |
| 5"x8"        | 12              |
| 6"x8"        | 12              |
| 7"x8"        | 12              |
| 8"x9"        | A/O             |
| 8"x10"       | A/O             |

# Stove & Fireplace Accessories

**Product Number  
w/ Description**

**Size & Quantity**

**Additional  
Information**

**HOD**  
Coal Hods

*Packaged 6 per carton*

Available in Black  
(BLK-HOD) or  
Galvanized  
(GALV-HOD)



**SHOVEL**  
Shovels

*Packaged 12 per carton*

Available in  
Black (SHOVEL)  
or Galvanized  
(SHOVEL-GL)



**BLK-HODSET**  
Black Coal Hod &  
Shovel

*Packaged as ordered*



# Stove & Fireplace Accessories

**Product Number  
w/ Description**

**Size & Quantity**

**Additional  
Information**

**BAP**  
Black Ash Pail




*Packaged 6 per carton*

**BAP-KIT**  
Black Ash Pail  
w/ Shovel



*Packaged as ordered*

**CID**  
Cast Iron Damper



**3" thru 8"**  
*Packaged 12 per carton*

**GOLD**  
Gold Trim Collar



**3" thru 8"**  
*Packaged 12 per carton*



# Stove & Fireplace Accessories

**Product Number  
w/ Description**

**Size & Quantity**

**Additional  
Information**

**DOOR**

Galvanized Clean  
Out Door



8"x8"

*Packaged 6 per carton*

**DOOR-CI**

Cast Iron Clean  
Out Door



8"x8"

8"x10"

*Packaged as ordered*

**FLUESTOP**

Adjustable  
Fluestops



Adjustable to fit  
4" thru 8" pipe

Available in Black  
(FLUESTOP-BK)  
or Gold  
(FLUESTOP-GO) –  
12 per carton

Available with  
Decorative Finish  
(FLUESTOP-  
DECOR) – as  
ordered




# Stoveboards

**BLK**

**WW**

**ST**

**GT**



## Sizes

2832 (28"x32")

3242 (32"x42")

3636 (36"x36")

3648 (36"x48")

3652 (36"x52")

## Packaged

*UL 1 per carton*

*UL 1 per carton*

*UL 1 per carton*

*UL 1 per carton*

*UL 1 per carton*

## Packaged

*Non-UL 3 per carton*

*Non-UL 3 per carton*

*Non-UL 3 per carton*

*Non-UL 3 per carton*

*Non-UL 3 per carton*

## Patterns

Black (BLK)

Walnut Woodgrain (WW)

Sandstone Tile (ST)

Gray Slate Tile (GT)

## Styles

**UL – single pack only**

**Non-UL – bulk pack only**

## When Ordering

**UL style please order as:**

*UL followed by size followed by  
pattern followed by –S  
(i.e. UL3636WW–S)*

**Non-UL style please order as:**

*Size followed by pattern  
(i.e. 3636WW)*

## Product Number w/ Description

## Size & Quantity

## Additional Information

**2500**  
Black Polyethylene  
Duct



4" thru 20"  
*25' sections – individually bagged*

Available in the following R values:  
R4.2 25XX  
R6 25XX-6  
R8 25XX-8

*XX denotes the size (i.e. R4.2 in 4" = 2504)*

Also available  
in Gray  
Polyethylene  
Duct – please  
contact our  
office for further  
information

**2500-S**  
Metalized  
Polyester Duct



4" thru 20"  
*25' sections – individually bagged*

Available in the following R values:  
R4.2 25XX-S  
R6 25XX-S6  
R8 25XX-S8

*XX denotes the size (i.e. R4.2 in 4" = 2504-S)*

**2500-UI**  
Polyester  
Connector



4" thru 20"  
*25' sections – individually bagged*

25XX-UI

*XX denotes the size (i.e. 4" = 2504-UI)*

Also available in  
Silver Connector –  
please contact our  
office for further  
information

**FC**  
Foil Connector  
Duct



3" and 4"  
*Packaged 4 per carton*  
5" thru 20"  
*Packaged 2 per carton*  
*25' sections*

XX-FC

*XX denotes the size (i.e. 4" = 4-FC)*

**BS**  
Black Pipe Sleeve



4" thru 20"  
*Packaged 10 per carton*  
*5' sections*

Available in the following R values:  
R4.2 XX-BS  
R6 XX-BS-6  
R8 XX-BS-8

*XX denotes the size (i.e. R4.2 in 4" = 4-BS)*

Also available in  
Gray Pipe Sleeve –  
please contact our  
office for further  
information

# Flexible Duct

**Product Number  
w/ Description**

**Size & Quantity**

**Additional  
Information**

**SS**  
Silver Pipe Sleeve



4" thru 20"  
*Packaged 10 per carton  
5' sections*

Available in the following R values:

R4.2    XX-SS  
R6      XX-SS-R6  
R8      XX-SS-R8

*XX denotes the size (i.e. R4.2 in 4" =  
4-SS)*

**MH**  
Mobile Home Duct



6", 8", 10", 12" and 14"  
*Packaged individually  
25' sections*

R4.2    MH-XX

*XX denotes the size (i.e. R4.2 in 6" =  
MH-6)*

**Also available  
in R6 and R8 –  
please contact our  
office for further  
information**

# Miscellaneous Products and Accessories

**Product Number  
w/ Description**

**Size & Quantity**

**Additional  
Information**

**HANDLE**  
Damper Handles



Available in:  
5/16" x 3/16" (5/16-HANDLES)  
1/4" x 3/16" (1/4-HANDLES)

*Packaged 50 per*

Also available in  
bulk quantities  
  
1/4" recommended  
for 3" thru 14"  
5/16" recommended  
for 16" and above

**NUTS**  
Wing Nuts



*Packaged 50 per*

Also available in  
bulk quantities

**WASHERS**  
Washers for  
Handles and  
Wing Nuts



*Packaged 50 per*

Also available in  
bulk quantities

**FANN**  
Room to Room Fan



*Packaged 12 per carton*

**5020**  
Stove Pipe Screws



*Packaged as 12 individual bags per carton*  
*Each bag contains 20 screws*


# Miscellaneous Products and Accessories

Product Number  
w/ Description

Size & Quantity

Additional  
Information

## **DUCTULATOR**



## **CLEATMAT** Cleat Material



*Available in 100lb roll*

**3 1/16" wide**

## **Ceiling Radiation Damper Boots**

### **110CRD** Straight Boot w/ Ceiling Radiation Damper



*All sizes packaged to order*

**Please contact  
our office  
for further  
information**






### **112CRD** End Boot w/ Ceiling Radiation Damper








### **113CRD** 90° Boot w/ Ceiling Radiation Damper



# Insulated Boxes

| Product Number  | R-Value                                   | Description   |
|---|---|---|
| <b>3309NF</b><br><b>3409NF</b>  | <i>R4.2</i><br><i>R6.0</i>                | Metal Top Ins End Out Box No Flange 9" Deep<br>Metal Top Ins End Out Box No Flange 9" Deep  |
|    |   |   |
| <b>3109NF</b><br><b>3209NF</b>  | <i>R4.2</i><br><i>R6.0</i>                | Metal Top Ins Side Out Box No Flange 9" Deep<br>Metal Top Ins Side Out Box No Flange 9" Deep  |
|    |   |   |
| <b>3500F</b><br><b>3600F</b><br><b>3600F8</b>                                       | <i>R4.2</i><br><i>R6.0</i><br><i>R8.0</i> | Metal Top Ins Box Top Out with Flange 4" Deep<br>Metal Top Ins Box Top Out with Flange 4" Deep<br>Metal Top Ins Box Top Out with Flange 4" Deep |
|   |   |   |
| <b>3506F</b><br><b>3606F</b><br><b>3606F8</b>                                       | <i>R4.2</i><br><i>R6.0</i><br><i>R8.0</i> | Metal Top Ins Box Top Out with Flange 6" Deep<br>Metal Top Ins Box Top Out with Flange 6" Deep<br>Metal Top Ins Box Top Out with Flange 6" Deep |
|  |   |   |
| <b>3500NF</b><br><b>3600NF</b><br><b>3600NF8</b>                                    | <i>R4.2</i><br><i>R6.0</i><br><i>R8.0</i> | Metal Top Ins Box Top Out No Flange 4" Deep<br>Metal Top Ins Box Top Out No Flange 4" Deep<br>Metal Top Ins Box Top Out No Flange 4" Deep       |
|  |   |   |

# Insulated Boxes

| Product Number                                   |   | R-Value                                   | Description  |
|--|---|---|--|
| <b>3506NF</b><br><b>3606NF</b><br><b>3606NF8</b> |    | <i>R4.2</i><br><i>R6.0</i><br><i>R8.0</i> | <b>Metal Top Ins Box Top Out No Flange 6" Deep</b><br><b>Metal Top Ins Box Top Out No Flange 6" Deep</b><br><b>Metal Top Ins Box Top Out No Flange 6" Deep</b>   |
| <b>3700NF</b><br><b>3800NF</b><br><b>3800NF8</b> |    | <i>R4.2</i><br><i>R6.0</i><br><i>R8.0</i> | <b>Foil Top Ins Box No Flange No Collar 4" Deep</b><br><b>Foil Top Ins Box No Flange No Collar 4" Deep</b><br><b>Foil Top Ins Box No Flange No Collar 4" Deep</b><br><br><i>Also available in half sizes</i> |
| <b>3706NF</b><br><b>3806NF</b><br><b>3806NF8</b> |  | <i>R4.2</i><br><i>R6.0</i><br><i>R8.0</i> | <b>Foil Top Ins Box No Flange No Collar 6" Deep</b><br><b>Foil Top Ins Box No Flange No Collar 6" Deep</b><br><b>Foil Top Ins Box No Flange No Collar 6" Deep</b>  |
| <b>3506TF</b><br><b>3606TF</b><br><b>3606TF8</b> |  | <i>R4.2</i><br><i>R6.0</i><br><i>R8.0</i> | <b>Metal Top Ins Box Top Out with Top Flange 6" Deep</b><br><b>Metal Top Ins Box Top Out with Top Flange 6" Deep</b><br><b>Metal Top Ins Box Top Out with Top Flange 6" Deep</b>                             |
| <b>3500FS</b><br><b>3600FS</b><br><b>3600FS8</b> |  | <i>R4.2</i><br><i>R6.0</i><br><i>R8.0</i> | <b>Metal Top Ins 45° Slant Box Top Out with Flange</b><br><b>Metal Top Ins 45° Slant Box Top Out with Flange</b><br><b>Metal Top Ins 45° Slant Box Top Out with Flange</b>                                   |



# Insulated Boxes

**Product Number**

**R-Value**

**Description**


**3500FA  
3600FA  
3600FA8**



*R4.2*  
*R6.0*  
*R8.0*

**Metal Top Ins Box Top Out with Angle Collar & Flanged 4" Deep**  
**Metal Top Ins Box Top Out with Angle Collar & Flanged 4" Deep**  
**Metal Top Ins Box Top Out with Angle Collar & Flanged 4" Deep**

**3500NFS  
3600NFS  
3600NFS8**



*R4.2*  
*R6.0*  
*R8.0*

**Metal Top Ins 45° Slant Box Top Out No Flange**  
**Metal Top Ins 45° Slant Box Top Out No Flange**  
**Metal Top Ins 45° Slant Box Top Out No Flange**

**3700F  
3800F  
3800F8**



*R4.0*  
*R6.0*  
*R8.0*

**Foil Top Ins Box with Flange No Outlet 4" Deep**  
**Foil Top Ins Box with Flange No Outlet 4" Deep**  
**Foil Top Ins Box with Flange No Outlet 4" Deep**

# 24ga Stainless Steel Pipe & Fittings

## Sizes available:

4" thru 12"

*All Stainless Steel items are made to order and non-returnable  
Lead time 10 to 14 working days*

Pipe



**Part #**

**Length**

900A

12"

900C

18"

900B

24"

900

36"

901

48"

**902**

90° Adjustable Elbow



**903**

45° Adjustable Angle




**904**

Tee



**907**

Storm Collar



# 24ga Stainless Steel Pipe & Fittings

**911**

Reducer –  
Small End Crimped  
(order large size x small size)



**911P**

Plain Reducer –  
No Crimp  
(order large size x small size)



**912**

Increaser –  
Large End Crimped  
(order small size x large size)



**909**

Plug –  
Crimped



**910**

Cap –  
No Crimp



**927**

Rain Cap –  
Round Style



# Galvanized Spiral Pipe & Accessories

## **Sizes available:**

Pipe - 4" thru 48"  
Accessories - 4" thru 36"

## **Gauges available:**

26 gauge  
24 gauge

*Please specify gauge when ordering*

*All Spiral is made to order and non-returnable  
All Spiral is manufactured without crimp*

**Galvanealed also available upon request**

**SP301**  
Pipe



**SP302**  
90° Elbow



**SP303**  
45° Angle



*90° Elbows and 45° Angles are Gore Lock/Short Radius  
Long Radius available upon request*

**SP90SAD**  
90° Saddle



**SP45SAD**  
45° Saddle



*Unless otherwise specified,  
spout and saddle are made same size*

# Galvanized Spiral Pipe & Accessories

**SP304**  
90° Tee



**SP306**  
45° Tee



**SP310**  
End Cap




**SP311**  
Reducer



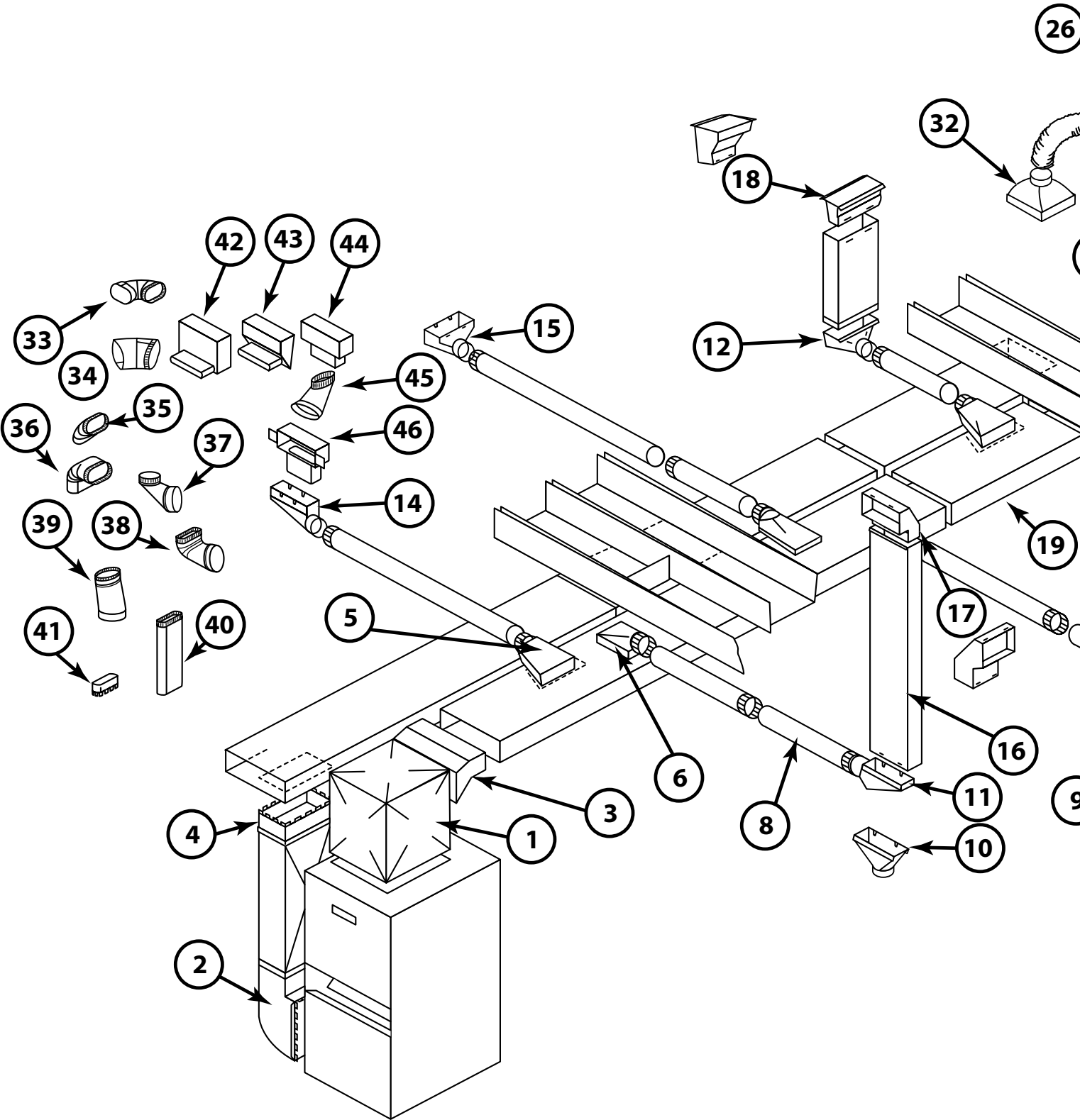
**SPC**  
Coupling

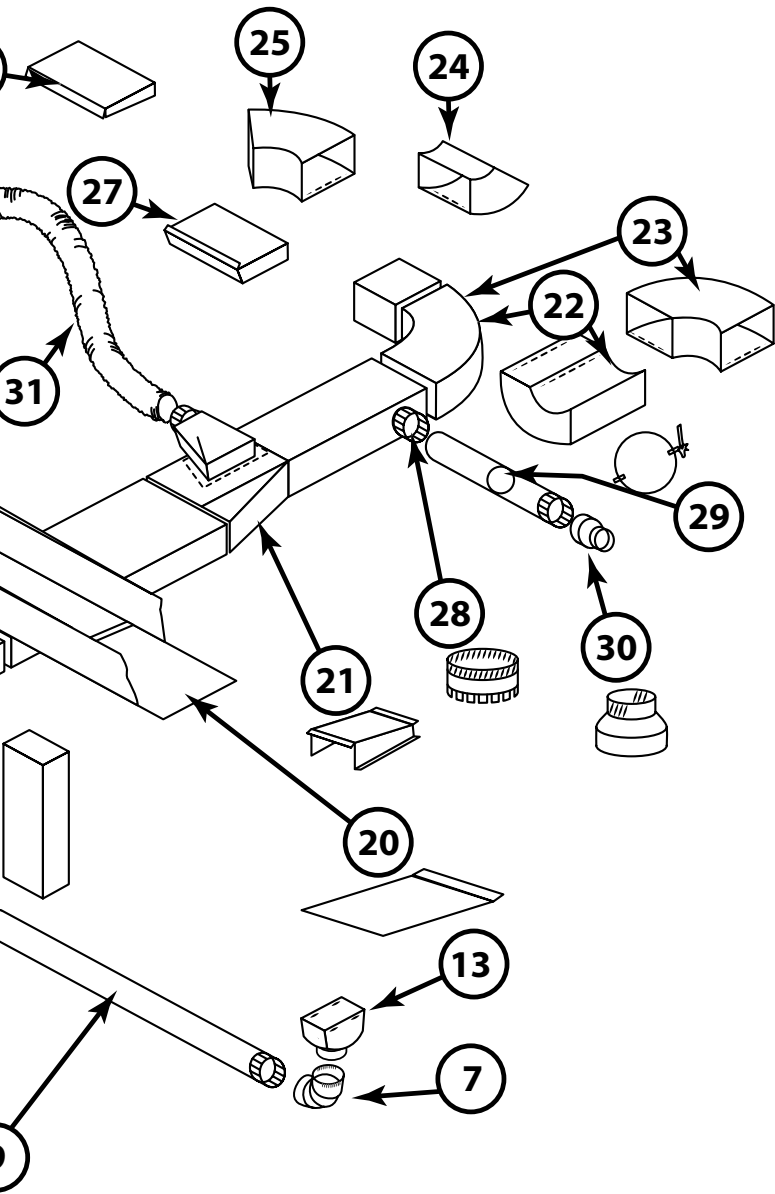


**SPST**  
Perimeter Saddle Tee



# Galvanized Warm Air System





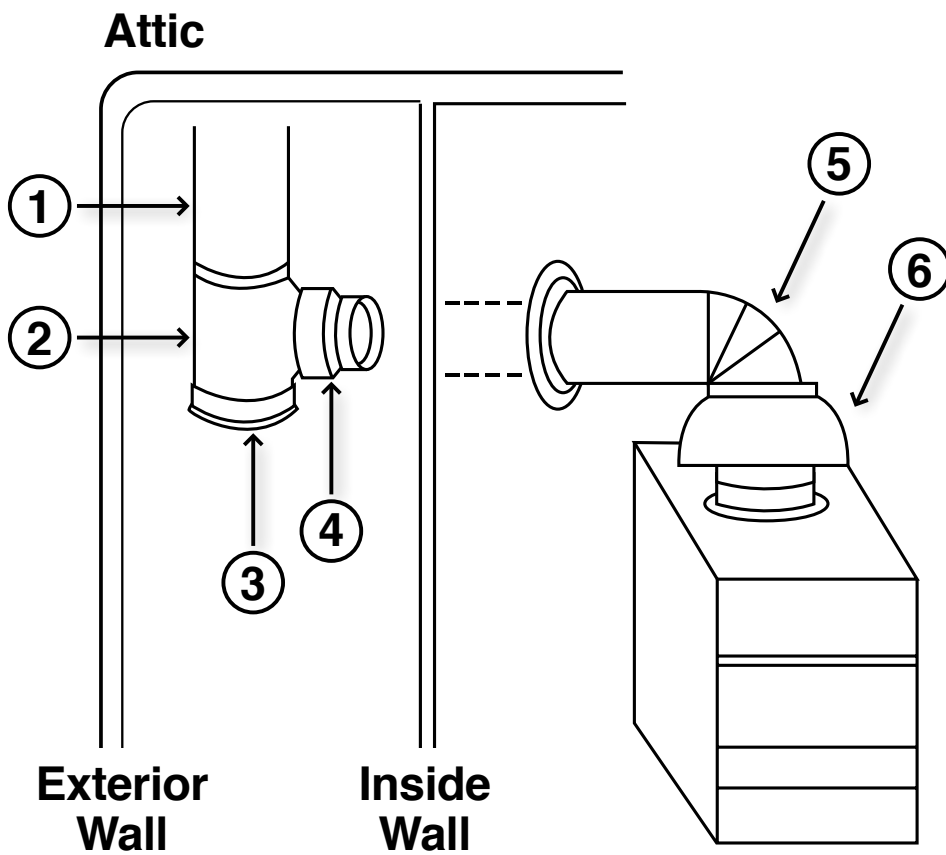
| ITEM | PART NO.                  |              |
|------|---------------------------|--------------|
| 1    | Plenum                    | 188          |
| 2    | Cold Air Boot             | 189          |
| 3    | Offset Start Collar       | 151          |
| 4    | Straight Start Collar     | 141          |
| 5    | Top Takeoff               | 161          |
| 6    | Adj. Top Takeoff          | 181          |
| 7    | Galv. Adj. El.            | 302          |
| 8    | Galv. 2' Pipe             | 300          |
| 9    | Galv. 5' Pipe             | 301          |
| 10   | Stack Boot - Str.         | 110S         |
| 11   | Stack Boot - Ctr.         | 112S         |
| 12   | Stack Boot - 90°          | 113S         |
| 13   | Reg. Boot - Str.          | 110R         |
| 14   | Reg. Boot - Ctr.          | 112R         |
| 15   | Reg. Boot - 90°           | 113R         |
| 16   | Wallstack                 | 124          |
| 17   | Stackhead                 | 101          |
| 18   | Stack Floor Pan           | 103          |
| 19   | Duct                      | 125          |
| 20   | Cold Air Panel            | 323          |
| 21   | Duct Red.                 | 200          |
| 22   | Duct El SW 90             | 120          |
| 23   | Duct El LW 90             | 122          |
| 24   | Duct Ang. SW 45           | 121          |
| 25   | Duct Ang. LW 45           | 123          |
| 26   | Duct End Cap              | 187          |
| 27   | Duct End Cap              | 186          |
| 28   | Collar                    | 313SE/LE     |
| 29   | Damper                    | 314          |
| 30   | Reducer/Increase          | 311/311P/312 |
| 31   | Insul. Flex Duct          | 2500 Series  |
| 32   | Rd-Sq Diffuser Box        | 320          |
| 33   | Oval Horizontal Elbow     | 502-0F       |
| 34   | Oval Horizontal Angle     | 503-0F       |
| 35   | Oval Vertical Angle       | 503-0        |
| 36   | Oval Vertical Elbow       | 502-0        |
| 37   | Oval End Boot             | 504-0        |
| 38   | Oval Register 90° Boot    | 505-0        |
| 39   | Oval Straight Boot        | 506-0        |
| 40   | Oval Pipe                 | 500/501-0    |
| 41   | Oval Start Collar         | 513SE/LE     |
| 42   | Sq. to Oval Horz. Boot    | 510-0        |
| 43   | Sq. to Oval Angle Boot    | 509-0        |
| 44   | Sq. to Oval Straight Boot | 508-0        |
| 45   | Oval to Oval Reverse Boot | 511-0        |
| 46   | Oval Stackhead            | 507-0        |

# Flue Pipe System

## Item

|   |                      |              |
|---|----------------------|--------------|
| 1 | Galv. Pipe           | 300          |
| 2 | Galv. Tee Joint      | 304          |
| 3 | Galv. Cap/Plug       | 310/309      |
| 4 | Galv. Red./Inc.      | 311/311P/312 |
| 5 | Galv. Adj. Elbow     | 302          |
| 6 | Galv. Draft Diverter | 350          |

\*\*\* **NEVER** use single wall pipe in areas that will remain non-conditioned space – i.e. unheated attic/outside of the exterior wall – **ALWAYS CHECK CODES**





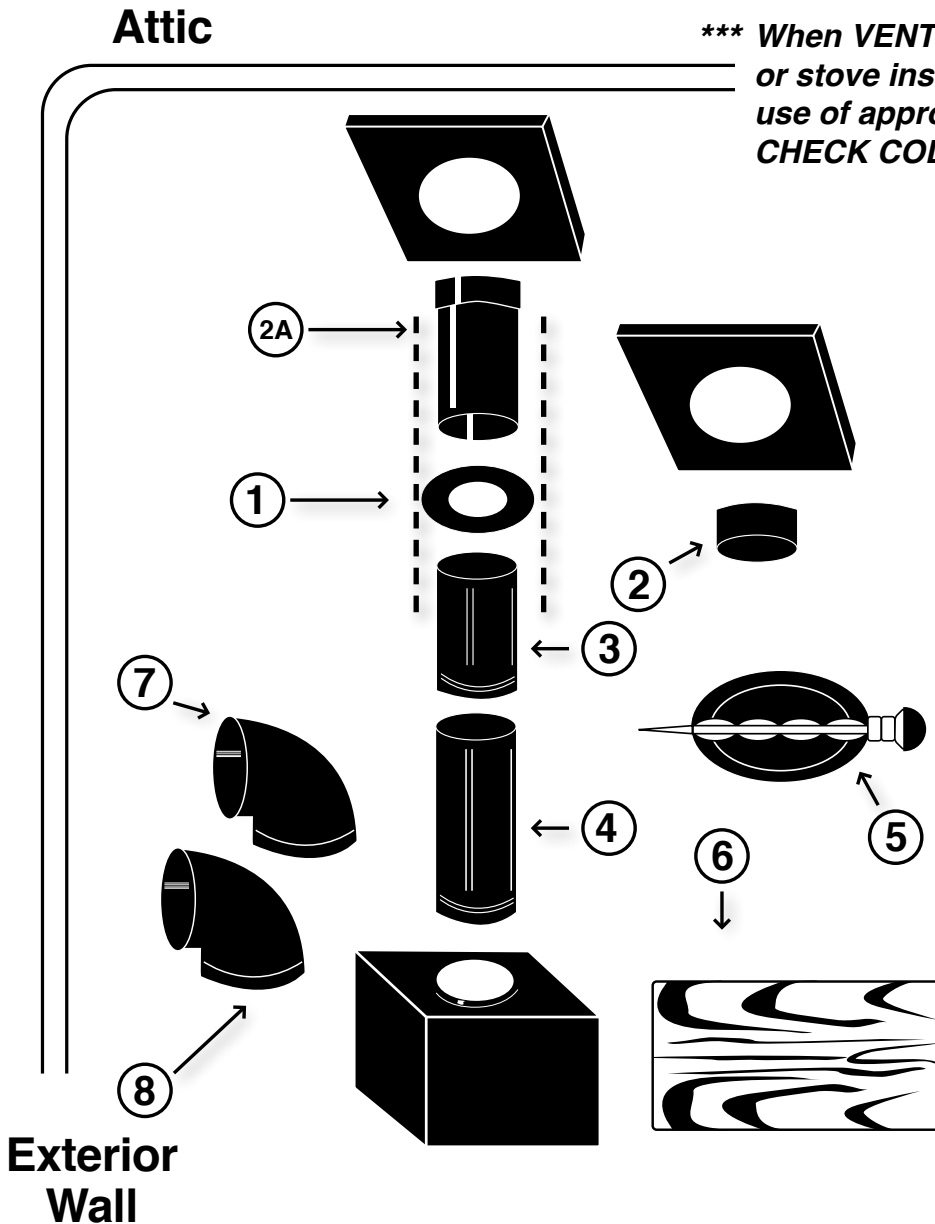
# Black Pipe System

| <i>Item</i>             | <i>Part No.</i> |
|-------------------------|-----------------|
| 1 Black Trim Collar     | 605             |
| 2 Black Crimp Both Ends | 606             |
| 2A Black Slip Joint     | 607SE/LE        |
| 3 Black Pipe – 1'       | 600A            |
| 4 Black Pipe – 2'       | 600             |
| 5 Cast Iron Damper      | CID             |
| 6 Stoveboard            | UL or non-UL    |

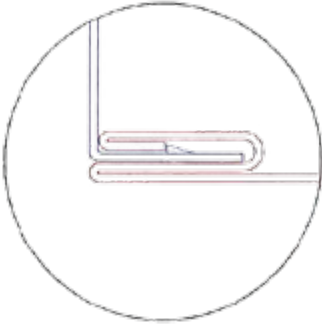
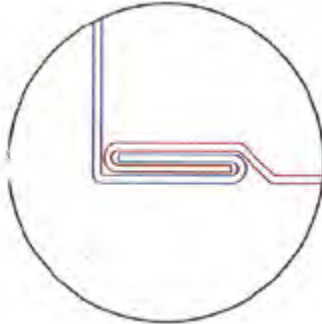
***If going through wall use elbow to turn:***

|                  |      |
|------------------|------|
| 7 Black Corr. EL | 602C |
| 8 Black Adj. EL  | 602  |

**\*\*\* When VENTING always refer to furnace or stove installation instructions to insure use of approved venting materials – ALWAYS CHECK CODES**



# Trunk Duct Style Comparison

| Trunk Style   | Seam Lock Style (Length)   | End Lock Style (Width x Depth)  | Drives                               | S-Cleat  |
|---|--|---|--------------------------------------|--|
| <b>S/D</b><br><b>Slide and Drive Trunk)</b><br>(Slip and Drive Trunk)               | <b>Button lock</b><br>2 sections are snapped together-they can not be taken apart                | <b>Removable or movable S-cleat</b><br>each section snaps into the s-cleat on 2 sides then a drive is slid on the other 2 sides | <b>1 drive taped to each section</b> | <b>Attached to the width side of each section</b>      |
|    |  |   |                                      |  |
| <b>S/L</b><br><b>Snap - Lock Trunk</b>  | <b>Slide lock</b><br>2 sections are slid together, can be taken back apart                       | <b>S-Cleat is manufactured as part of each section on both sides. Each joint snaps together on all 4 sides</b>                  | <b>none</b>                          | <b>Manufactured as part of the section - all sides</b> |
|  |  |   |                                      |  |
| <b>K/C</b><br><b>King Cleat</b>   | <b>Button lock</b><br>2 sections are snapped together, Once together-they can not be taken apart | <b>S-Cleat is manufactured as part of each section on both sides. Each joint snaps together on all 4 sides</b>                  | <b>none</b>                          | <b>Manufactured as part of the section - all sides</b> |

# Product Number Index

| Part #   | Page # | Product Description  | Part #    | Page # | Product Description                                      |
|----------|--------|--|-----------|--------|--|
| 50       | 13     | Canvas Connector (Furnance to Plenum)                      | 176       | 22     | Wallstack Side Takeoff                                   |
| 60       | 13     | Canvas Connector (Plenum to Duct)                          | 177       | 22     | Wallstack Top Takeoff                                    |
| 70       | 13     | Canvas Connector (Duct to Duct)                            | 181       | 33     | Adjustable Takeoff                                       |
| 80L      | 9      | Snap Lock Trunk Transition - Left                          | 181A      | 38     | Adjustable Takeoff w/ Adhesive                           |
| 80LSD    | 7      | Slide & Drive Trunk Transition - Left                      | 181AD     | 38     | Adjustable Takeoff w/ Adhesive and Damper                |
| 81C      | 9      | Snap Lock Trunk Transition - Center                        | 181FG     | 34     | Fiberglass Adjustable Takeoff                            |
| 81CA     | 9      | Snap Lock Trunk Transition w/ Adhesive - Center            | 184       | 11     | Trunk Duct Volume Damper                                 |
| 81CSD    | 7      | Slide & Drive Trunk Transition - Center                    | 185       | 11     | Trunk Hanger   |
| 81CSDA   | 7      | Slide & Drive Trunk Transition w/ Adhesive - Center        | 186SNP    | 10     | Snap Lock End Cap  |
| 82R      | 9      | Snap Lock Trunk Transition - Right                         | 187SET    | 10     | Snap Lock Set In Cap                                     |
| 82RSD    | 7      | Slide & Drive Trunk Transition - Right                     | 187SETSD  | 7      | Slide & Drive Set In Cap                                 |
| 100      | 23     | Out of Wall Stackhead                                      | 188       | 15     | Plenum   |
| 101      | 23     | Baseboard Stackhead  | 189       | 18     | Snap Lock Cold Air Boot                                  |
| 102      | 23     | Baseboard Stackhead - Two Registers                        | 189A      | 18     | Snap Lock Adhesive Cold Air Boot                         |
| 103      | 23     | Floor Pan Stackhead  | 189ISB    | 14     | Insulated Support Box                                    |
| 104      | 23     | Sidewall Stackhead   | 189K      | 18     | Snap Lock Cold Air Boot Kit                              |
| 104E     | 23     | Sidewall Stackhead w/ Ears                                 | 189KA     | 18     | Snap Lock Cold Air Boot Kit w/ Adhesive                  |
| 104-11   | 23     | Sidewall Stackhead w/ 11" Throat                           | 189K-C    | 18     | Snap Lock Cold Air Boot Kit w/ Canvas Connector          |
| 110CRD   | 66     | Straight Boot w/ Ceiling Radiation Damper                  | 189SB     | 13     | Support Box  |
| 110R     | 37     | Straight Register Boot                                     | 189SBD    | 13     | Support Box w/ Door                                      |
| 110S     | 23     | Straight Stack Boot  | 189SBDR   | 13     | Support Box w/ Drawer                                    |
| 112CRD   | 66     | End Boot w/ Ceiling Radiation Damper                       | 189SD     | 16     | Slide & Drive Cold Air Boot                              |
| 112R     | 37     | End Register Boot - Center                                 | 189SDA    | 16     | Slide & Drive Adhesive Cold Air Boot                     |
| 112RL    | 37     | End Register Boot - Left                                   | 189SDK    | 16     | Slide & Drive Cold Air Boot Kit                          |
| 112RR    | 37     | End Register Boot - Right                                  | 189SDKA   | 16     | Slide & Drive Cold Air Boot Kit w/ Adhesive              |
| 112S     | 23     | End Stack Boot - Center                                    | 189SDK-C  | 16     | Slide & Drive Cold Air Boot Kit w/ Canvas Connector      |
| 112SL    | 23     | End Stack Boot - Left                                      | 189VSB    | 13     | Vertical Support Box                                     |
| 112SR    | 23     | End Stack Boot - Right                                     | 190       | 6      | Slide & Drive Trunk Duct Reducer                         |
| 113A     | 37     | 90° Adjustable Register Boot                               | 190S      | 9      | Snap Lock Trunk Duct Reducer                             |
| 113CRD   | 66     | 90° Boot w/ Ceiling Radiation Damper                       | 191       | 33     | Pivot Takeoff (Discontinued Item)                        |
| 113R     | 37     | 90° Register Boot  | 199S      | 19     | Snap Lock Cold Air Boot Side Entry w/ Doors              |
| 113S     | 23     | 90° Stack Boot   | 199S-36   | 19     | Snap Lock Cold Air Boot Side Entry w/ Doors 36" High     |
| 114A     | 21     | "A" Adapter  | 199SDS    | 17     | Slide & Drive Cold Air Boot Side Entry w/ Doors          |
| 115B     | 21     | "B" Adapter  | 199SDS-36 | 17     | Slide & Drive Cold Air Boot Side Entry w/ Doors 36" High |
| 117SET   | 21     | Wallstack End Cap  | 199SDT    | 17     | Slide & Drive Cold Air Boot Top Entry w/ Door            |
| 120      | 8      | Snap Lock Trunk Elbow - Shortway                           | 199SDT-36 | 17     | Slide & Drive Cold Air Boot Top Entry w/ Door 36" High   |
| 120      | 20     | Wallstack Elbow - Shortway                                 | 199T      | 19     | Snap Lock Cold Air Boot Top Entry w/ Door                |
| 120SD    | 6      | Slide & Drive Trunk Elbow - Shortway                       | 199T-36   | 19     | Snap Lock Cold Air Boot Top Entry w/ Door 36" High       |
| 121      | 8      | Snap Lock Trunk Angle - Shortway                           | 200       | 9      | Snap Lock Trunk Duct Reducer / Increaser                 |
| 121      | 20     | Wallstack Angle - Shortway                                 | 200SD     | 7      | Slide & Drive Trunk Duct Reducer / Increaser             |
| 121SD    | 6      | Slide & Drive Trunk Angle - Shortway                       | 201       | 33     | Round to Round Takeoff                                   |
| 122      | 8      | Snap Lock Trunk Elbow - Longway                            | 201A      | 38     | Round to Round Takeoff w/ Adhesive                       |
| 122      | 20     | Wallstack Elbow - Longway                                  | 300       | 24     | 24" Round Pipe   |
| 122SD    | 6      | Slide & Drive Trunk Elbow - Longway                        | 300A      | 24     | 12" Round Pipe   |
| 123      | 8      | Snap Lock Trunk Angle - Longway                            | 300C      | 24     | 30" Round Pipe   |
| 123      | 21     | Wallstack Angle - Longway                                  | 301       | 24     | 60" Round Pipe   |
| 123SD    | 6      | Slide & Drive Trunk Angle - Longway                        | 301120    | 25     | 120" Round Pipe  |
| 124      | 20     | Wallstack  | 302       | 25     | 90° Adjustable Elbow                                     |
| 125      | 8      | Snap Lock Trunk Duct                                       | 302C      | 25     | Corrugated Elbow   |
| 125KC    | 8      | King Cleat Trunk Duct                                      | 303       | 25     | 45° Adjustable Angle                                     |
| 125SD    | 6      | Slide & Drive Trunk Duct                                   | 304-EZ    | 30     | Tee - Easy Flow Style                                    |
| 126      | 22     | Wallstack Reverse Elbow - Left                             | 304-12    | 30     | Tee - Pipe Style (12" high)                              |
| 127      | 22     | Wallstack Reverse Elbow - Center                           | 304-15    | 30     | Tee - Pipe Style (15" high)                              |
| 128      | 22     | Wallstack Reverse Elbow - Right                            | 304-18    | 30     | Tee - Pipe Style (18" high)                              |
| 141      | 9      | Snap Lock Trunk Duct Straight Start Collar                 | 304-24    | 30     | Tee - Pipe Style (24" high)                              |
| 141A     | 9      | Snap Lock Trunk Duct Straight Start Collar w/ Adhesive     | 305       | 30     | Reducing Tee - Easy Flow Style                           |
| 141      | 21     | Wallstack Straight Start Collar                            | 305ST     | 30     | Reducing Tee - Straight Style                            |
| 141SD    | 7      | Slide & Drive Trunk Duct Straight Start Collar             | 306       | 31     | Tapered Flue Tee - Easy Flow Style                       |
| 141SDA   | 7      | Slide & Drive Trunk Duct Straight Start Collar w/ Adhesive | 306A      | 31     | Swivel Tee   |
| 151      | 10     | Snap Lock Trunk Duct Offset Start Collar                   | 306ST     | 31     | Tapered Flue Tee - Straight Style                        |
| 151A     | 10     | Snap Lock Trunk Duct Offset Start Collar w/ Adhesive       | 307       | 31     | Wye Branch   |
| 151SD    | 7      | Slide & Drive Trunk Duct Offset Start Collar               | 308       | 31     | Perimeter Tee  |
| 151SDA   | 7      | Slide & Drive Trunk Duct Offset Start Collar w/ Adhesive   | 309       | 27     | Round Plug - Crimped                                     |
| 161      | 32     | Top Takeoff  | 309H      | 27     | Round Plug w/ Handle - Crimped                           |
| 161A     | 38     | Top Takeoff w/ Adhesive                                    | 310       | 27     | Round Cap - No Crimp                                     |
| 161AD    | 38     | Top Takeoff w/ Adhesive and Damper                         | 310H      | 27     | Round Cap w/ Handle - No Crimp                           |
| 161D     | 32     | Double Top Takeoff   | 311       | 26     | Reducer - Small End Crimped                              |
| 161FG    | 34     | Fiberglass Top Takeoff                                     | 311F      | 26     | Flat Reducer - Small End Crimped                         |
| 161FGD   | 34     | Fiberglass Top Takeoff w/ Damper                           | 311P      | 26     | Reducer - No Crimp                                       |
| 161FGDE  | 34     | Fiberglass Top Takeoff w/ Damper for 2" Ductboard          | 311PF     | 26     | Flat Reducer - No Crimp                                  |
| 161FGE   | 34     | Fiberglass Top Takeoff for 2" Ductboard                    | 312       | 26     | Increaser - Large End Crimped                            |
| 163      | 33     | Side Takeoff   | 312F      | 26     | Flat Increaser - Large End Crimped                       |
| 163A-R   | 38     | Side Takeoff w/ Adhesive - Rectangular Base                | 313FGD    | 34     | Round Start Collar - 6" Long w/ Damper                   |
| 163AD-R  | 38     | Side Takeoff w/ Adhesive and Damper - Rectangular Base     | 313FGH    | 34     | Round Start Collar - 6" Long w/ Holes                    |
| 163A-SQ  | 38     | Side Takeoff w/ Adhesive - Square Base                     |           |        |  |
| 163AD-SQ | 38     | Side Takeoff w/ Adhesive and Damper - Square Base          |           |        |  |

Items in blue are noted in the additional information column on the page number listed. Picture available upon request.

# Product Number Index

| Part #  | Page # | Product Description  | Part #  | Page # | Product Description                 |
|---------|--------|--|---------|--------|-------------------------------------|
| 313LE   | 34     | Round Start Collar - No Crimp                              | 513-0   | 45     | Oval Start Collar - Crimped         |
| 313SE   | 34     | Round Start Collar - Crimped                               | 513FG   | 45     | Oval Collar - 6" Long               |
| 314D    | 27     | Round Damper w/ Double Quad and Handle                     | 513-NC  | 45     | Oval Start Collar - No Crimp        |
| 314S    | 27     | Round Damper w/ Single Quad and Handle                     | 520-0   | 47     | Oval Straight Register Boot         |
| 315     | 27     | Thimble  | 522-0   | 47     | Oval End Register Boot              |
| 315A    | 28     | Adjustable Thimble   | 523-0   | 47     | Oval 90° Register Boot              |
| 316     | 28     | Drawband   | 532-S   | 48     | Oval Side Outlet Box                |
| 317     | 40     | Blank Pan  | 561-0   | 45     | Oval Top Takeoff                    |
| 317-2   | 40     | Return Pan   | 600     | 54     | 24" Black Pipe                      |
| 317RP   | 40     | Return Pan   | 600A    | 54     | 12" Black Pipe                      |
| 318     | 40     | Funnel Pan   | 600B    | 54     | 36" Black Pipe                      |
| 319     | 41     | Square Diffuser Box  | 600D    | 54     | 24" Black Damper Pipe               |
| 320     | 41     | Round to Square Diffuser Box                               | 602     | 55     | 90° Adjustable Black Elbow          |
| 320NO   | 42     | Diffuser Box w/ No Outlet                                  | 602C    | 55     | Corrugated Black Elbow              |
| 320S    | 41     | Side Outlet Diffuser Box                                   | 603     | 55     | 45° Adjustable Black Angle          |
| 320T    | 42     | Top Outlet Diffuser Box                                    | 603LE   | 55     | Black Cap - No Crimp                |
| 320TE   | 42     | Top Outlet Diffuser Box w/ Ears                            | 603LEH  | 55     | Black Cap w/ Handle - No Crimp      |
| 321     | 28     | Round to Round Ceiling Outlet                              | 603SE   | 55     | Black Plug - Crimped                |
| 323     | 14     | Panning  | 603SEH  | 55     | Black Plug w/ Handle - Crimped      |
| 324     | 11     | S-Cleat  | 604     | 56     | Black Tee - Easy Flow Style         |
| 324S    | 11     | Standing S-Cleat   | 605     | 56     | Black Trim Collar                   |
| 325     | 29     | Round Damper Section                                       | 606     | 56     | Black Crimp Both Ends               |
| 326     | 29     | Round Start Collar - 6" Long w/ Damper - No Crimp          | 607LE   | 56     | Black Slip Joint - No Crimp         |
| 327     | 49     | Shanty Cap - Square Style                                  | 607SE   | 56     | Black Slip Joint - Crimped          |
| 327A    | 49     | Adjustable Shanty Cap                                      | 610     | 57     | Black Oval to Round Boot            |
| 327R    | 49     | Shanty Cap - Round Style                                   | 610-3PC | 57     | Black Oval to Round Boot - 3 Piece  |
| 327RS   | 49     | Shanty Cap - Round Style w/ Screen                         | 611     | 58     | Black Reducer - Small End Crimped   |
| 328     | 50     | Dryer Vent   | 611P    | 58     | Black Reducer - No Crimp            |
| 328S    | 50     | Dryer Vent w/ Screen & Flap                                | 612     | 58     | Black Increaser - Large End Crimped |
| 329     | 50     | Fresh Air Intake   | 616     | 57     | Black Drawband                      |
| 330     | 49     | Trim collar  | 618     | 54     | 18" Black Pipe                      |
| 332     | 29     | Crimp Both Ends  | 620     | 57     | 5 in 1 Black Flue Adapter           |
| 335     | 50     | Storm Collar   | 800     | 52     | 24" Aluminum Pipe                   |
| 350     | 51     | Vertical Draft Diverter                                    | 801     | 52     | Aluminum Flex Duct                  |
| 352     | 51     | Horizontal Draft Diverter                                  | 802     | 52     | 90° Adjustable Aluminum Elbow       |
| 400A    | 39     | Round Adhesive - Plain                                     | 804-A   | 53     | Aluminum Dryer Vent Kit             |
| 400AD   | 39     | Round Adhesive w/ Damper                                   | 805     | 53     | Aluminum Wall Cap                   |
| 400AS   | 39     | Round Adhesive w/ Scoop                                    | 806     | 53     | Aluminum Roof Jack                  |
| 400ASD  | 39     | Round Adhesive w/ Scoop & Damper                           | 807     | 52     | Aluminum Dryer Vent                 |
| 400D    | 36     | Spin Fitting for Ductboard - Plain                         | 860     | 52     | 60" Aluminum Pipe                   |
| 400M    | 36     | Spin Fitting for Metal - Plain                             | 900     | 70     | 36" Stainless Steel Pipe            |
| 401D    | 36     | Spin Fitting for Ductboard w/ Damper                       | 901     | 70     | 48" Stainless Steel Pipe            |
| 401M    | 36     | Spin Fitting for Metal w/ Damper                           | 902     | 70     | 90° Adjustable Elbow                |
| 402D    | 36     | Spin Fitting for Ductboard w/ Scoop                        | 903     | 70     | 45° Angle                           |
| 402M    | 36     | Spin Fitting for Metal w/ Scoop                            | 904     | 70     | Pipe Style Tee                      |
| 403D    | 36     | Spin Fitting for Ductboard w/ Scoop & Damper               | 907     | 70     | Storm Collar                        |
| 403M    | 36     | Spin Fitting for Metal w/ Scoop & Damper                   | 909     | 71     | Plug - Crimped                      |
| 404D    | 35     | Tab Collar for 1" to 1 1/2" Ductboard                      | 910     | 71     | Cap - No Crimp                      |
| 404D-2  | 35     | Tab Collar for 2" Ductboard                                | 911     | 71     | Reducer - Small End Crimped         |
| 404D-A  | 39     | Tab Collar Adhesive for 1" to 1 1/2" Ductboard             | 900A    | 70     | 12" Stainless Steel Pipe            |
| 404D-2A | 39     | Tab Collar Adhesive for 2" Ductboard                       | 900B    | 70     | 24" Stainless Steel Pipe            |
| 405D    | 35     | Tab Collar w/ Damper for 1" to 1 1/2" Ductboard            | 900C    | 70     | 18" Stainless Steel Pipe            |
| 405D-2  | 35     | Tab Collar w/ Damper for 2" Ductboard                      | 911P    | 71     | Plain Reducer - No Crimp            |
| 405D-A  | 39     | Tab Collar Adhesive w/ Damper - for 1" to 1 1/2" Ductboard | 912     | 71     | Increaser - Large End Crimped       |
| 405D-2A | 39     | Tab Collar Adhesive w/ Damper - for 2" Ductboard           | 927     | 71     | Rain Cap - Round Style              |
| 406A    | 39     | Saddle Style Adhesive - Plain                              | 1200    | 50     | Roof Flashing                       |
| 406AD   | 39     | Saddle Style Adhesive w/ Damper                            | 2500    | 63     | Black Polyethylene Duct             |
| 406AS   | 39     | Saddle Style Adhesive w/ Scoop                             | 2500-S  | 63     | Metalized Polyester Duct            |
| 406ASD  | 39     | Saddle Style Adhesive w/ Scoop & Damper                    | 2500-UI | 63     | Polyester Connector                 |
| 408A    | 39     | Conical Adhesive - Plain                                   | 3109NF  | 67     | Insulated Boxes                     |
| 408AD   | 39     | Conical Adhesive w/ Damper                                 | 3209NF  | 67     | Insulated Boxes                     |
| 408ADSO | 39     | Conical Adhesive w/ Damper and Standoff                    | 3309NF  | 67     | Insulated Boxes                     |
| 408AS   | 39     | Conical Adhesive w/ Scoop                                  | 3409NF  | 67     | Insulated Boxes                     |
| 408ASD  | 39     | Conical Adhesive w/ Scoop & Damper                         | 3500F   | 67     | Insulated Boxes                     |
| 500-0   | 43     | 60" Oval Pipe  | 3500FA  | 69     | Insulated Boxes                     |
| 501-0   | 43     | 100" Oval Pipe   | 3500FS  | 68     | Insulated Boxes                     |
| 502-0   | 43     | Vertical Oval Elbow  | 3500NF  | 67     | Insulated Boxes                     |
| 502-0F  | 43     | Flat Oval Elbow  | 3500NFS | 69     | Insulated Boxes                     |
| 503-0   | 43     | Vertical Oval Angle  | 3506F   | 67     | Insulated Boxes                     |
| 503-0F  | 43     | Flat Oval Angle  | 3506NF  | 68     | Insulated Boxes                     |
| 504-0   | 44     | Round to Oval End Boot                                     | 3506TF  | 68     | Insulated Boxes                     |
| 505-0   | 44     | Round to Oval 90° Boot                                     | 3600F   | 67     | Insulated Boxes                     |
| 506-0   | 44     | Round to Oval Straight Boot                                | 3600F8  | 67     | Insulated Boxes                     |
| 507-0   | 46     | Oval Stackhead   | 3600FA  | 69     | Insulated Boxes                     |
| 5070D   | 46     | Double Oval Stackhead                                      | 3600FA8 | 69     | Insulated Boxes                     |
| 507NO   | 46     | Oval Stackhead - Box Portion Only                          |         |        |                                     |
| 508-0   | 46     | Oval Straight Stack Boot                                   |         |        |                                     |
| 509-0   | 47     | Oval 45° Register Box                                      |         |        |                                     |
| 510-0   | 47     | Oval 90° Register Box                                      |         |        |                                     |
| 511-0   | 44     | Oval to Oval Reverse Boot                                  |         |        |                                     |
| 512-0   | 43     | 112" Oval Pipe   |         |        |                                     |

Items in blue are noted in the additional information column on the page number listed. Picture available upon request.

# Product Number Index

| Part #     | Page # | Product Description   | Part #     | Page # | Product Description             |
|------------|--------|---|------------|--------|---------------------------------|
| 3600FS     | 68     | Insulated Boxes   | SP310      | 73     | End Cap                         |
| 3600FS8    | 68     | Insulated Boxes   | SP311      | 73     | Reducer                         |
| 3600NF     | 67     | Insulated Boxes   | SP45SAD    | 72     | 45° Saddle                      |
| 3600NF8    | 67     | Insulated Boxes   | SP90SAD    | 72     | 90° Saddle                      |
| 3600NFS    | 69     | Insulated Boxes   | SPC        | 73     | Coupling                        |
| 3600NFS8   | 69     | Insulated Boxes   | SPST       | 73     | Perimeter Saddle Tee            |
| 3606F      | 67     | Insulated Boxes   | SS         | 64     | Silver Pipe Sleeve              |
| 3606F8     | 67     | Insulated Boxes   | STOVEBOARD | 62     | UL/Non-UL Stoveboards           |
| 3606NF     | 68     | Insulated Boxes   | TEL        | 54     | Telescopic Pipe                 |
| 3606NF8    | 68     | Insulated Boxes   | TOP        | 15     | Plenum Top                      |
| 3606TF     | 68     | Insulated Boxes   | U-CHANNEL  | 11     | U-Channel                       |
| 3606TF8    | 68     | Insulated Boxes   | WASHERS    | 65     | Washers for Handles & Wing Nuts |
| 3700F      | 69     | Insulated Boxes   | WDG-30     | 12     | Galvanized Wedge                |
| 3700NF     | 68     | Insulated Boxes   | WDGO-30    | 12     | Galvanized Wedge w/ Outlet      |
| 3706NF     | 68     | Insulated Boxes   |            |        |                                 |
| 3800F      | 69     | Insulated Boxes   |            |        |                                 |
| 3800F8     | 69     | Insulated Boxes   |            |        |                                 |
| 3800NF     | 68     | Insulated Boxes   |            |        |                                 |
| 3800NF8    | 68     | Insulated Boxes   |            |        |                                 |
| 3806NF     | 68     | Insulated Boxes   |            |        |                                 |
| 3806NF8    | 68     | Insulated Boxes   |            |        |                                 |
| 5020       | 65     | Stove Pipe Screws   |            |        |                                 |
| BAP        | 60     | Black Ash Pail  |            |        |                                 |
| BAP-KIT    | 60     | Black Ash Pail w/ Shovel  |            |        |                                 |
| BLK-HODSET | 59     | Black Coal Hod & Shovel   |            |        |                                 |
| BRB        | 37     | Basement Register Boot  |            |        |                                 |
| BS         | 63     | Black Pipe Sleeve   |            |        |                                 |
| CAF        | 14     | Cold Air Frame  |            |        |                                 |
| CANVAS     | 13     | MBX Canvas  |            |        |                                 |
| CANVAS-JBX | 13     | JBX Canvas  |            |        |                                 |
| CID        | 60     | Cast Iron Damper  |            |        |                                 |
| CLEATMAT   | 66     | Cleat Material  |            |        |                                 |
| DOOR       | 61     | Galvanized Clean Out Door   |            |        |                                 |
| DOOR-CI    | 61     | Cast Iron Clean Out Door  |            |        |                                 |
| DRIVE      | 11     | Drive Cleats  |            |        |                                 |
| DUCTULATOR | 66     | Ductulator  |            |        |                                 |
| FANN       | 65     | Room to Room Fan  |            |        |                                 |
| FC         | 63     | Foil Connector Duct   |            |        |                                 |
| FLUESTOP   | 61     | Fluestops   |            |        |                                 |
| FR1        | 15     | Premium Style Filter Rack - Top Entry   |            |        |                                 |
| FR2        | 15     | Filter Rack w/ Notches - Side Entry   |            |        |                                 |
| FR3        | 15     | Economy Style Filter Rack - Side Entry  |            |        |                                 |
| GNV        | 51     | Gooseneck Vent  |            |        |                                 |
| GOLD       | 60     | Gold Trim Collar  |            |        |                                 |
| HANDLES    | 65     | Damper Handles  |            |        |                                 |
| HOD        | 59     | Coal Hods   |            |        |                                 |
| HOSE       | 51     | Hose  |            |        |                                 |
| MAGNET     | 14     | Magnet - 100' Roll  |            |        |                                 |
| MH         | 64     | Mobile Home Duct  |            |        |                                 |
| NUTS       | 65     | Wing Nuts   |            |        |                                 |
| PAN        | 14     | Drain Pans  |            |        |                                 |
| PANEL      | 15     | Plenum Panel  |            |        |                                 |
| RO         | 7      | Radius Offset   |            |        |                                 |
| SADDLE-45  | 28     | 45° Vent Saddle   |            |        |                                 |
| SADDLE-90  | 28     | 90° Vent Saddle   |            |        |                                 |
| SC         | 29     | Sleeve Connector  |            |        |                                 |
| SDA-5      | 16     | Slide & Drive Cold Air Boot w/ Adhesive for 5" Filter - Top Load                |            |        |                                 |
| SDA-5U     | 16     | Slide & Drive Cold Air Boot w/ Adhesive for 5" Filter - Universal Side Load     |            |        |                                 |
| SDKA-5     | 17     | Slide & Drive Cold Air Boot Kit w/ Adhesive for 5" Filter - Top Load            |            |        |                                 |
| SDKA-5U    | 16     | Slide & Drive Cold Air Boot Kit w/ Adhesive for 5" Filter - Universal Side Load |            |        |                                 |
| SDKAC5     | 16     | Slide & Drive Cold Air Boot Kit w/ Adhesive for 5" Filter w/ Canvas Connector   |            |        |                                 |
| SHOVEL     | 59     | Shovels   |            |        |                                 |
| SLA-5      | 18     | Snap Lock Cold Air Boot for 5" Filter - Top Load                                |            |        |                                 |
| SLA-5U     | 18     | Snap Lock Cold Air Boot for 5" Filter - Universal Side Load                     |            |        |                                 |
| SLKA-5     | 19     | Snap Lock Cold Air Boot Cold Air Boot Kit w/ Adhesive for 5" Filter - Top Load  |            |        |                                 |
| SLKA-5U    | 18     | Snap Lock Cold Air Boot Kit w/ Adhesive for 5" Filter - Universal Side Load     |            |        |                                 |
| SLKAC5     | 18     | Snap Lock Cold Air Boot Kit w/ Adhesive for 5" Filter w/ Canvas Connector       |            |        |                                 |
| SP301      | 72     | Spiral Pipe   |            |        |                                 |
| SP302      | 72     | 90° Elbow   |            |        |                                 |
| SP303      | 72     | 45° Angle   |            |        |                                 |
| SP304      | 73     | 90° Tee   |            |        |                                 |
| SP306      | 73     | 45° Tee   |            |        |                                 |

Items in blue are noted in the additional information column on the page number listed. Picture available upon request.

# Product Name Index

| Product Name                  | Part #     | Page # | Product Name           | Part #   | Page # |
|-------------------------------|------------|--------|------------------------|----------|--------|
| Accessories - Hearth .....    | 5020       | 65     | Boot - Stack .....     | BRB      | 37     |
|                               | BAP        | 60     |                        | 110S     | 23     |
|                               | BAP-KIT    | 60     |                        | 112S     | 23     |
|                               | BLK-HODSET | 59     |                        | 112SL    | 23     |
|                               | DOOR       | 61     |                        | 112SR    | 23     |
|                               | DOOR-CI    | 61     | Boxes.....             | 113S     | 23     |
|                               | FANN       | 65     |                        | 319      | 41     |
|                               | FLUESTOP   | 61     |                        | 320      | 41     |
|                               | HOD        | 59     |                        | 320NO    | 42     |
| Accessories - HVAC.....       | SHOVEL     | 59     |                        | 320S     | 41     |
|                               | 185        | 11     |                        | 320T     | 42     |
|                               | CANVAS     | 13     |                        | 320TE    | 42     |
|                               | CANVAS-JBX | 13     |                        | 509-0    | 47     |
|                               | DUCTULATOR | 66     |                        | 510-0    | 47     |
|                               | HANDLES    | 65     | Cap - Shanty .....     | 532-S    | 48     |
|                               | MAGNET     | 14     |                        | 327      | 49     |
|                               | NUTS       | 65     |                        | 327A     | 49     |
|                               | U-CHANNEL  | 11     |                        | 327R     | 49     |
| Adapters.....                 | WASHERS    | 65     |                        | 327RS    | 49     |
|                               | 114A       | 21     |                        | 927      | 71     |
|                               | 115B       | 21     | Cap - Stack.....       | 117SET   | 21     |
|                               | 620        | 57     | Cap - Trunk.....       | 186SNP   | 10     |
| Adhesive - Conical .....      | 408A       | 39     |                        | 187SET   | 10     |
|                               | 408AD      | 39     |                        | 187SETSD | 7      |
|                               | 408ADSO    | 39     | Cap/Plug - Round ..... | 309      | 27     |
|                               | 408AS      | 39     |                        | 309H     | 27     |
|                               | 408ASD     | 39     |                        | 310      | 27     |
| Adhesive - Round.....         | 400A       | 39     |                        | 310H     | 27     |
|                               | 400AD      | 39     |                        | 909      | 71     |
|                               | 400AS      | 39     |                        | 910      | 71     |
|                               | 400ASD     | 39     |                        | 603LE    | 55     |
| Adhesive - Saddle .....       | 406A       | 39     |                        | 603LEH   | 55     |
|                               | 406AD      | 39     |                        | 603SE    | 55     |
|                               | 406AS      | 39     |                        | 603SEH   | 55     |
|                               | 406ASD     | 39     | Ceiling Outlet .....   | 321      | 28     |
| Angle - Oval .....            | 503-0      | 43     | Cold Air Frame.....    | CAF      | 14     |
|                               | 503-0F     | 43     | Cold Air Kit.....      | 189K     | 18     |
| Angle - Round.....            | 303        | 25     |                        | 189KA    | 18     |
|                               | 603        | 55     |                        | 189K-C   | 18     |
|                               | 903        | 70     |                        | 189SDK   | 16     |
| Angle - Stack.....            | 121        | 20     |                        | 189SDKA  | 16     |
|                               | 123        | 21     |                        | 189SDK-C | 16     |
| Angle - Trunk .....           | 121        | 8      |                        | SDKA-5   | 17     |
|                               | 121SD      | 6      |                        | SDKA-5U  | 16     |
|                               | 123        | 8      |                        | SDKAC5   | 16     |
|                               | 123SD      | 6      |                        | SLKA-5   | 19     |
| Boot - Cold Air .....         | 189        | 18     |                        | SLKA-5U  | 18     |
|                               | 189A       | 18     |                        | SLKAC5   | 18     |
|                               | 189SD      | 16     | Collar - Oval .....    | 513-0    | 45     |
|                               | 189SDA     | 16     |                        | 513-NC   | 45     |
|                               | 199S       | 19     |                        | 513FG    | 45     |
|                               | 199S-36    | 19     | Collar - Round.....    | 313FGD   | 34     |
|                               | 199SDS     | 17     |                        | 313FGH   | 34     |
|                               | 199SDS-36  | 17     |                        | 313LE    | 34     |
|                               | 199SDT     | 17     |                        | 313SE    | 34     |
|                               | 199SDT-36  | 17     |                        | 325      | 29     |
|                               | 199T       | 19     |                        | 326      | 29     |
|                               | 199T-36    | 19     |                        | 330      | 49     |
|                               | SDA-5      | 16     |                        | 335      | 50     |
|                               | SDA-5U     | 16     |                        | 605      | 56     |
|                               | SLA-5      | 18     |                        | 907      | 70     |
|                               | SLA-5U     | 18     |                        | GOLD     | 60     |
| Boot - Oval .....             | 504-0      | 44     | Collar - Stack .....   | 141      | 21     |
|                               | 505-0      | 44     | Collar - Trunk .....   | 141      | 9      |
|                               | 506-0      | 44     |                        | 141A     | 9      |
|                               | 508-0      | 46     |                        | 141SD    | 7      |
|                               | 511-0      | 44     |                        | 141SDA   | 7      |
|                               | 520-0      | 47     |                        | 151      | 10     |
|                               | 522-0      | 47     |                        | 151A     | 10     |
|                               | 523-0      | 47     |                        | 151SD    | 7      |
|                               | 610        | 57     |                        | 151SDA   | 7      |
|                               | 610-3PC    | 57     | Connector .....        | 50       | 13     |
| Boot - Radiation Damper ..... | 110CRD     | 66     |                        | 60       | 13     |
|                               | 112CRD     | 66     |                        | 70       | 13     |
|                               | 113CRD     | 66     |                        | 332      | 29     |
| Boot - Register.....          | 110R       | 37     |                        |          |        |
|                               | 112R       | 37     |                        |          |        |
|                               | 112RL      | 37     |                        |          |        |
|                               | 112RR      | 37     |                        |          |        |
|                               | 113A       | 37     |                        |          |        |
|                               | 113R       | 37     |                        |          |        |

Items in blue are noted in the additional information column on the page number listed. Picture available upon request.

# Product Name Index

| Product Name          | Part #   | Page # | Product Name                   | Part #    | Page # |
|-----------------------|----------|--------|--------------------------------|-----------|--------|
|                       | 606      | 56     |                                | 3806NF8   | 68     |
|                       | SC       | 29     | Offset - Trunk .....           | RO        | 7      |
| Damper - Round .....  | 314D     | 27     | Pans .....                     | 317       | 40     |
|                       | 314S     | 27     |                                | 317-2     | 40     |
|                       | CID      | 60     |                                | 317RP     | 40     |
| Damper - Trunk .....  | 184      | 11     |                                | 318       | 40     |
| Drain Pans .....      | PAN      | 14     | Panning .....                  | 323       | 14     |
| Drawband .....        | 316      | 28     | Pipe - Oval .....              | 500-0     | 43     |
|                       | 616      | 57     |                                | 501-0     | 43     |
| Drives/Cleats .....   | 324      | 11     |                                | 512-0     | 43     |
|                       | 324S     | 11     | Pipe - Round .....             | 300       | 24     |
|                       | CLEATMAT | 66     |                                | 300A      | 24     |
|                       | DRIVE    | 11     |                                | 300C      | 24     |
| Duct - Trunk .....    | 125      | 8      |                                | 301       | 24     |
|                       | 125KC    | 8      |                                | 301120    | 25     |
|                       | 125SD    | 6      |                                | 600       | 54     |
| Elbow - Oval .....    | 502-0    | 43     |                                | 600A      | 54     |
|                       | 502-0F   | 43     |                                | 600B      | 54     |
| Elbow - Round .....   | 302      | 25     |                                | 600D      | 54     |
|                       | 302C     | 25     |                                | 618       | 54     |
|                       | 602      | 55     |                                | 800       | 52     |
|                       | 602C     | 55     |                                | 860       | 52     |
|                       | 802      | 52     |                                | 900       | 70     |
| Elbow - Stack .....   | 902      | 70     |                                | 900A      | 70     |
|                       | 120      | 20     |                                | 900B      | 70     |
|                       | 122      | 20     |                                | 900C      | 70     |
|                       | 126      | 22     |                                | 901       | 70     |
|                       | 127      | 22     | Plenum .....                   | TEL       | 54     |
|                       | 128      | 22     | Plenum Accessories .....       | 188       | 15     |
| Elbow - Trunk .....   | 120      | 8      |                                | PANEL     | 15     |
|                       | 120SD    | 6      |                                | TOP       | 15     |
|                       | 122      | 8      | Reducer - Trunk .....          | 190       | 6      |
|                       | 122SD    | 6      |                                | 190S      | 9      |
| Filter Rack .....     | FR1      | 15     |                                | 200       | 9      |
|                       | FR2      | 15     |                                | 200SD     | 7      |
|                       | FR3      | 15     | Reducer/Inceaser - Round ..    | 311       | 26     |
| Flexible Duct .....   | 2500     | 63     |                                | 311F      | 26     |
|                       | 2500-S   | 63     |                                | 311P      | 26     |
|                       | 2500-UI  | 63     |                                | 311PF     | 26     |
|                       | BS       | 63     |                                | 312       | 26     |
|                       | FC       | 63     |                                | 312F      | 26     |
|                       | MH       | 64     |                                | 611       | 58     |
|                       | SS       | 64     |                                | 611P      | 58     |
| Insulated Boxes ..... | 3109NF   | 67     |                                | 612       | 58     |
|                       | 3209NF   | 67     |                                | 911       | 71     |
|                       | 3309NF   | 67     |                                | 911P      | 71     |
|                       | 3409NF   | 67     |                                | 912       | 71     |
|                       | 3500F    | 67     | Saddles .....                  | SADDLE-45 | 28     |
|                       | 3500FA   | 69     |                                | SADDLE-90 | 28     |
|                       | 3500FS   | 68     | Slip Joints .....              | 607LE     | 56     |
|                       | 3500NF   | 67     |                                | 607SE     | 56     |
|                       | 3500NFS  | 69     | Spin Fitting - Ductboard ..... | 400D      | 36     |
|                       | 3506F    | 67     |                                | 401D      | 36     |
|                       | 3506NF   | 68     |                                | 402D      | 36     |
|                       | 3506TF   | 68     | Spin Fitting - Metal .....     | 403D      | 36     |
|                       | 3600F    | 67     |                                | 400M      | 36     |
|                       | 3600F8   | 67     |                                | 401M      | 36     |
|                       | 3600FA   | 69     |                                | 402M      | 36     |
|                       | 3600FA8  | 69     |                                | 403M      | 36     |
|                       | 3600FS   | 68     | Spiral .....                   | SP301     | 72     |
|                       | 3600FS8  | 68     |                                | SP302     | 72     |
|                       | 3600NF   | 67     |                                | SP303     | 72     |
|                       | 3600NF8  | 67     |                                | SP304     | 73     |
|                       | 3600NFS  | 69     |                                | SP306     | 73     |
|                       | 3600NFS8 | 68     |                                | SP310     | 73     |
|                       | 3606F    | 67     |                                | SP311     | 73     |
|                       | 3606F8   | 67     |                                | SP45SAD   | 72     |
|                       | 3606NF   | 68     |                                | SP90SAD   | 72     |
|                       | 3606NF8  | 68     |                                | SPC       | 73     |
|                       | 3606TF   | 68     | Stackheads .....               | SPST      | 73     |
|                       | 3606TF8  | 68     |                                | 100       | 23     |
|                       | 3700F    | 69     |                                | 101       | 23     |
|                       | 3700NF   | 68     |                                | 102       | 23     |
|                       | 3706NF   | 68     |                                | 103       | 23     |
|                       | 3800F    | 69     |                                | 104       | 23     |
|                       | 3800F8   | 69     |                                |           |        |
|                       | 3800NF   | 68     |                                |           |        |
|                       | 3800NF8  | 68     |                                |           |        |
|                       | 3800NF8  | 69     |                                |           |        |
|                       | 3806NF   | 68     |                                |           |        |

Items in blue are noted in the additional information column on the page number listed. Picture available upon request.

# Product Name Index

| Product Name                | Part #     | Page # | Product Name        | Part # | Page # |
|-----------------------------|------------|--------|---------------------|--------|--------|
|                             | 104-11     | 23     |                     |        |        |
|                             | 104E       | 23     |                     |        |        |
| Stackhead - Oval .....      | 507-0      | 46     |                     |        |        |
|                             | 5070D      | 46     |                     |        |        |
|                             | 507NO      | 46     |                     |        |        |
| Stoveboards.....            | STOVEBOARD | 62     |                     |        |        |
| Support Boxes.....          | 189ISB     | 14     |                     |        |        |
|                             | 189SB      | 13     |                     |        |        |
|                             | 189SBD     | 13     |                     |        |        |
|                             | 189SBDR    | 13     |                     |        |        |
|                             | 189VSB     | 13     |                     |        |        |
| Tab Collars .....           | 404D       | 35     |                     |        |        |
|                             | 404D-2     | 35     |                     |        |        |
|                             | 405D       | 35     |                     |        |        |
|                             | 405D-2     | 35     |                     |        |        |
| Tab Collars - Adhesive..... | 404D-A     | 39     |                     |        |        |
|                             | 404D-2A    | 39     |                     |        |        |
|                             | 405D-A     | 39     |                     |        |        |
|                             | 405D-2A    | 39     |                     |        |        |
| Takeoff.....                | 161        | 32     |                     |        |        |
|                             | 161D       | 32     |                     |        |        |
|                             | 161FG      | 34     |                     |        |        |
|                             | 161FGD     | 34     |                     |        |        |
|                             | 161FGDE    | 34     |                     |        |        |
|                             | 161FGE     | 34     |                     |        |        |
|                             | 163        | 33     |                     |        |        |
|                             | 181        | 33     |                     |        |        |
|                             | 181FG      | 34     |                     |        |        |
|                             | 191        | 33     | (Discontinued Item) |        |        |
|                             | 201        | 33     |                     |        |        |
| Takeoff - Adhesive.....     | 161A       | 38     |                     |        |        |
|                             | 161AD      | 38     |                     |        |        |
|                             | 163A-R     | 38     |                     |        |        |
|                             | 163AD-R    | 38     |                     |        |        |
|                             | 163A-SQ    | 38     |                     |        |        |
|                             | 163AD-SQ   | 38     |                     |        |        |
|                             | 181A       | 38     |                     |        |        |
|                             | 181AD      | 38     |                     |        |        |
|                             | 201A       | 38     |                     |        |        |
| Takeoff - Oval.....         | 561-0      | 45     |                     |        |        |
| Takeoff - Stack.....        | 176        | 22     |                     |        |        |
|                             | 177        | 22     |                     |        |        |
| Tee - Perimeter.....        | 308        | 31     |                     |        |        |
| Tee - Reducing.....         | 305        | 30     |                     |        |        |
|                             | 305ST      | 30     |                     |        |        |
| Tee - Round.....            | 304-12     | 30     |                     |        |        |
|                             | 304-15     | 30     |                     |        |        |
|                             | 304-18     | 30     |                     |        |        |
|                             | 304-24     | 30     |                     |        |        |
|                             | 304-EZ     | 30     |                     |        |        |
|                             | 306A       | 31     |                     |        |        |
|                             | 604        | 56     |                     |        |        |
|                             | 904        | 70     |                     |        |        |
| Tee - Tapered .....         | 306        | 31     |                     |        |        |
|                             | 306ST      | 31     |                     |        |        |
| Tee - Wye.....              | 307        | 31     |                     |        |        |
| Thimble.....                | 315        | 27     |                     |        |        |
|                             | 315A       | 28     |                     |        |        |
| Transition - Trunk .....    | 80L        | 9      |                     |        |        |
|                             | 80LSD      | 7      |                     |        |        |
|                             | 81C        | 9      |                     |        |        |
|                             | 81CA       | 9      |                     |        |        |
|                             | 81CSD      | 7      |                     |        |        |
|                             | 81CSDA     | 7      |                     |        |        |
|                             | 82R        | 9      |                     |        |        |
|                             | 82RSD      | 7      |                     |        |        |
| Venting .....               | 328        | 50     |                     |        |        |
|                             | 328S       | 50     |                     |        |        |
|                             | 329        | 50     |                     |        |        |
|                             | 350        | 51     |                     |        |        |
|                             | 352        | 51     |                     |        |        |
|                             | 801        | 52     |                     |        |        |
|                             | 804-A      | 53     |                     |        |        |
|                             | 805        | 53     |                     |        |        |
|                             | 806        | 53     |                     |        |        |
|                             | 807        | 52     |                     |        |        |
|                             | 1200       | 50     |                     |        |        |
|                             | GNV        | 51     |                     |        |        |
|                             | HOSE       | 51     |                     |        |        |
| Wallstack.....              | 124        | 20     |                     |        |        |
| Wedge.....                  | WDG-30     | 12     |                     |        |        |
|                             | WDGO-30    | 12     |                     |        |        |

Items in blue are noted in the additional information column on the page number listed. Picture available upon request.