

# Table of Contents

<b>Dedication .....</b>	<b>1</b>
<b>Company Timeline .....</b>	<b>2</b>
<b>General Information.....</b>	<b>4</b>
<b>Table of Contents.....</b>	<b>5</b>
<b>Slide &amp; Drive Trunk Duct &amp; Fittings.....</b>	<b>6</b>
<b>Snap Lock Trunk Duct &amp; Fittings.....</b>	<b>8</b>
<b>Trunk Duct Accessories.....</b>	<b>11</b>
<b>Plenums &amp; Return Air Products .....</b>	<b>13</b>
<b>Slide &amp; Drive Cold Air Boots &amp; Kits .....</b>	<b>16</b>
<b>Snap Lock Cold Air Boots &amp; Kits .....</b>	<b>18</b>
<b>Wallstack &amp; Fittings .....</b>	<b>22</b>
<b>Pipe, Elbows &amp; Accessories.....</b>	<b>24</b>
<b>Tees .....</b>	<b>30</b>
<b>Round Takeoffs &amp; Collars .....</b>	<b>32</b>
<b>Register Boots .....</b>	<b>37</b>
<b>Adhesive Takeoffs.....</b>	<b>38</b>
<b>Pans &amp; Register Boxes.....</b>	<b>40</b>
<b>Oval Pipe &amp; Fittings .....</b>	<b>43</b>
<b>Venting &amp; Roof Products .....</b>	<b>49</b>
<b>Aluminum .....</b>	<b>52</b>
<b>24ga Black Pipe, Elbows &amp; Fittings .....</b>	<b>54</b>
<b>Stove &amp; Fireplace Accessories.....</b>	<b>59</b>
<b>Stoveboards.....</b>	<b>62</b>
<b>Flexible Duct.....</b>	<b>63</b>
<b>Miscellaneous Products and Accessories .....</b>	<b>65</b>
<b>Insulated Boxes .....</b>	<b>67</b>
<b>24ga Stainless Steel Pipe &amp; Fittings .....</b>	<b>70</b>
<b>Galvanized Spiral Pipe &amp; Accessories.....</b>	<b>72</b>
<b>Galvanized Warm Air System .....</b>	<b>74</b>
<b>Flue Pipe System .....</b>	<b>76</b>
<b>Black Pipe System .....</b>	<b>77</b>
<b>Trunk Duct Style Comparison .....</b>	<b>78</b>
<b>Product Number Index.....</b>	<b>79</b>
<b>Product Name Index .....</b>	<b>82</b>

# Slide & Drive Trunk Duct & Fittings

## 125SD Slide & Drive Trunk Duct



All 6" and 12" depth trunk duct are as ordered and unboxed

All 30", 36" and 96" long trunk are as ordered and unboxed

48" and 60" lengths are packaged as follows:

Widths 8" thru 12" boxed 10 joints per

Widths 14" thru 24" boxed 6 joints per

(Above lengths available as ordered and unboxed (125SDUB) upon request)

\*\*\* 2 pieces = 1 joint

\*\*\* When ordering/inquiring please reference size as width x depth x length


Also available:  
• containerized  
• racked-boxed  
• racked-unboxed

For additional requirements please contact us for further information


See page 78 for Trunk Duct Style Comparison

<u>Width Sizes</u>	<u>Depth Sizes</u>	<u>Lengths</u>
6" thru 24"	6"	30" - 36" - 48" - 60" - 96"
8" thru 24"	8"	30" - 36" - 48" - 60" - 96"
10" thru 24"	10"	30" - 36" - 48" - 60" - 96"
12" thru 24"	12"	30" - 36" - 48" - 60" - 96"

## 120SD Slide & Drive Trunk Elbow - Shortway



## 121SD Slide & Drive Trunk Angle - Shortway



### Width Sizes (W) Depth Sizes (D)

6" thru 24"	6"
8" thru 24"	8"
10" thru 24"	10"
12" thru 24"	12"


Also available Knocked Down (-K)

Packaged as Ordered


Also available with Square Throat (-SQ)

Each fitting shipped with drives and cleats

## 122SD Slide & Drive Trunk Elbow - Longway



## 123SD Slide & Drive Trunk Angle - Longway



### Product Number w/ Description

#### 190 Slide & Drive Trunk Duct Reducer









### Size & Quantity

Available for x6", x10", and x12"  
trunk duct  
Packaged one per

### Additional Information

When ordering/  
inquiring please  
state size  
reducing from  
and then size  
reducing to  
(ie: 24"x10" to  
20"x8")

# Slide & Drive Trunk Duct & Fittings

Product Number w/ Description	Size & Quantity	Additional Information
<b>200SD</b> Slide & Drive Trunk Duct Reducer/Incraser	 <p>2" to 8"  <i>Packaged 12 per carton</i></p> <p>Sizes also available in:            x6" (x6-200SD)            x10" (x10-200SD)            x12" (x12-200SD)  <i>Packaged as ordered</i></p>	
<b>81CSD</b> Slide & Drive Trunk Transition – Center	 <p>8"x8" to 24"x8"  <i>Packaged 2 per carton (except 22" – A/O)</i></p> <p>Sizes also available in x6", x10",            and x12"  <i>Packaged as ordered</i></p>	<p>Available in left            (80LSD) and right            (82RSD)</p> <p>Available with            Adhesive            (81CSDA)</p> <p>Standard 2" rise</p>
<b>141SD</b> Slide & Drive Trunk Duct Straight Start Collar	 <p>8"x8" to 24"x8"  <i>Packaged 5 per carton (except 22" – A/O)</i></p> <p>Sizes also available in x6", x10",            and x12"  <i>Packaged as ordered</i></p>	<p>Available with            Adhesive (141SDA)</p>
<b>151SD</b> Slide & Drive Trunk Duct Offset Start Collar	 <p>8"x8" to 24"x8"  <i>Packaged 6 per carton (except 22" – A/O)</i></p> <p>Sizes also available in x6", x10",            and x12"  <i>Packaged as ordered</i></p>	<p>Available with            Adhesive            (151SDA)</p> <p>Standard 2" rise</p>
<b>187SETSD</b> Slide & Drive Set In Cap	 <p>8x8 thru 24x8  <i>Packaged 10 per bundle (except 22" - A/O)</i></p> <p>Sizes also available in x6", x10",            and x12"  <i>Packaged as ordered</i></p>	
<b>RO</b> Radius Offset	 <p>8"x8" thru 24"x8"  <i>Packaged as ordered</i></p> <p>Sizes also available in x6", x10",            and x12"  <i>Packaged as ordered</i></p>	<p>Standard 6" rise</p>

# Snap Lock Trunk Duct & Fittings

## 125

Snap Lock Trunk  
Duct



All Snap Lock trunk is shipped loose and unboxed

\*\*\* Also available in King Cleat (125KC)


\*\*\* 2 pieces = 1 joint

\*\*\* When ordering/inquiring please reference size as  
width x depth x length

<u>Width Sizes</u>	<u>Depth Sizes</u>	<u>Lengths</u>
6" thru 24"	6"	17½" - 33½" - 49½" - 60"
8" thru 24"	8"	17½" - 33½" - 49½" - 60"
10" thru 24"	10"	17½" - 33½" - 49½" - 60"
12" thru 24"	12"	17½" - 33½" - 49½" - 60"

## 125KC

King Cleat Trunk  
Duct



\*\*\* Net Trunk lengths:  
17½" (16"), 33½" (32"),  
49½" (48"), 60" (58½")

See page 78 for Trunk Duct Style Comparison

## 120

Snap Lock Trunk  
Elbow - Shortway



## 121

Snap Lock Trunk  
Angle - Shortway



### Width Sizes (W) Depth Sizes (D)


6" thru 24"	6"
8" thru 24"	8"
10" thru 24"	10"
12" thru 24"	12"

Also available Knocked Down (-K)

Packaged as Ordered

## 122

Snap Lock Trunk  
Elbow - Longway



## 123

Snap Lock Trunk  
Angle - Longway





# Snap Lock Trunk Duct & Fittings

## Product Number w/ Description

## Size & Quantity

## Additional Information


**190S**  
Snap Lock Trunk Duct  
Reducer



Available for x6", x8", x10" and  
x12" trunk duct  
*Packaged one per*

When ordering/  
inquiring please  
state size reducing  
from and then size  
reducing to (ie:  
24"x10" to 20"x8")

**200**  
Snap Lock Trunk Duct  
Reducer/Incraser



2" thru 8"  
*Packaged 12 per carton*

Sizes also available in:  
x6" (x6-200)  
x10" (x10-200)  
x12" (x12-200)  
*Packaged as ordered*

**81C**  
Snap Lock Trunk  
Transition – Center



8"x8" to 24"x8"  
*Packaged 2 per carton*  
*(except 22" – A/O)*

Sizes also available in x6",  
x10", and x12"  
*Packaged as ordered*

Available in left  
(80L) and right  
(82R)

Available with  
Adhesive (81CA)

**141**  
Snap Lock Trunk Duct  
Straight Start Collar



8"x8" to 24"x8"  
*Packaged 5 per carton*  
*(except 22" – A/O)*

Sizes also available in x6", x10",  
and x12"  
*Packaged as ordered*

Available with  
Adhesive (141A)


# Snap Lock Trunk Duct & Fittings

## Product Number w/ Description

## Size & Quantity

## Additional Information

**151**  
Snap Lock Trunk Duct  
Offset Start Collar




8"x8" thru 24"x8"  
*Packaged 6 per carton  
(except 22" – A/O)*

Sizes also available in x6", x10",  
and x12"  
*Packaged as ordered*

Available with  
Adhesive (151A)

**187SET**  
Snap Lock Set In Cap



8"x8" thru 24"x8"  
*Packaged 10 per bundle  
(except 22" – A/O)*

Sizes also available in x6", x10",  
and x12"  
*Packaged as ordered*







**186SNP**  
Snap Lock End Cap



8"x8" thru 24"x8"  
*Packaged 10 per bundle  
(except 22" – A/O)*

Sizes also available in x6", x10", and x12"  
*Packaged as ordered*

# Trunk Duct Accessories

Product Number w/ Description	Size & Quantity	Additional Information
<b>184</b> Trunk Duct Volume Damper 	Available in all trunk duct sizes <i>Packaged as ordered</i>	
<b>185</b> Trunk Hanger 	Available in 8" <i>Packaged 250 per carton</i>	
<b>324</b> S-Cleat 	Available in 36", 48", 60", 96" and 120" lengths <i>Packaged 25 per bundle</i>  Available in all trunk duct depths <i>Packaged as ordered</i>	<b>Also available in 30ga (xx-324-30)</b>
<b>324S</b> Standing S-Cleat 	Available in 60" and 120" lengths  60" is available with ½" leg (324S) and 1" leg (324S-1)  120" only available with 1" leg (324S-1) <i>Packaged 10 per bundle</i>	
<b>DRIVE</b> Drive Cleats 	Available in 48", 60", 96" and 120" lengths <i>Packaged 20 per bundle</i>  Available in all trunk duct widths  6" – 50 per carton 8" – 200 per carton 10" – 50 per carton 12" – 50 per carton 14" and above packaged as ordered	<b>Also available in 30ga (xx-DRIVE-30)</b>
<b>U-CHANNEL</b> U-Channel 	Available in 1" x 1" x 1" or 2" x 2" x 2" 60" length <i>Packaged 10 per bundle</i>	


# Trunk Duct Accessories

## Product Number w/ Description

## Size & Quantity

## Additional Information

**WDG-30**  
Galvanized  
Wedge



**Standard wedge:**  
16"x16"x24", unlined and 30ga


Also available with insulated liner  
½" – LWDG1/230  
1" – LWDG130  
2" – LWDG230

*Packaged as ordered*

*Custom sizes available upon request*

All options also  
available in 26ga

**WDGO-30**  
Galvanized  
Wedge w/ Outlet



**Standard wedge:**  
16"x16"x24", unlined and 30ga w/ outlet

Also available with insulated liner  
½" – LWDGO-1/230  
1" – LWDGO-1/130  
2" – LWDGO-1/230

*Packaged as ordered*

*Custom sizes available upon request*

All options also  
available in 26ga

# Plenums & Return Air Products

## Product Number w/ Description

## Size & Quantity

## Additional Information

**50**  
Canvas Connector  
(Furnace to Plenum)



Available in all trunk duct sizes  
*Packaged as ordered*

Made with MBX

**60**  
Canvas Connector  
(Plenum to Duct)



Available in all trunk duct sizes  
*Packaged as ordered*

Made with MBX

**70**  
Canvas Connector  
(Duct to Duct)



Available in all trunk duct sizes  
*Packaged as ordered*

Made with MBX

**CANVAS-JBX**  
Canvas Connector




Available in 100' roll  
1 3/4" metal x 3" canvas x 1 3/4"  
metal

Metal section 28ga

Also available in:  
3" metal x 3"  
canvas x 3" metal  
(CANVAS)

Metal section 24ga

**189SB**  
Support Box



24"x8"  
(A = 30" B = 20")

25"x10"  
(A = 38" B = 26")


*All support boxes are 28" wide and  
10" high*

*Packaged 1 per carton*

Other styles available  
upon request

Also available with:  
• doors (189SBD)  
• drawer (189SBDR)

**189VSB**  
Vertical Support  
Box



Standard sizes

24"x14"  
28"x17 1/2"  
28"x21"  
28"x24 1/2"

18" high

*Packaged as ordered*


# Plenums & Return Air Products

**Product Number  
w/ Description**

**Size & Quantity**

**Additional  
Information**

**189ISB**  
Insulated  
Support Box



Standard sizes  
22"x18½" (189ISB-1)  
22"x21¼" (189ISB-2)  
26"x21¼" (189ISB-3)  
  
15" high  
*Packaged as ordered*

**MAGNET-2**  
Magnet - 100' Roll



Available in 100' roll

3" wide  
  
Thickness .060

**323**  
Panning




17"x30"  
*Packaged 25 per carton*  
  
32"x30"  
*Packaged 10 per carton*

**Panning Lock**



**CAF**  
Cold Air Frame



10"x6"  
12"x6"  
14"x6"  
*Packaged 50 per carton*  
  
24"x6"  
30"x6"  
*Packaged as ordered*

Also available in 10'  
lengths (120-CAF) –  
bundled 25 per

**PAN**  
Drain Pans



Standard sizes  
20"x49"  
26"x44"  
26"x46"  
30"x58"  
*Packaged as ordered*  
*Custom sizes available upon request*

All pans are 26ga  
Shipped with ¾" PVC fitting  
  
Shipped nested for  
added stability  
  
Also available with  
no hole


# Plenums & Return Air Products

**Product Number  
w/ Description**

**Size & Quantity**

**Additional  
Information**

**188**  
Plenum



Sized to order  
*Packaged individually  
banded*

Shipped knocked  
down – 4 sides  
and top

Plenums are made  
to your exact  
dimensions to fit  
equipment without  
trimming

\*\*\*Shown  
assembled

**TOP**  
Plenum Top



18"x18" thru 30"x30" – even sizes  
*Packaged as ordered*

Tops should be  
ordered to fit  
widest panel

**PANEL**  
Plenum Panel



Widths" 16" thru 30" – even sizes  
Heights: 28", 29", 30", 47", and 48"  
*Packaged as ordered*


Panels can be  
trimmed to fit  
smaller sizes

## Filter Racks


**FR1**  
Premium Style Filter  
Rack – Top Entry



**FR2**  
Filter Rack w/  
Notches – Side Entry



**FR3**  
Economy Style Filter  
Rack – Side Entry



**Available Sizes**

14x20x1  
14x25x1  
16x20x1  
16x25x1  
20x20x1  
20x25x1

**Packaged**

As ordered  
As ordered  
6 per carton  
6 per carton  
As ordered  
As ordered

**Packaged**

All sizes packaged  
as ordered


**Packaged**

All sizes packaged  
as ordered




# Slide & Drive Cold Air Boots & Kits

**189SD**  
Cold Air Boot



**189SDA**  
Adhesive Cold Air Boot



## Boot Sizes

16"x8"  
18"x8"  
20"x8"  
24"x8"  
20"x10"  
24"x10"  
24"x12"

## Filter Sizes

16"x18"x1"  
16"x18"x1"  
16"x20"x1"  
16"x25"x1"  
16"x20"x1"  
16"x25"x1"  
16"x25"x1"

All boots shipped with cover for filter slot

*Packaged 1 per carton*

**SDA-5**  
Cold Air Boot w/ Adhesive for 5" Filter – Top Load



**SDA-5U**  
Cold Air Boot w/ Adhesive for 5" Filter – Universal Side Load



## Boot Sizes

20"x8"  
24"x8"  
24"x8"  
20"x10"  
24"x10"  
24"x10"

## Filter Sizes

16"x20"x5"  
16"x25"x5"  
20"x25"x5"  
16"x20"x5"  
16"x25"x5"  
20"x25"x5"

All boots shipped with cover for filter slot

*Packaged 1 per carton*

*Specify boot size and filter size when ordering*

**189SDK**  
Cold Air Boot Kit



## Boot Sizes

16"x8"  
18"x8"  
20"x8"  
24"x8"  
20"x10"  
24"x10"  
24"x12"

## Filter Sizes

Fits 16"x18"x1" filter  
Fits 16"x18"x1" filter  
Fits 16"x20"x1" filter  
Fits 16"x25"x1" filter  
Fits 16"x20"x1" filter  
Fits 16"x25"x1" filter  
Fits 16"x25"x1" filter

Also available: 189SDK-C shipped with #60, canvas connector, to replace start collar  
189SDKA shipped with adhesive boot

*Packaged 1 kit per carton*

*Kit consists of: 2 joints of 36" trunk duct, 1 cold air boot and 1 start collar.*

# Slide & Drive Cold Air Boots & Kits

## SDKA-5

Cold Air Boot Kit  
w/ Adhesive for 5"  
Filter - Top Load



### Boot Sizes

20"x8"  
24"x8"  
24"x8"  
20"x10"  
24"x10"  
24"x10"

### Filter Sizes

Fits 16"x20"x5" filter  
Fits 16"x25"x5" filter  
Fits 20"x25"x5" filter  
Fits 16"x20"x5" filter  
Fits 16"x25"x5" filter  
Fits 20"x25"x5" filter

Also available:  
SDKAC5  
shipped with #60,  
canvas connector,  
to replace start  
collar

SDKA-5U  
shipped with 5"  
universal cold air  
boot

*Packaged 1 kit per carton*

*Specify boot size and filter size when  
ordering*

*Kit consists of: 2 joints of 36" trunk duct, 5"  
cold air boot and 1 start collar.*

## Slide & Drive Adhesive Cold Air Boots w/ Adjustable Rails (fits 1" thru 5" filters)

### 199SDS

Side Entry w/ Doors



### 199SDS-36

Side Entry w/ Doors 36" High



### Boot Sizes

20x8  
24x8  
24x8  
20x10  
24x10  
24x10

### Filter Sizes

16x20  
16x25  
20x25  
16x20  
16x25  
20x25


### 199SDT

Top Entry w/ Door




### 199SDT-36

Top Entry w/ Door 36" High



# Snap Lock Cold Air Boots & Kits

**189**  
Cold Air Boot



**189A**  
Adhesive Cold Air Boot



## Boot Sizes

16"x8"  
18"x8"  
20"x8"  
24"x8"  
20"x10"  
24"x10"  
24"x12"

## Filter Sizes

16"x18"x1"  
16"x18"x1"  
16"x20"x1"  
16"x25"x1"  
16"x20"x1"  
16"x25"x1"  
16"x25"x1"

All boots shipped with cover for filter slot

*Packaged 1 per carton*

**SLA-5**  
Cold Air Boot  
w/ adhesive  
for 5" Filter – Top  
Load



**SLA-5U**  
Cold Air Boot  
w/ adhesive  
for 5" Filter –  
Universal Side Load



## Boot Sizes

20"x8"  
24"x8"  
24"x8"  
20"x10"  
24"x10"  
24"x10"

## Filter Sizes

16"x20"x5"  
16"x25"x5"  
20"x25"x5"  
16"x20"x5"  
16"x25"x5"  
20"x25"x5"

All boots shipped with cover for filter slot

*Packaged 1 per carton*

*Specify boot size and filter size when ordering*

**189K**  
Cold Air Boot Kit



## Boot Sizes

16"x8"  
18"x8"  
20"x8"  
24"x8"  
20"x10"  
24"x10"  
24"x12"

## Filter Sizes

Fits 16"x18"x1" filter  
Fits 16"x18"x1" filter  
Fits 16"x20"x1" filter  
Fits 16"x25"x1" filter  
Fits 16"x20"x1" filter  
Fits 16"x25"x1" filter  
Fits 16"x25"x1" filter

Also available:  
189K-C  
shipped with #60,  
canvas connector,  
to replace start  
collar  
189KA  
shipped with  
adhesive boot

*Packaged 1 kit per carton*

*Kit consists of: 2 joints of 36" trunk duct, 1 cold air boot and 1 start collar.*

# Snap Lock Cold Air Boots & Kits

**SLKA-5**  
Cold Air Boot Kit  
w/ Adhesive for 5"  
Filter - Top Load



## Boot Sizes

20"x8"  
24"x8"  
24"x8"  
20"x10"  
24"x10"  
24"x10"

## Filter Sizes

Fits 16"x20"x5" filter  
Fits 16"x25"x5" filter  
Fits 20"x25"x5" filter  
Fits 16"x20"x5" filter  
Fits 16"x25"x5" filter  
Fits 20"x25"x5" filter

Also available:  
SLKAC5  
shipped with #60,  
canvas connector,  
to replace start  
collar  
**SLKA-5U**  
shipped with 5"  
universal cold air  
boot

*Packaged 1 kit per carton*

*Specify boot size and filter size when ordering*

*Kit consists of: 2 joints of 36" trunk duct, 5" cold air boot and 1 start collar.*

## **Snap Lock Adhesive Cold Air Boots w/ Adjustable Rails (fits 1" thru 5" filters)**

**199S**  
Side Entry w/ Doors



**199S-36**  
Side Entry w/ Doors 36" High



## Boot Sizes

20x8  
24x8  
24x8  
20x10  
24x10  
24x10

## Filter Sizes

16x20  
16x25  
20x25  
16x20  
16x25  
20x25

**199T**  
Top Entry w/ Door



**199T-36**  
Top Entry w/ Door 36" High



# Wallstack & Fittings

**124**  
Wallstack



Shown assembled



Shown as shipped  
Knocked Down

Slides together – No Hammering

*Packaged 5 per bundle and banded*

*Also available in Buttonlock Style (124BL)*

## Width Sizes

10" x 2 1/4"  
10" x 3 1/4"

12" x 2 1/4"  
12" x 3 1/4"

14" x 2 1/4"  
14" x 3 1/4"

## Lengths

6" – 12" – 24" – 30" – 36" – 48" – 60" –  
96" – 100"

6" – 12" – 24" – 30" – 36" – 48" – 60" –  
96" – 100"

6" – 12" – 24" – 30" – 36" – 48" – 60" –  
96" – 100"

## Product Number w/ Description

## Size & Quantity

## Additional Information

**120**  
Wallstack Elbow –  
Shortway



10" x 2 1/4"  
*Packaged 20 per*

10" x 3 1/4"  
*Packaged 22 per*

12" x 2 1/4", 3 1/4"  
*Packaged 20 per*

14" x 2 1/4", 3 1/4"  
*Packaged as ordered*

**121**  
Wallstack Angle –  
Shortway



10" x 2 1/4", 3 1/4"  
*Packaged 20 per*

12" x 2 1/4", 3 1/4"  
*Packaged 20 per*

14" x 2 1/4", 3 1/4"  
*Packaged as ordered*

**122**  
Wallstack Elbow –  
Longway



10" x 2 1/4", 3 1/4"  
*Packaged 6 per*

12" x 2 1/4", 3 1/4"  
*Packaged 6 per*

14" x 2 1/4", 3 1/4"  
*Packaged as ordered*


# Wallstack & Fittings

**Product Number  
w/ Description**

**Size & Quantity**

**Additional  
Information**

**123**  
Wallstack Angle –  
Longway



10" x 2 1/4", 3 1/4"  
*Packaged 6 per*

12" x 2 1/4", 3 1/4"  
*Packaged 6 per*

14" x 2 1/4", 3 1/4"  
*Packaged as ordered*

**114A**  
"A" Adapter



2 1/4" Adapter  
*Packaged as ordered*

Adjustable from  
10" to 14"

**115B**  
"B" Adapter



Available in 2 1/4"  
to 3 1/4" (2/3-115B)  
or 3 1/4" to 4" (3/4-  
115B)


Adjustable from  
10" to 14"

**117SET**  
Wallstack End Cap



10" x 2 1/4", 3 1/4"  
12" x 2 1/4", 3 1/4"  
14" x 2 1/4", 3 1/4"  
*Packaged as ordered*

**141**  
Wallstack Straight  
Start Collar



10" x 2 1/4", 3 1/4"  
12" x 2 1/4", 3 1/4"  
14" x 2 1/4", 3 1/4"  
*Packaged 5 per bundle*


# Wallstack & Fittings

**Product Number  
w/ Description**

**Size & Quantity**

**Additional  
Information**

**126**  
Wallstack Reverse  
Elbow – Left



**Sizes**

10" x 2 1/4"

10" x 3 1/4"

12" x 2 1/4"


12" x 3 1/4"

14" x 2 1/4"


14" x 3 1/4"

*Packaged as ordered*


**127**  
Wallstack Reverse  
Elbow – Center



**128**  
Wallstack Reverse  
Elbow – Right



**176**  
Wallstack Side Takeoff



10" x 2 1/4", 3 1/4"

12" x 2 1/4", 3 1/4"

14" x 2 1/4", 3 1/4"

*Packaged as ordered*

**177**  
Wallstack Top Takeoff



10" x 2 1/4", 3 1/4"

12" x 2 1/4", 3 1/4"

14" x 2 1/4", 3 1/4"

*Packaged as ordered*




# Wallstack & Fittings

**100**  
Out of Wall  
Stackhead



3¾" Projection

**101**  
Baseboard  
Stackhead



3" Depth Throat  
2" Register Ext.

**102**  
Baseboard  
Stackhead – Two  
Registers



2" Register Ext.

**103**  
Floor Pan  
Stackhead



**104**  
Sidewall  
Stackhead



8" Depth Throat

## Stack Sizes

## Register Sizes

	<b>100</b>	<b>101</b>	<b>102</b>	<b>103</b>	<b>104</b>
10"x2¼"	10"x6"	10"x4" or 10"x6"	10"x6"	10"x6"	10"x6"
10"x3¼"					
12"x2¼"	12"x6"	12"x4" or 12"x6"	12"x6"	12"x6"	12"x6"
12"x3¼"					
14"x2¼"	14"x6"	14"x4" or 14"x6"	14"x6"	14"x6"	14"x6"
14"x3¼"	<i>Packaged as ordered</i>	<i>Packaged 12 per carton 10x2x6 and 10x3x6 18 per carton</i>	<i>Packaged as ordered</i>	<i>Packaged as ordered</i>	<i>104 also available with ears (104E) or with 11" throat (104-11)</i>

**110S**  
Straight Stack Boot



**113S**  
90° Stack Boot



## Stack Sizes


## Collar Sizes

10"x2¼"	4" – 5" – 6"
10"x3¼"	4" – 5" – 6" – 7" – 8"
12"x2¼"	4" – 5" – 6" – 7"
12"x3¼"	5" – 6" – 7" – 8"
14"x2¼"	5" – 6" – 7" – 8"
14"x3¼"	6" – 7" – 8"

**112SL**  
End Stack Boot - Left



**112S**  
End Stack Boot - Center



**112SR**  
End Stack Boot - Right



*Package 12 per carton  
(left and right end boots  
packaged as ordered)*

# Pipe, Elbows & Accessories

## Product Number w/ Description

## Size & Quantity

## Additional Information

**300A**  
12" Round Pipe



**24ga:**  
5" thru 8" *Packaged 12 per carton*

**26ga:**  
3" thru 12" *Packaged 12 per carton*

**300**  
24" Round Pipe



**24ga:**  
3" thru 9" *Packaged 12 per carton*  
10" thru 18" *Packaged 12 per bundle*  
20" thru 24" *Packaged 10 per bundle*

**26ga:**  
3" *Packaged 12 per carton*  
4" thru 8" *Packaged 25 per carton*  
9" *Packaged 12 per carton*  
10" thru 18" *Packaged 12 per bundle*  
20" *Packaged 10 per bundle*

**28ga:**  
3" *Packaged 12 per carton*  
4" thru 8" *Packaged 25 per carton*  
10" and 12" *Packaged 12 per carton*

**30ga:**  
3" thru 8" *Packaged 25 per carton*  
9" *Packaged 12 per carton*  
10" and 12" *Packaged 12 per bundle*

All 24" pipe available unboxed (300UB) in box/ bundle quantities listed

3" 26ga also available pre-assembled (300P)

**300C**  
30" Round Pipe



**24ga thru 30ga:**  
3" thru 9" *Packaged 10 per box*  
10" thru 20" *Packaged 10 per bundle*

**301**  
60" Round Pipe



**24ga:**  
6" thru 8" *Packaged 5 per carton*  
10" and 12" *Packaged 5 per bundle*

**26ga:**  
3" *Packaged 5 per carton*  
4" thru 7" *Packaged 10 per carton*  
8" and 9" *Packaged 5 per carton*  
10" thru 18" *Packaged 5 per bundle*

**28ga:**  
3" *Packaged 5 per carton*  
4" thru 7" *Packaged 10 per carton*

**30ga:**  
3" *Packaged 5 per carton*  
4" thru 7" *Packaged 10 per carton*  
8" and 9" *Packaged 5 per carton*  
10" and 12" *Packaged 5 per bundle*

All 60" pipe also available unboxed (301UB) in box/ bundle quantities listed

Also available: racked - boxed  
racked - unboxed

For additional requirements please contact us for further information

# Pipe, Elbows & Accessories

**Product Number  
w/ Description**

**Size & Quantity**

**Additional  
Information**

**301120**  
120" Round Pipe



**30ga only:**  
3" *Packaged 1 per bundle,  
assembled*  
4" thru 8" *Packaged 5 per bundle*

**302**  
90° Adjustable Elbow



**24ga:**  
4" thru 9" *Packaged 12 per carton*  
10" and 14" *Packaged 4 per carton*  
16" thru 24" *Packaged 1 per carton*

**26ga:**  
3" thru 9" *Packaged 12 per carton*  
10" and 14" *Packaged 4 per carton*  
16" thru 20" *Packaged 1 per carton*

**28ga:**  
3" thru 9" *Packaged 12 per carton*  
10" and 14" *Packaged 4 per carton*

**30ga:**  
3" thru 9" *Packaged 12 per carton*  
10" and 12" *Packaged 4 per carton*

**302C**  
Corrugated Elbow



**24ga:**  
6" and 8" *Packaged 12 per carton*

**28ga:**  
3" thru 8" *Packaged 12 per carton*

**30ga:**  
3" thru 8" *Packaged 12 per carton*

**303**  
45° Adjustable Angle



**24ga:**  
4" thru 10" *Packaged 8 per carton*  
12" thru 20" *Packaged as ordered*

**28ga:**  
3" thru 14" *Packaged 8 per carton*  
16" *Packaged 4 per carton*  
18" and 20" *Packaged as ordered*

**30ga:**  
3" thru 12" *Packaged 8 per carton*

# Pipe, Elbows & Accessories

**311**  
Reducer – Small  
End Crimped



**311P**  
Reducer – No  
Crimp



**312**  
Increaser – Large  
End Crimped



Sizes	Packaged	Packaged
4"x3"	12	12
5"x3"	12	12
5"x4"	12	12
6"x3"	12	12
6"x4"	12	12
6"x5"	12	12
7"x4"	A/O	12
7"x5"	12	12
7"x6"	12	12
8"x4"	12	12
8"x5"	12	12
8"x6"	12	12
8"x7"	12	12
9"x6"	12	12
9"x7"	12	12
9"x8"	12	12
10"x6"	A/O	12
10"x7"	12	12
10"x8"	12	12
10"x9"	12	12
12"x6"	A/O	12
12"x8"	A/O	12
12"x10"	A/O	12
14"x10"	A/O	6
14"x12"	A/O	6
16" and above	A/O	A/O

Sizes	Packaged
3"x4"	12
3"x5"	12
4"x5"	12
3"x6"	12
4"x6"	12
5"x6"	12
4"x7"	A/O
5"x7"	12
6"x7"	12
4"x8"	12
5"x8"	12
6"x8"	12
7"x8"	12
6"x9"	12
7"x9"	12
8"x9"	12
6"x10"	A/O
7"x10"	12
8"x10"	12
9"x10"	12
6"x12"	A/O
8"x12"	A/O
10"x12"	A/O

\*\*\*While this is a listing of our most popular sizes, other sizes are available.  
 \*\*\*Also available in 24ga, 28ga, and 30ga

Please contact us for more information

**311F**  
Flat Reducer –  
Small End Crimped



**311PF**  
Flat Reducer – No  
Crimp



**312F**  
Flat Increaser  
– Large End  
Crimped








Sizes	Packaged	Packaged
4"x3"	12	12
5"x4"	12	12
6"x4"	12	12
6"x5"	12	12
7"x6"	12	12
8"x6"	12	12

Sizes	Packaged
4"x5"	12
5"x6"	12
6"x7"	12
6"x8"	12

\*\*\*Also available in 24ga, 28ga, and 30ga

Please contact us for more information

# Pipe, Elbows & Accessories

Product Number w/ Description	Size & Quantity	Additional Information
<b>309</b> Round Plug – Crimped	3" thru 18" <i>Packaged 12 per carton</i>  20" thru 24" <i>Packaged as ordered</i>	Also available with handle (309H/310H)  Also available in 24ga (309-24/310-24)
<b>310</b> Round Cap – No Crimp	 	
<b>314S</b> Round Damper w/ Single Quad and Handle	3" thru 5" <i>Packaged as ordered</i>  6" thru 8" <i>Packaged 100 per carton</i>  9" thru 18" <i>Packaged as ordered</i>	
<b>314D</b> Round Damper w/ Double Quad and Handle	 	
<b>315</b> Thimble		Available in 3" thru 8" round and in 4", 6", 8", 12" height  3" thru 5" <i>Packaged as ordered</i>  6" thru 8" <i>Packaged 12 per carton in 4", 6" and            8" height</i> <i>Packaged as ordered in 12" height</i>  6"x6" <i>Packaged 18 per carton</i>

# Pipe, Elbows & Accessories

**Product Number  
w/ Description**

**Size & Quantity**

**Additional  
Information**


**315A**  
Adjustable Thimble



Available 5/6/7 or 7/8/9

6" high  
*Packaged 12 per carton*

**316**  
Drawbands



4" thru 8" and 10"  
*Packaged 12 per carton*

9" and 12"  
*Packaged as ordered*

**Each piece  
shipped with 2  
screws and  
2 nuts**

**SADDLE-45**  
45° Vent Saddle



3" thru 6"  
*Packaged 12 per carton*

**SADDLE-90**  
90° Vent Saddle







**321**  
Round to Round  
Ceiling Outlet



Available in:

6"x5"  
8"x6"  
10"x8"  
12"x10"  
*Packaged as ordered*

# Pipes, Elbows & Accessories

Product Number w/ Description	Size & Quantity	Additional Information
<b>325</b> Round Damper Section	5", 7", and 8" <i>Packaged 12 per carton</i>  6" <i>Packaged 18 per carton</i>  9" and above <i>Packaged as ordered</i>	
		
<b>326</b> Round Start Collar – 6" Long w/ Damper – No Crimp	4" and 9" <i>Packaged 12 per carton</i>  5" thru 7" <i>Packaged 18 per carton</i>  8", 10", and 12" <i>Packaged 16 per carton</i>  14" <i>Packaged as ordered</i>	
		
<b>332</b> Crimp Both Ends	3" thru 8" <i>Packaged as ordered</i>	6" high
		
<b>SC</b> Sleeve Connector	6" thru 16" <i>Packaged as ordered</i>	
		



# Tees

## Product Number w/ Description

## Size & Quantity

## Additional Information

### 304-EZ

Tee – Easy Flow  
Style



### Easy Flow Style

304-EZ

*Available 3" thru 24"*

### Pipe Style

12" high (304-12)

*Available 3" thru 8" only*

15" high (304-15)

*Available 3" thru 10" only*

18" high (304-18)

*Available 3" thru 14" only*

24" high (304-24)

*Available 3" thru 18" only*

Available in 24ga  
and 30ga

When ordering  
please put gauge  
and part number  
(i.e. 6-24-304 for  
6" 24ga Easy Flow  
style or 6-24-304-  
24 for 6" 24ga Pipe  
Style 24" high)

6-24-304, 12 per  
carton

6-30-304, 12 per  
carton

All other sizes  
packaged as  
ordered

### 304-12

Tee – Pipe Style  
(12" high)

### 304-15

Tee – Pipe Style  
(15" high)

### 304-18

Tee – Pipe Style  
(18" high)

### 304-24

Tee – Pipe Style  
(24" high)



3" thru 6" *Packaged 12 per carton*

7" and 8" *Packaged 10 per carton*

9", 10" and 12" *Packaged 2 per carton*

14" and above *Packaged 1 per carton*

Available without  
crimp

When ordering  
please put NC at the  
end of

the part number  
(i.e. 6-304-18NC)

All sizes packaged  
as ordered

### 305

Reducing Tee –  
Easy Flow Style



### Reducing Spout

### Size

### Box Count

4"x4"

3"

*12 per carton*

5"x5"

3", 4"

*12 per carton*

6"x6"

3", 4", 5"

*12 per carton*

7"x7"

4", 5", 6"

*Packaged as  
ordered*

8"x8"

6", 7"

*Packaged as  
ordered*

### 305ST

Reducing Tee –  
Straight Style



\*\*\*Available with no crimp (305NC or 305STNC)

**306**  
Tapered Flue Tee –  
Easy Flow Style



<u>A</u>	<u>B</u>	<u>C</u>	<u>Box Count</u>
4	3	3	12 per carton
4	4	3,4	12 per carton
5	4	3,4	12 per carton
5	5	3,4,5	12 per carton
6	4	3,4	12 per carton
6	5	3,4,5	12 per carton
6	6	3,4,5,6	12 per carton
7	5	3,4	Packaged as ordered
7	6	3,4,5,6	Packaged as ordered
7	7	4,5,6	Packaged as ordered
8	6	5,6	12 per carton
8	8	6,8	Packaged as ordered

\*\*\*Available with no crimp (306NC or 306STNC)

...306ST only available when A and B are same size

**306ST**  
Tapered Flue Tee –  
Straight Style




**306A**  
Swivel Tee




<u>Size</u>	<u>Box Count</u>
5x4x3	Packaged as ordered
5x4x4	Packaged as ordered
6x5x4	Packaged as ordered

**307**  
Wye Branch



<u>A</u>	<u>B</u>	<u>C</u>	<u>Box Count</u>
4	4	4	Packaged as ordered
6	4	4	Packaged as ordered
6	6	6	12 per carton
7	5	5	Packaged as ordered
7	6	6	Packaged as ordered
7	7	7	Packaged as ordered
8	6	6	12 per carton
8	8	8	Packaged as ordered
10	7	7	Packaged as ordered
10	8	8	12 per carton
10	10	10	Packaged as ordered
12	10	10	Packaged as ordered
12	12	12	Packaged as ordered

**308**  
Perimeter Tee



<u>Size</u>	<u>Box Count</u>
10x4x6	Packaged as ordered
10x4x8	Packaged as ordered
12x4x6	Packaged as ordered
12x4x8	Packaged as ordered

# Round Takeoffs & Collars

**Product Number  
w/ Description**

**Size & Quantity**

**Additional  
Information**

**161**  
Top Takeoff



4", 5", 7", and 8"  
*Packaged 12 per carton*  
10" and 12"  
*Packaged as ordered*

**6-161**  
Top Takeoff



6" only  
*Packaged 20 per carton*

**Must use this part  
number to receive  
this style**

**6-161-OLD**  
Top Takeoff



6" only  
*Packaged 12 per carton*

**Must use this part  
number to receive  
this style**

**161D**  
Double Top Takeoff



6"  
*Packaged 12 per carton*  
7" and 8"  
*Packaged as ordered*

# Round Takeoffs & Collars

**Product Number  
w/ Description**

**Size & Quantity**

**Additional  
Information**

**163**  
Side Takeoff



4" thru 8"  
*Packaged 12 per carton*

9" and above  
*Packaged as ordered*

**181**  
Adjustable Takeoff



4" thru 10"  
*Packaged 12 per carton*

12" and above  
*Packaged as ordered*

**191**  
Pivot Takeoff



5"  
*Packaged as ordered*

6"  
*Packaged 12 per carton*

7"  
*Packaged as ordered*

**ITEM HAS BEEN  
DISCONTINUED**

**201**  
Round to Round Takeoff



5" thru 8"  
*Packaged 12 per carton*

# Round Takeoffs & Collars

## Product Number w/ Description

## Size & Quantity

## Additional Information

### 313SE

Round Start Collar –  
Crimped



Available 3" thru 24"

3" *Packaged 12 per carton*  
4" *Packaged 24 per carton*  
5" and 6" *Packaged 50 per carton*  
7" *Packaged 35 per carton*  
8" *Packaged 30 per carton*  
9" thru 12" *Packaged 24 per carton*  
14" and 16" *Packaged 20 per carton*  
18" *Packaged 15 per carton*  
20" thru 24" *Packaged as ordered*

Overall height 2¾"

### 313LE

Round Start Collar –  
No Crimp



### 313FGH

Round Start Collar –  
6" Long w/ Holes



4" *Packaged as ordered*  
5", 6" and 7" *Packaged 18 per carton*  
8", 10" and 12" *Packaged 16 per carton*  
9" and 14" *Packaged 12 per carton*  
16" *Packaged 10 per carton*  
18" *Packaged 8 per carton*  
20" *Packaged 6 per carton*

Also available with  
damper (313FGD)

### 161FG

Fiberglass Top  
Takeoff



4" thru 8"  
*Packaged 12 per carton*

9" and 10"  
*Packaged as ordered*

Also available with  
damper (161FGD)

Also made to  
accommodate up  
to 2" ductboard,  
with damper  
(161FGDE) or  
without damper  
(161FGE)

### 181FG

Fiberglass  
Adjustable Takeoff



6" thru 8"  
*Packaged 12 per carton*

# Round Takeoffs & Collars

**Product Number  
w/ Description**

**Size & Quantity**

**Additional  
Information**

**404D**

Tab Collar for  
1" to 1½"  
Ductboard



4" thru 20"

*Packaged 12 per carton*

**404D-2**

Tab Collar for  
2" Ductboard



4" thru 12"


*Packaged 12 per carton*

14" and above

*Packaged as ordered*

**405D**

Tab Collar w/  
Damper for 1" to  
1½" Ductboard



4" thru 12"

*Packaged 12 per carton*

14" and above

*Packaged as ordered*

**405D-2**

Tab Collar w/  
Damper for 2"  
Ductboard



4" thru 12"

*Packaged 12 per carton*

14" and above

*Packaged as ordered*

# Round Takeoffs & Collars

## Spin Fittings

### For Ductboard

**400D**  
Plain



**401D**  
w/ Damper



**402D**  
w/ Scoop



**403D**  
w/ Scoop & Damper



## Spin Fittings

### For Metal

**400M**  
Plain



**401M**  
w/ Damper



**402M**  
w/ Scoop



**403M**  
w/ Scoop & Damper



4" thru 14"  
All Spin Fittings  
packaged as ordered



# Register Boots

**110R**  
Straight Register  
Boot



## Register Sizes

10" x 2¼"  
10" x 3¼"  
10" x 4"  
10" x 6"

## Collar Sizes

4" - 5" - 6"  
4" - 5" - 6" - 7"  
4" - 5" - 6" - 7" - 8"  
4" - 5" - 6" - 7" - 8"

*Different throat sizes available upon request. Please contact office for more information*

**112R**  
End Register  
Boot - Center



12" x 2¼"  
12" x 4"  
12" x 6"

5" - 6" - 7" - 8"  
5" - 6" - 7" - 8"  
6" - 7" - 8"

*\*\*\* Also available with plaster frame (110RPF, 112RPF, 113RPF) or flange only (110RF, 112RF, 113RF).*

**112RL**  
End Register  
Boot - Left




14" x 2¼"  
14" x 3¼"  
14" x 4"  
14" x 6"

6" - 7" - 8"  
6" - 7" - 8"  
6" - 7" - 8"  
6" - 7" - 8"


*Or flange only (110RF, 112RF, 113RF)*

*Packaged 12 per carton  
(Left and right end boots packaged as ordered)*


**112RR**  
End Register  
Boot - Right



**113R**  
90° Register  
Boot



**113A**  
90° Adjustable  
Register Boot



## Register Sizes

10" x 4"  
12" x 2"  
12" x 4"

## Collar Sizes

5" - 6"  
6"  
6"

*Packaged as ordered*

**BRB**  
Basement  
Register Boot



## Register Sizes

10" x 6"  
12" x 6"  
14" x 6"

## Collar Sizes

6"  
6"  
6"

*Packaged 12 per carton*

# Adhesive Takeoffs

**Product Number  
w/ Description**

**Size & Quantity**

**Additional  
Information**

**161A**  
Top Takeoff  
w/ Adhesive



5" thru 10"  
*Packaged 12 per carton*

Also available with  
damper (161AD)

**163A-R**  
Side Takeoff  
w/ Adhesive –  
Rectangular Base



5" thru 10"  
*Packaged 12 per carton*

Also available with  
damper (163AD-R  
or 163AD-SQ)

**163A-SQ**  
Side Takeoff  
w/ Adhesive –  
Square Base



12" and 14"  
*Packaged as ordered*

**181A**  
Adjustable Takeoff  
w/ Adhesive



4" thru 12"  
*Packaged as ordered*

Also available with  
damper (181AD)

**201A**  
Round to Round  
Takeoff w/  
Adhesive



5" thru 8"  
*Packaged as ordered*

# Adhesive Takeoffs

## Round Adhesive Takeoffs

### Round Adhesives

**400A**  
Plain



4" thru 20"  
Packaged 12 per carton

**400AD**  
w/ Damper



**400AS**  
w/ Scoop



4" thru 16"  
Packaged as ordered

**400ASD**  
w/ Scoop & Damper



### Tab Collar Adhesives

**404D-A**  
For 1" to 1 1/2"  
Ductboard



**404D-2A**  
For 2" Ductboard



4" thru 20"  
Packaged 12 per carton

**405D-A**  
w/ Damper - for 1" to  
1 1/2" Ductboard



**405D-2A**  
w/ Damper - for 2"  
Ductboard



### Saddle Style Adhesives

**406A**  
Plain



4" thru 10"  
Packaged 12 per  
carton

12" thru 18"  
Packaged as ordered

**406AD**  
w/ Damper



**406AS**  
w/ Scoop



**406ASD**  
w/ Scoop & Damper



4" thru 16"  
Packaged as ordered

### Conical Adhesives

**408A**  
Plain



**408AD**  
w/ Damper



**408AS**  
w/ Scoop



**408ASD**  
w/ Scoop & Damper



5" thru 16"  
Packaged as ordered

Also available with  
Standoff (408ADSO)

# Pans & Register Boxes

**Product Number  
w/ Description**

**Size & Quantity**

**Additional  
Information**

**317**  
Blank Pan



**Box sizes available:**  
4"x10", 4"x12"  
6"x10", 6"x12", 6"x14"  
8"x10", 8"x12", 8"x14"  
9"x12"  
10"x12", 10"x14"  
12"x14"  
*Packaged as ordered*

1/2" flange  
**Available:**  
6", 9", 11", 12"  
deep  
**Please specify  
when ordering**

**317RP**  
Return Pan



**Box sizes available:**  
12"x12"  
14"x14"  
16"x16"  
20"x20"  
*Packaged 6 per carton*  
  
24"x12"  
24"x24"  
*Packaged as ordered*  
  
12 1/2"x12 1/2"  
14 1/2"x14 1/2"  
16 1/2"x16 1/2"  
20 1/2"x20 1/2"  
*Packaged as ordered*

1" flange  
3 1/2" deep

**317-2**  
Return Pan



**Box sizes available:**  
6"x6" thru 30"x30"  
*Packaged as ordered*

2" flange  
**Available:**  
6" or 7 1/2" deep  
**Please specify  
when ordering**  
  
26 gauge

**318**  
Funnel Pan



**Box sizes available:**  
6"x10", 12", or 14"  
Collar size 6", 7", or 8"  
*Packaged 12 per carton*  
  
8"x10", 12", or 14"  
Collar size 6", 7", or 8"  
*Packaged 12 per carton*  
  
10"x12", or 14"  
Collar size 10"  
*Packaged as ordered*  
  
12"x14"  
Collar size 12"  
*Packaged as ordered*

1/2" flange  
**When ordering  
please state box  
size first, then  
collar size**

# Pans & Register Boxes

## Product Number w/ Description

## Size & Quantity

## Additional Information

**319**  
Square Diffuser  
Box



**Box sizes available:**  
6"x6"  
8"x8"  
10"x10"  
12"x12"  
14"x14"  
*Packaged as ordered*

1" flange  
12" deep

**320**  
Round to Square  
Diffuser Box



**Box sizes available:**  
6"x6"  
Collar size 5" or 6"  
*Packaged 12 per carton*  
8"x8"  
Collar size 5", 6", 7" or 8"  
*Packaged 12 per carton*  
10"x10"  
Collar size 7" or 8"  
*Packaged 12 per carton*  
Collar size 10"  
*Packaged 6 per carton*  
12"x12"  
Collar size 8", 10" or 12"  
*Packaged 6 per carton*  
14"x14"  
Collar size 10" or 12"  
*Packaged 6 per carton*

2" flange

**320S**  
Side Outlet  
Diffuser Box



**Box sizes available:**  
6"x6"  
Collar size 4", 5" or 6"  
*Packaged 12 per carton*  
8"x8"  
Collar size 5", 6", 7" or 8"  
*Packaged 12 per carton*  
10"x10"  
Collar size 6" or 7"  
*Packaged as ordered*  
Collar size 8"  
*Packaged 12 per carton*  
Collar size 10"  
*Packaged 6 per carton*  
12"x12"  
Collar size 8", 10" or 12"  
*Packaged 6 per carton*  
14"x14"  
Collar size 10" or 12"  
*Packaged as ordered*

2" flange

# Pans & Register Boxes

**Product Number  
w/ Description**

**Size & Quantity**

**Additional  
Information**

**320T**  
Top Outlet  
Diffuser Box



**Box sizes available:**  
6"x6"  
Collar size 4", 5" or 6"  
*Packaged 12 per carton*

8"x8"  
Collar size 5", 6", 7" or 8"  
*Packaged 12 per carton*


10"x10"  
Collar size 6"  
*Packaged as ordered*  
Collar size 7" or 8"  
*Packaged 12 per carton*  
Collar size 10"  
*Packaged 6 per carton*

12"x12"  
Collar size 8", 10" or 12"  
*Packaged 6 per carton*

14"x14"  
Collar size 10" or 12"  
*Packaged as ordered*

2" flange

**320TE**  
Top Outlet  
Diffuser Box  
w/ Ears



**Box sizes available:**  
10"x6"  
Collar size 4", 5", 6" or 7"  
*Packaged 12 per carton*

2" flange

**320NO**  
Diffuser Box  
w/ No Outlet



**Box sizes available:**  
6"x6" thru 20"x20"  
*Packaged as ordered*

2" flange

**Available:**  
6", 7½" or  
12" deep  
**Please specify  
when ordering**

30 gauge



# Oval Pipe & Fittings

**Product Number  
w/ Description**

**Size & Quantity**

**Additional  
Information**

**500-0**  
60" Oval Pipe



5" thru 8"  
60"  
*Packaged 10 per bundle*  
100" & 112"  
*Packaged 5 per bundle*

**501-0**  
100" Oval Pipe

**512-0**  
112" Oval Pipe

**502-0**  
Vertical Oval Elbow



5" thru 8"  
*Packaged 12 per carton*

**502-0F**  
Flat Oval Elbow



5" thru 8"  
*Packaged 12 per carton*

**503-0**  
Vertical Oval Angle



5" thru 8"  
*Packaged 12 per carton*

**503-0F**  
Flat Oval Angle



5" thru 8"  
*Packaged 12 per carton*



# Oval Pipe & Fittings

## Product Number w/ Description

## Size & Quantity

## Additional Information

**504-0**  
Round to Oval  
End Boot



5" thru 8"  
*Packaged 12 per carton*

Available with  
opposite crimp  
(-OC) or no crimp  
(-NC)

Tapered sizes  
available upon  
request

**505-0**  
Round to Oval  
90° Boot



5", 7" and 8"  
*Packaged 12 per carton*  
6"  
*Packaged 16 per carton*

Available with  
opposite crimp  
(-OC) or no crimp  
(-NC)

Tapered sizes  
available upon  
request

**506-0**  
Round to Oval  
Straight Boot



5" thru 8"  
*Packaged 12 per carton*

Available with  
opposite crimp  
(-OC) or no crimp  
(-NC)

Tapered sizes  
available upon  
request

**511-0**  
Oval to Oval  
Reverse Boot



5" thru 8"  
*Packaged 12 per carton*

# Oval Pipe & Fittings

**Product Number  
w/ Description**

**Size & Quantity**

**Additional  
Information**

**513-0**  
Oval Start Collar –  
Crimped



5" thru 8"  
*Packaged 12 per carton*


**513-NC**  
Oval Start Collar –  
No Crimp



**513FG**  
Oval Collar –  
6" Long



**561-0**  
Oval Top Takeoff



5" thru 8"  
*Packaged 12 per carton*

# Oval Pipe & Fittings

**5070**  
Oval Stackhead



## **Box Sizes**

8"x6"

10"x4"

10"x6"

12"x4"

12"x6"

14"x6"

14"x8"

## **Collar Sizes**

4" - 5" - 6"

4" - 5" - 6" - 7"

4" - 5" - 6" - 7"

5" - 6" - 7"

5" - 6" - 7" - 8"

6" - 7" - 8"

7" - 8"

*Packaged 12 per carton*

**5070D**  
Double Oval  
Stackhead



## **Box Sizes**

10"x6"

12"x6"

14"x6"

## **Collar Sizes**

4" - 5" - 6" - 7"

6" - 7" - 8"

8"

*Packaged 12 per carton*

**507NO**  
Oval Stackhead -  
Box Portion Only



## **Box Sizes**

10"x6"

12"x6"

*Packaged as ordered*

**508-0**  
Oval Straight  
Stack Boot



## **Box Sizes**

10"x3¼"

10"x4"

12"x2¼"

12"x3¼"

12"x4"

## **Collar Sizes**

6" - 7"

6" - 7"

6" - 7"

6" - 7"

6" - 7"

*Packaged 12 per carton*

# Oval Pipe & Fittings

**509-0**  
Oval 45°  
Register Box



**Box Sizes**

- 10"x2¼"
- 10"x4"
- 12"x2¼"
- 12"x4"

*Packaged 12 per carton*

**Collar Sizes**

- 6"
- 6" – 7"
- 5" – 6" – 7"
- 6" – 7"

**510-0**  
Oval 90°  
Register Box



**Box Sizes**

- 10"x2¼"
- 10"x4"
- 12"x2¼"
- 12"x4"

*Packaged 12 per carton*

**Collar Sizes**

- 6"
- 6" – 7"
- 5" – 6" – 7"
- 6" – 7"

*Also known as a  
toe kick*

**520-0**  
Oval Straight  
Register Boot



**Box Sizes**

- 10"x4"
- 12"x4"
- 12"x6"

*Packaged 12 per carton*

**Collar Sizes**

- 6" – 7"
- 6" – 7"
- 6" – 7"

**522-0**  
Oval End  
Register Boot



**523-0**  
Oval 90°  
Register Boot



# Oval Pipe & Fittings

**532-S**  
Oval Side  
Outlet Box



## Box Sizes

8"x8"  
10"x10"  
12"x12"

## Collar Sizes

6"  
7"  
8"

*12" long collar*

*Packaged 12 per carton*

## Wall Stack vs Oval

### Physical Comparison

↓  3¼"	→ 6" ←  5" Oval  8"x3¼"
↑	
↓  3¼"	→ 7¾" ←  6" Oval  10"x3¼"
↑	
↓  3¼"	→ 9¼" ←  7" Oval  12"x3¼"
↑	
↓  3¼"	→ 10½" ←  8" Oval  14"x3¼"
↑	

## Capacities of Various Ducts

<u>Branch Duct</u>	<u>Area (Sq. In.)</u>
5" Round	19.6
6" Round	28.3
7" Round	38.5
8" Round	50.2
5" Oval	17.2
6" Oval	22.2
7" Oval	27.3
8" Oval	32.5
8"x3¼" Stack	26
10"x3¼" Stack	32.5
12"x3¼" Stack	39
14"x3¼" Stack	45.5


# Venting & Roof Products

**Product Number  
w/ Description**

**Size & Quantity**

**Additional  
Information**

**327**  
Shanty Cap –  
Square Style



3" thru 8" available in either style  
*Packaged 12 per carton*  
9" and above are round style only  
*Packaged as ordered*

**327R**  
Shanty Cap –  
Round Style



**327RS**  
Shanty Cap –  
Round Style  
w/ Screen



**327A**  
Adjustable  
Shanty Cap



3"x4"  
5"x6"  
7"x8"  
*Packaged 6 per carton*

Previously listed  
as 310A

**330**  
Trim Collar



3" thru 8"  
*Packaged 12 per carton*

# Venting & Roof Products

**Product Number  
w/ Description**

**Size & Quantity**

**Additional  
Information**

**328**  
Dryer Vent



4" thru 12"  
*Packaged as ordered*

**328S**  
Dryer Vent w/  
Screen & Flap



**335**  
Storm Collar




3" thru 8"  
*Packaged 12 per carton*

**329**  
Fresh Air Intake



4" thru 12"  
*Packaged as ordered*

**1200**  
Roof Flashing



3" thru 8"  
*Packaged as ordered*

**Pitch 0/12 – 6/12**



# Venting & Roof Products

**Product Number  
w/ Description**

**Size & Quantity**

**Additional  
Information**

**350**  
Vertical Draft  
Diverter




3" thru 12"  
*Packaged as ordered*

**352**  
Horizontal Draft  
Diverter



3" thru 12"  
*Packaged as ordered*

**HOSE**  
Vinyl Dryer Hose



Available in 3" and 4"  
*Packaged as ordered*

Available in 8' or  
50' lengths

**GNV**  
Gooseneck Vent





Available in 5/6", 7/8" and 10/12"  
*Packaged as ordered*

With screen at  
opening

Overall height 13"

# Aluminum

Product Number w/ Description	Size & Quantity	Additional Information
<b>800</b> 24" Aluminum Pipe 	3" and 4" <i>Packaged 25 per carton</i> 5", 6", and 8" <i>Packaged 12 per carton</i> 7" and 10" thru 18" <i>Packaged as ordered</i>	
<b>860</b> 60" Aluminum Pipe 	3" thru 8" <i>Packaged 10 per carton</i> 10" and 12" <i>Packaged as ordered</i>	
<b>802</b> 90° Adjustable Aluminum Elbow 	3" thru 6" <i>Packaged 12 per carton</i> 7" thru 18" <i>Packaged as ordered</i>	
<b>801</b> Aluminum Flex Duct 	3" <i>Packaged 25 per carton</i> 4" <i>Packaged 16 per carton</i> 5" and 6" <i>Packaged 9 per carton</i> 7", 8" and 10" <i>Packaged 4 per carton</i> 12" <i>Packaged 1 per carton</i>	<b>Available in 8' sections only</b>
<b>807</b> Aluminum Dryer Vent 	3" and 4" <i>With tail piece (as shown)</i> 5" thru 8" <i>Hood only</i> <i>Packaged as ordered</i>	

## Product Number w/ Description

## Size & Quantity

## Additional Information


**804-A**  
Aluminum Dryer  
Vent Kit



4" only  
*Packaged as ordered*

**Includes:**  
1 4-807  
1 4-801  
2 Clamps

**805**  
Aluminum Wall Cap





10"x3 $\frac{1}{4}$ "  
*Packaged as ordered*

**806**  
Aluminum  
Roof Jack



10"x4", 10"x7", 10"x10"  
*Packaged as ordered*

# 24ga Black Pipe, Elbows & Fittings

Product Number w/ Description	Size & Quantity	Additional Information
<b>600A</b> 12" Black Pipe	4" thru 8" <i>Packaged 12 per carton</i>	
<b>618</b> 18" Black Pipe	10" available in 24" length only <i>Packaged as ordered</i>	
<b>600</b> 24" Black Pipe		
		
<b>600B</b> 36" Black Pipe	4" thru 8" <i>Packaged 5 per carton</i>	
		
<b>600D</b> 24" Black Damper Pipe	6" and 8" <i>Packaged 12 per carton</i>	
		
<b>TEL</b> Telescopic Pipe	6" thru 8" <i>Packaged 1 per carton</i>	Adjustable from 32" to 60"
		

# 24ga Black Pipe, Elbows & Fittings

**Product Number  
w/ Description**

**Size & Quantity**

**Additional  
Information**

**602**  
90° Adjustable  
Black Elbow



4" thru 8"  
*Packaged 12 per carton*  
10"  
*Packaged as ordered*

**602C**  
Corrugated  
Black Elbow



6" thru 8"  
*Packaged 12 per carton*

**603**  
45° Adjustable  
Black Angle



5" thru 8"  
*Packaged 8 per carton*

**603SE**  
Black Plug –  
Crimped



5" thru 8"  
*Packaged 12 per carton*

Available  
with handle  
(603SEH/603LEH) –  
as ordered

**603LE**  
Black Cap –  
No Crimp



# 24ga Black Pipe, Elbows & Fittings

Product Number w/ Description	Size & Quantity	Additional Information
<b>604</b> Black Tee – Easy Flow Style	4" thru 6" <i>Packaged 12 per carton</i>  7" and 8" <i>Packaged 10 per carton</i>  10" <i>Packaged as ordered</i>	
<b>605</b> Black Trim Collar	4" thru 8" <i>Packaged 12 per carton</i>	
<b>606</b> Black Crimp Both Ends	6" thru 8" (4" high) <i>Packaged 12 per carton</i>  6" (6" high) <i>Packaged 18 per carton</i>  7" and 8" (6" high) <i>Packaged 12 per carton</i>  6" thru 8" (8" high) <i>Packaged as ordered</i>  6" thru 8" (12" high) <i>Packaged 6 per carton</i>	When ordering or inquiring, reference round x height – 606
<b>607SE</b> Black Slip Joint – Crimped	6" thru 8" <i>Packaged 12                      per carton</i>	12" high with 2" collar Overall height 14"
<b>607LE</b> Black Slip Joint – No Crimp		

# 24ga Black Pipe, Elbows & Fittings

**Product Number  
w/ Description**

**Size & Quantity**

**Additional  
Information**

**610**  
Black Oval to  
Round Boot



**6" oval available in:**  
5" or 6" round"  
*Packaged 12 per carton*

**7" oval available in:**  
6" round  
*Packaged 12 per carton*  
7" round  
*Packaged as ordered*

**8" oval available in:**  
6" round  
*Packaged as ordered*  
8" round  
*Packaged 12 per carton*

When ordering or  
inquiring, reference  
oval x round – 610

Also available as  
3pc (610-3PC) –  
as ordered

**616**  
Black Drawband



**5" thru 8"**  
*Packaged 12 per carton*

Each piece  
shipped with 2  
screws and  
2 nuts

**620**  
5 in 1 Black Flue  
Adapter



*Packaged 12 per carton*

Previously listed  
as 720

shown  
unassembled





# 24ga Black Pipe, Elbows & Fittings

**611**  
Black Reducer –  
Small End Crimped



**611P**  
Black Reducer –  
No Crimp



**612**  
Black Increaser –  
Large End Crimped



<i>Sizes</i>	<i>Packaged</i>
5"x4"	12
6"x4"	12
6"x5"	12
7"x5"	12
7"x6"	12
8"x5"	12
8"x6"	12
8"x7"	12
9"x8"	A/O
10"x8"	A/O

<i>Sizes</i>	<i>Packaged</i>
4"x5"	12
4"x6"	12
5"x6"	12
5"x7"	12
6"x7"	12
5"x8"	12
6"x8"	12
7"x8"	12
8"x9"	A/O
8"x10"	A/O

# Stove & Fireplace Accessories

**Product Number  
w/ Description**

**Size & Quantity**

**Additional  
Information**

**HOD**  
Coal Hods

*Packaged 6 per carton*

Available in Black  
(BLK-HOD) or  
Galvanized  
(GALV-HOD)



**SHOVEL**  
Shovels

*Packaged 12 per carton*

Available in  
Black (SHOVEL)  
or Galvanized  
(SHOVEL-GL)



**BLK-HODSET**  
Black Coal Hod &  
Shovel

*Packaged as ordered*



# Stove & Fireplace Accessories

**Product Number  
w/ Description**

**Size & Quantity**

**Additional  
Information**

**BAP**  
Black Ash Pail




*Packaged 6 per carton*

**BAP-KIT**  
Black Ash Pail  
w/ Shovel



*Packaged as ordered*

**CID**  
Cast Iron Damper



**3" thru 8"**  
*Packaged 12 per carton*

**GOLD**  
Gold Trim Collar



**3" thru 8"**  
*Packaged 12 per carton*

# Stove & Fireplace Accessories

**Product Number  
w/ Description**

**Size & Quantity**

**Additional  
Information**

**DOOR**

Galvanized Clean  
Out Door



8"x8"

*Packaged 6 per carton*

**DOOR-CI**

Cast Iron Clean  
Out Door



8"x8"

8"x10"

*Packaged as ordered*

**FLUESTOP**

Adjustable  
Fluestops



Adjustable to fit  
4" thru 8" pipe

Available in Black  
(FLUESTOP-BK)  
or Gold  
(FLUESTOP-GO) –  
12 per carton

Available with  
Decorative Finish  
(FLUESTOP-  
DECOR) – as  
ordered




# Stoveboards

**BLK**

**WW**

**ST**

**GT**



## Sizes

2832 (28"x32")

3242 (32"x42")

3636 (36"x36")

3648 (36"x48")

3652 (36"x52")

## Packaged

*UL 1 per carton*

*UL 1 per carton*

*UL 1 per carton*

*UL 1 per carton*

*UL 1 per carton*

## Packaged

*Non-UL 3 per carton*

*Non-UL 3 per carton*

*Non-UL 3 per carton*

*Non-UL 3 per carton*

*Non-UL 3 per carton*

## Patterns

Black (BLK)

Walnut Woodgrain (WW)

Sandstone Tile (ST)

Gray Slate Tile (GT)

## Styles

UL – single pack only

Non-UL – bulk pack only

## When Ordering

**UL style please order as:**

*UL followed by size followed by  
pattern followed by –S  
(i.e. UL3636WW–S)*

**Non-UL style please order as:**

*Size followed by pattern  
(i.e. 3636WW)*

## Product Number w/ Description

## Size & Quantity

## Additional Information

**2500**  
Black Polyethylene  
Duct



4" thru 20"  
*25' sections – individually bagged*

Available in the following R values:  
R4.2 25XX  
R6 25XX-6  
R8 25XX-8

*XX denotes the size (i.e. R4.2 in 4" = 2504)*

Also available  
in Gray  
Polyethylene  
Duct – please  
contact our  
office for further  
information

**2500-S**  
Metalized  
Polyester Duct



4" thru 20"  
*25' sections – individually bagged*

Available in the following R values:  
R4.2 25XX-S  
R6 25XX-S6  
R8 25XX-S8

*XX denotes the size (i.e. R4.2 in 4" = 2504-S)*

**2500-UI**  
Polyester  
Connector



4" thru 20"  
*25' sections – individually bagged*

25XX-UI

*XX denotes the size (i.e. 4" = 2504-UI)*

Also available in  
Silver Connector –  
please contact our  
office for further  
information

**FC**  
Foil Connector  
Duct



3" and 4"  
*Packaged 4 per carton*  
5" thru 20"  
*Packaged 2 per carton*  
*25' sections*

XX-FC

*XX denotes the size (i.e. 4" = 4-FC)*

**BS**  
Black Pipe Sleeve



4" thru 20"  
*Packaged 10 per carton*  
*5' sections*

Available in the following R values:  
R4.2 XX-BS  
R6 XX-BS-6  
R8 XX-BS-8

*XX denotes the size (i.e. R4.2 in 4" = 4-BS)*

Also available in  
Gray Pipe Sleeve –  
please contact our  
office for further  
information

# Flexible Duct

**Product Number  
w/ Description**

**Size & Quantity**

**Additional  
Information**

**SS**  
Silver Pipe Sleeve



4" thru 20"  
*Packaged 10 per carton  
5' sections*

Available in the following R values:

R4.2 XX-SS  
R6 XX-SS-R6  
R8 XX-SS-R8

*XX denotes the size (i.e. R4.2 in 4" =  
4-SS)*

**MH**  
Mobile Home Duct



6", 8", 10", 12" and 14"  
*Packaged individually  
25' sections*

R4.2 MH-XX

*XX denotes the size (i.e. R4.2 in 6" =  
MH-6)*

**Also available  
in R6 and R8 –  
please contact our  
office for further  
information**



# Miscellaneous Products and Accessories

**Product Number  
w/ Description**

**Size & Quantity**

**Additional  
Information**

**HANDLE**  
Damper Handles



Available in:  
5/16" x 3/16" (5/16-HANDLES)  
1/4" x 3/16" (1/4-HANDLES)

*Packaged 50 per*

Also available in  
bulk quantities  
  
1/4" recommended  
for 3" thru 14"  
5/16" recommended  
for 16" and above

**NUTS**  
Wing Nuts



*Packaged 50 per*

Also available in  
bulk quantities

**WASHERS**  
Washers for  
Handles and  
Wing Nuts



*Packaged 50 per*

Also available in  
bulk quantities

**FANN**  
Room to Room Fan



*Packaged 12 per carton*

**5020**  
Stove Pipe Screws



*Packaged as 12 individual bags per carton*  
*Each bag contains 20 screws*


# Miscellaneous Products and Accessories

Product Number  
w/ Description

Size & Quantity

Additional  
Information

## **DUCTULATOR**



## **CLEATMAT** Cleat Material



*Available in 100lb roll*

**3 1/16" wide**

## **Ceiling Radiation Damper Boots**

### **110CRD** Straight Boot w/ Ceiling Radiation Damper



*All sizes packaged to order*

**Please contact  
our office  
for further  
information**






### **112CRD** End Boot w/ Ceiling Radiation Damper








### **113CRD** 90° Boot w/ Ceiling Radiation Damper



# Insulated Boxes

Product Number	R-Value	Description
<b>3309NF</b> <b>3409NF</b>	<i>R4.2</i> <i>R6.0</i>	Metal Top Ins End Out Box No Flange 9" Deep Metal Top Ins End Out Box No Flange 9" Deep
		
<b>3109NF</b> <b>3209NF</b>	<i>R4.2</i> <i>R6.0</i>	Metal Top Ins Side Out Box No Flange 9" Deep Metal Top Ins Side Out Box No Flange 9" Deep
		
<b>3500F</b> <b>3600F</b> <b>3600F8</b>	<i>R4.2</i> <i>R6.0</i> <i>R8.0</i>	Metal Top Ins Box Top Out with Flange 4" Deep Metal Top Ins Box Top Out with Flange 4" Deep Metal Top Ins Box Top Out with Flange 4" Deep
		
<b>3506F</b> <b>3606F</b> <b>3606F8</b>	<i>R4.2</i> <i>R6.0</i> <i>R8.0</i>	Metal Top Ins Box Top Out with Flange 6" Deep Metal Top Ins Box Top Out with Flange 6" Deep Metal Top Ins Box Top Out with Flange 6" Deep
		
<b>3500NF</b> <b>3600NF</b> <b>3600NF8</b>	<i>R4.2</i> <i>R6.0</i> <i>R8.0</i>	Metal Top Ins Box Top Out No Flange 4" Deep Metal Top Ins Box Top Out No Flange 4" Deep Metal Top Ins Box Top Out No Flange 4" Deep
		

# Insulated Boxes

Product Number		R-Value	Description
<b>3506NF</b> <b>3606NF</b> <b>3606NF8</b>		<i>R4.2</i> <i>R6.0</i> <i>R8.0</i>	<b>Metal Top Ins Box Top Out No Flange 6" Deep</b> <b>Metal Top Ins Box Top Out No Flange 6" Deep</b> <b>Metal Top Ins Box Top Out No Flange 6" Deep</b>
<b>3700NF</b> <b>3800NF</b> <b>3800NF8</b>		<i>R4.2</i> <i>R6.0</i> <i>R8.0</i>	<b>Foil Top Ins Box No Flange No Collar 4" Deep</b> <b>Foil Top Ins Box No Flange No Collar 4" Deep</b> <b>Foil Top Ins Box No Flange No Collar 4" Deep</b>  <i>Also available in half sizes</i>
<b>3706NF</b> <b>3806NF</b> <b>3806NF8</b>		<i>R4.2</i> <i>R6.0</i> <i>R8.0</i>	<b>Foil Top Ins Box No Flange No Collar 6" Deep</b> <b>Foil Top Ins Box No Flange No Collar 6" Deep</b> <b>Foil Top Ins Box No Flange No Collar 6" Deep</b>
<b>3506TF</b> <b>3606TF</b> <b>3606TF8</b>		<i>R4.2</i> <i>R6.0</i> <i>R8.0</i>	<b>Metal Top Ins Box Top Out with Top Flange 6" Deep</b> <b>Metal Top Ins Box Top Out with Top Flange 6" Deep</b> <b>Metal Top Ins Box Top Out with Top Flange 6" Deep</b>
<b>3500FS</b> <b>3600FS</b> <b>3600FS8</b>		<i>R4.2</i> <i>R6.0</i> <i>R8.0</i>	<b>Metal Top Ins 45° Slant Box Top Out with Flange</b> <b>Metal Top Ins 45° Slant Box Top Out with Flange</b> <b>Metal Top Ins 45° Slant Box Top Out with Flange</b>

# Insulated Boxes

**Product Number**

**R-Value**

**Description**


**3500FA  
3600FA  
3600FA8**



*R4.2*  
*R6.0*  
*R8.0*

**Metal Top Ins Box Top Out with Angle Collar & Flanged 4" Deep**  
**Metal Top Ins Box Top Out with Angle Collar & Flanged 4" Deep**  
**Metal Top Ins Box Top Out with Angle Collar & Flanged 4" Deep**

**3500NFS  
3600NFS  
3600NFS8**



*R4.2*  
*R6.0*  
*R8.0*

**Metal Top Ins 45° Slant Box Top Out No Flange**  
**Metal Top Ins 45° Slant Box Top Out No Flange**  
**Metal Top Ins 45° Slant Box Top Out No Flange**

**3700F  
3800F  
3800F8**



*R4.0*  
*R6.0*  
*R8.0*

**Foil Top Ins Box with Flange No Outlet 4" Deep**  
**Foil Top Ins Box with Flange No Outlet 4" Deep**  
**Foil Top Ins Box with Flange No Outlet 4" Deep**

# 24ga Stainless Steel Pipe & Fittings

**Sizes available:**

4" thru 12"

*All Stainless Steel items are made to order and non-returnable  
Lead time 10 to 14 working days*



<u>Part #</u>	<u>Length</u>
900A	12"
900C	18"
900B	24"
900	36"
901	48"

**902**  
90° Adjustable Elbow




**903**  
45° Adjustable Angle



**904**  
Tee



**907**  
Storm Collar



# 24ga Stainless Steel Pipe & Fittings

**911**

Reducer –  
Small End Crimped  
(order large size x small size)



**911P**

Plain Reducer –  
No Crimp  
(order large size x small size)



**912**

Increaser –  
Large End Crimped  
(order small size x large size)



**909**

Plug –  
Crimped



**910**

Cap –  
No Crimp



**927**

Rain Cap –  
Round Style



# Galvanized Spiral Pipe & Accessories

## **Sizes available:**

Pipe - 4" thru 48"  
Accessories - 4" thru 36"

## **Gauges available:**

26 gauge  
24 gauge

*Please specify gauge when ordering*

*All Spiral is made to order and non-returnable  
All Spiral is manufactured without crimp*

**Galvanealed also available upon request**

**SP301**  
Pipe



**SP302**  
90° Elbow



**SP303**  
45° Angle



*90° Elbows and 45° Angles are Gore Lock/Short Radius  
Long Radius available upon request*

**SP90SAD**  
90° Saddle



**SP45SAD**  
45° Saddle



*Unless otherwise specified,  
spout and saddle are made same size*



# Galvanized Spiral Pipe & Accessories

**SP304**  
90° Tee



**SP306**  
45° Tee



**SP310**  
End Cap




**SP311**  
Reducer



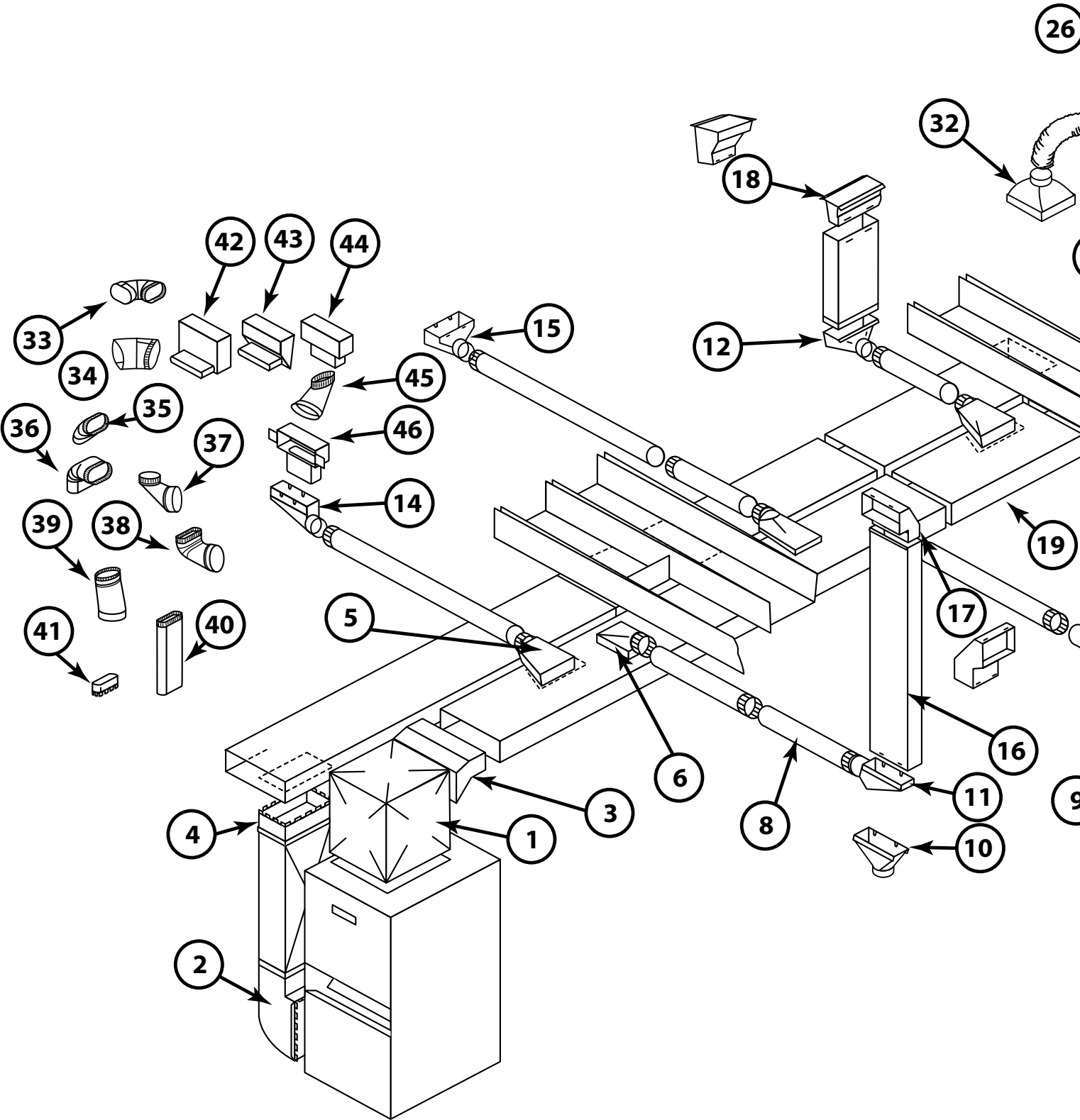
**SPC**  
Coupling

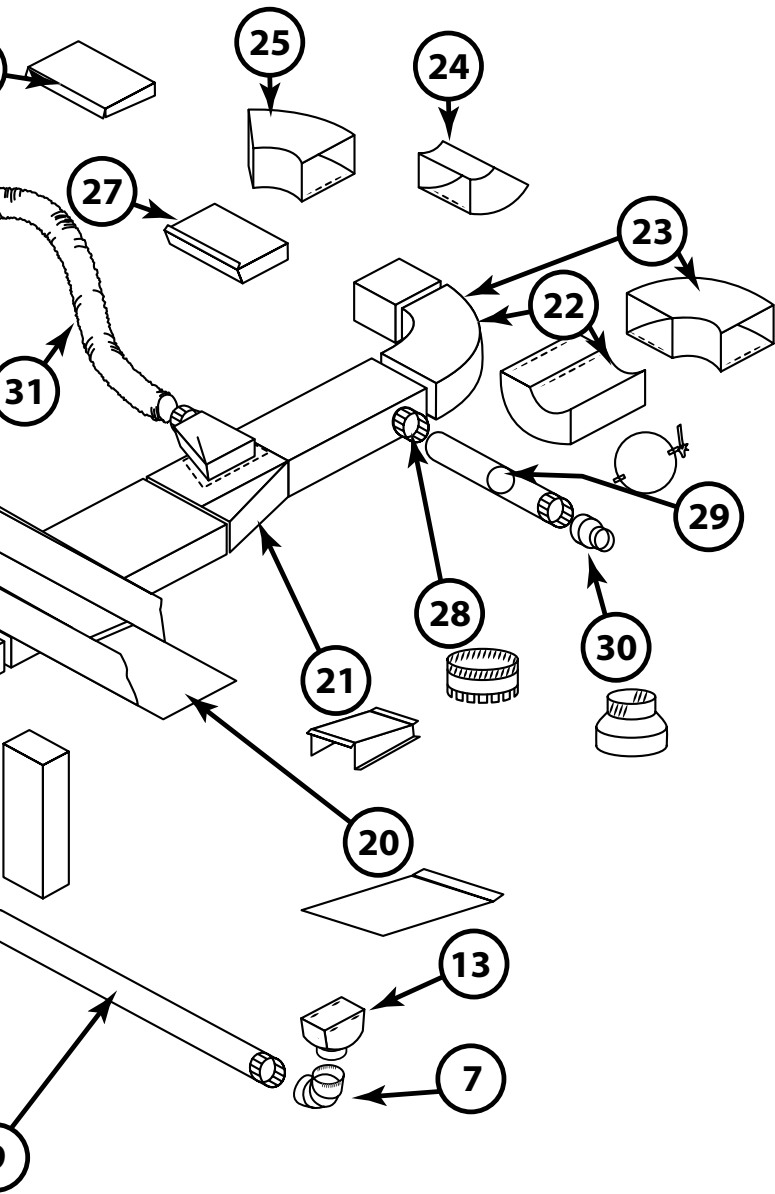


**SPST**  
Perimeter Saddle Tee



# Galvanized Warm Air System





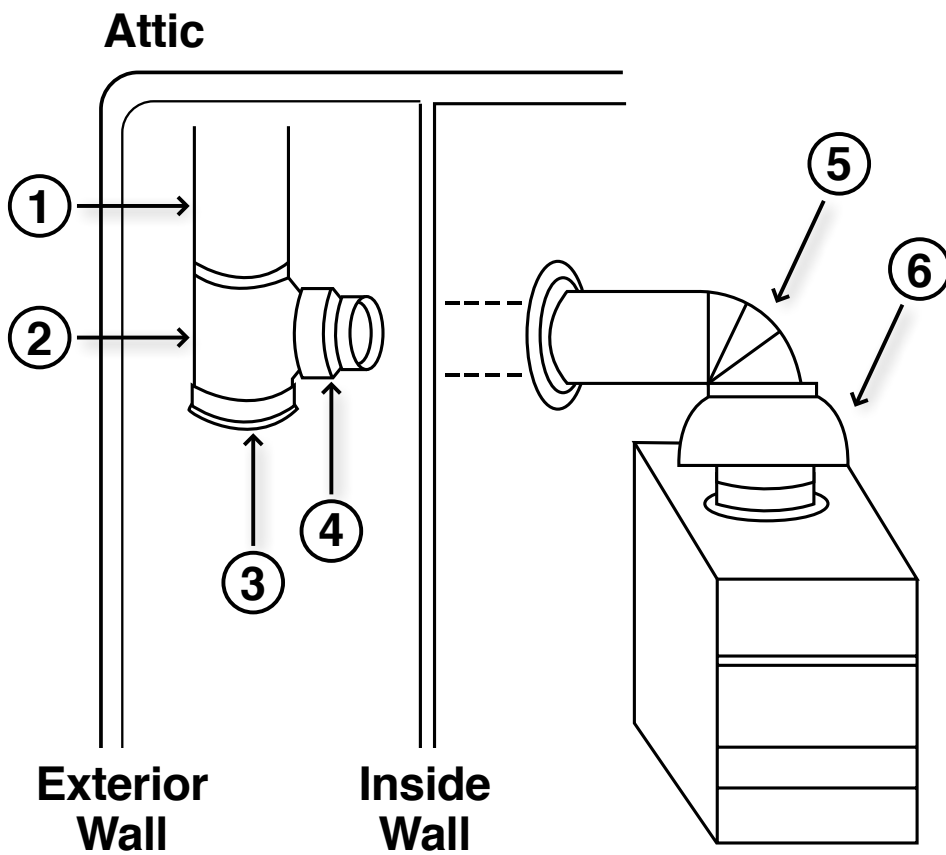
ITEM	PART NO.	
1	Plenum	188
2	Cold Air Boot	189
3	Offset Start Collar	151
4	Straight Start Collar	141
5	Top Takeoff	161
6	Adj. Top Takeoff	181
7	Galv. Adj. El.	302
8	Galv. 2' Pipe	300
9	Galv. 5' Pipe	301
10	Stack Boot - Str.	110S
11	Stack Boot - Ctr.	112S
12	Stack Boot - 90°	113S
13	Reg. Boot - Str.	110R
14	Reg. Boot - Ctr.	112R
15	Reg. Boot - 90°	113R
16	Wallstack	124
17	Stackhead	101
18	Stack Floor Pan	103
19	Duct	125
20	Cold Air Panel	323
21	Duct Red.	200
22	Duct El SW 90	120
23	Duct El LW 90	122
24	Duct Ang. SW 45	121
25	Duct Ang. LW 45	123
26	Duct End Cap	187
27	Duct End Cap	186
28	Collar	313SE/LE
29	Damper	314
30	Reducer/Increase	311/311P/312
31	Insul. Flex Duct	2500 Series
32	Rd-Sq Diffuser Box	320
33	Oval Horizontal Elbow	502-0F
34	Oval Horizontal Angle	503-0F
35	Oval Vertical Angle	503-0
36	Oval Vertical Elbow	502-0
37	Oval End Boot	504-0
38	Oval Register 90° Boot	505-0
39	Oval Straight Boot	506-0
40	Oval Pipe	500/501-0
41	Oval Start Collar	513SE/LE
42	Sq. to Oval Horz. Boot	510-0
43	Sq. to Oval Angle Boot	509-0
44	Sq. to Oval Straight Boot	508-0
45	Oval to Oval Reverse Boot	511-0
46	Oval Stackhead	507-0

# Flue Pipe System

## Item

1	Galv. Pipe	300
2	Galv. Tee Joint	304
3	Galv. Cap/Plug	310/309
4	Galv. Red./Inc.	311/311P/312
5	Galv. Adj. Elbow	302
6	Galv. Draft Diverter	350

\*\*\* **NEVER use single wall pipe in areas that will remain non-conditioned space – i.e. unheated attic/outside of the exterior wall – ALWAYS CHECK CODES**



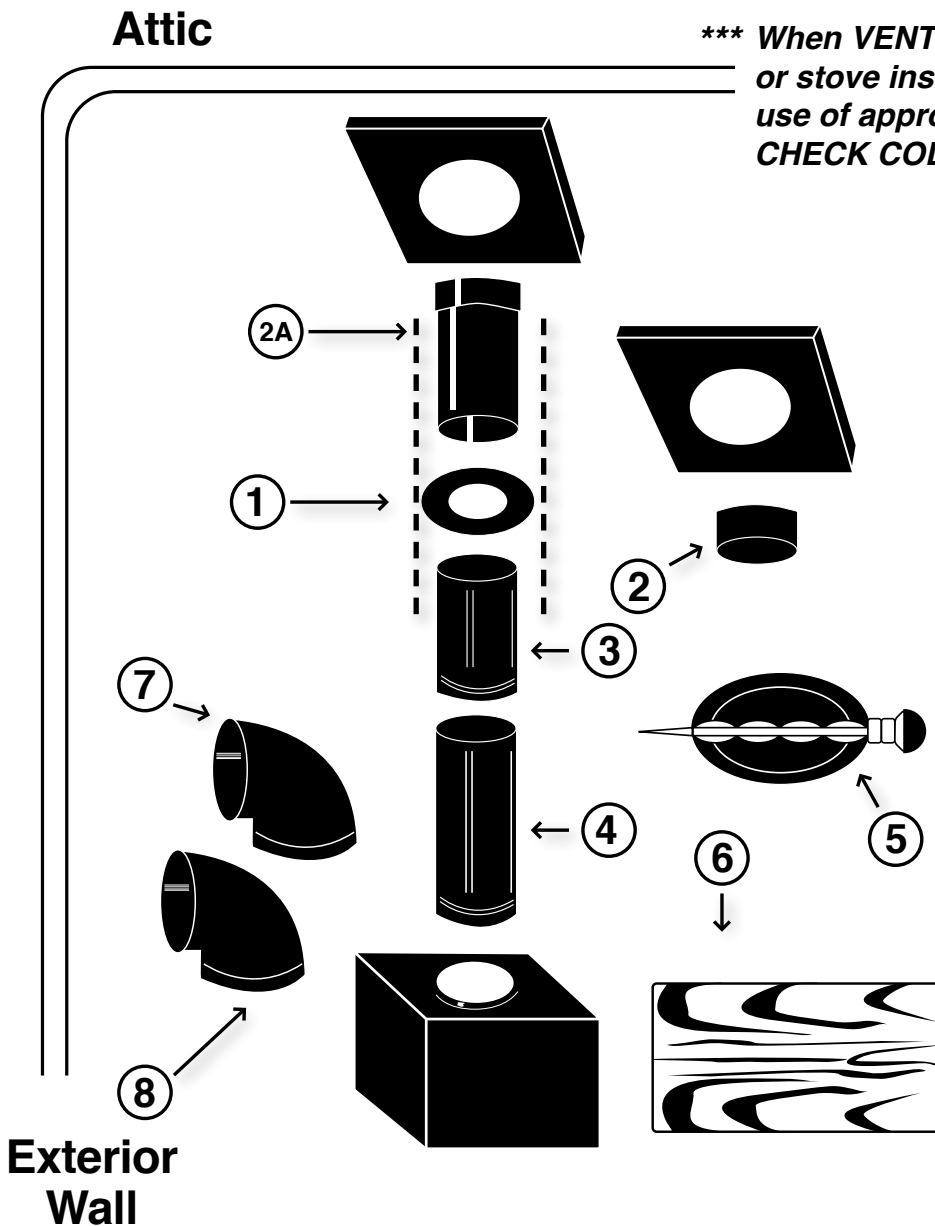
# Black Pipe System

<i>Item</i>	<i>Part No.</i>
1 Black Trim Collar	605
2 Black Crimp Both Ends	606
2A Black Slip Joint	607SE/LE
3 Black Pipe – 1'	600A
4 Black Pipe – 2'	600
5 Cast Iron Damper	CID
6 Stoveboard	UL or non-UL

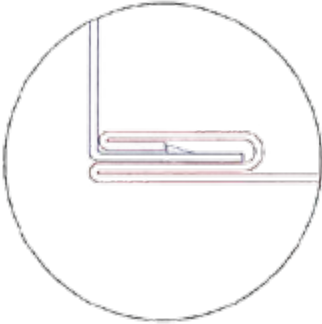
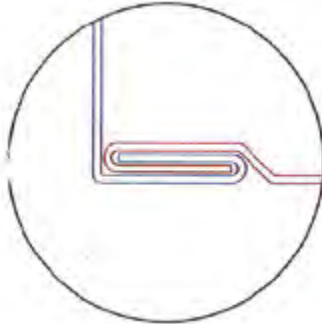
***If going through wall use elbow to turn:***

7 Black Corr. EL	602C
8 Black Adj. EL	602

**\*\*\* When VENTING always refer to furnace or stove installation instructions to insure use of approved venting materials – ALWAYS CHECK CODES**



# Trunk Duct Style Comparison

Trunk Style	Seam Lock Style (Length)	End Lock Style (Width x Depth)	Drives	S-Cleat
<b>S/D</b> <b>Slide and Drive Trunk)</b> (Slip and Drive Trunk)	<b>Button lock</b> 2 sections are snapped together-they can not be taken apart	<b>Removable or movable S-cleat</b> each section snaps into the s-cleat on 2 sides then a drive is slid on the other 2 sides	<b>1 drive taped to each section</b>	<b>Attached to the width side of each section</b>
				
<b>S/L</b> <b>Snap - Lock Trunk</b>	<b>Slide lock</b> 2 sections are slid together, can be taken back apart	<b>S-Cleat is manufactured as part of each section on both sides. Each joint snaps together on all 4 sides</b>	<b>none</b>	<b>Manufactured as part of the section - all sides</b>
				
<b>K/C</b> <b>King Cleat</b>	<b>Button lock</b> 2 sections are snapped together, Once together-they can not be taken apart	<b>S-Cleat is manufactured as part of each section on both sides. Each joint snaps together on all 4 sides</b>	<b>none</b>	<b>Manufactured as part of the section - all sides</b>

# Product Number Index

Part #	Page #	Product Description	Part #	Page #	Product Description
50	13	Canvas Connector (Furnance to Plenum)	176	22	Wallstack Side Takeoff
60	13	Canvas Connector (Plenum to Duct)	177	22	Wallstack Top Takeoff
70	13	Canvas Connector (Duct to Duct)	181	33	Adjustable Takeoff
80L	9	Snap Lock Trunk Transition - Left	181A	38	Adjustable Takeoff w/ Adhesive
80LSD	7	Slide & Drive Trunk Transition - Left	181AD	38	Adjustable Takeoff w/ Adhesive and Damper
81C	9	Snap Lock Trunk Transition - Center	181FG	34	Fiberglass Adjustable Takeoff
81CA	9	Snap Lock Trunk Transition w/ Adhesive - Center	184	11	Trunk Duct Volume Damper
81CSD	7	Slide & Drive Trunk Transition - Center	185	11	Trunk Hanger
81CSDA	7	Slide & Drive Trunk Transition w/ Adhesive - Center	186SNP	10	Snap Lock End Cap
82R	9	Snap Lock Trunk Transition - Right	187SET	10	Snap Lock Set In Cap
82RSD	7	Slide & Drive Trunk Transition - Right	187SETSD	7	Slide & Drive Set In Cap
100	23	Out of Wall Stackhead	188	15	Plenum
101	23	Baseboard Stackhead	189	18	Snap Lock Cold Air Boot
102	23	Baseboard Stackhead - Two Registers	189A	18	Snap Lock Adhesive Cold Air Boot
103	23	Floor Pan Stackhead	189ISB	14	Insulated Support Box
104	23	Sidewall Stackhead	189K	18	Snap Lock Cold Air Boot Kit
104E	23	Sidewall Stackhead w/ Ears	189KA	18	Snap Lock Cold Air Boot Kit w/ Adhesive
104-11	23	Sidewall Stackhead w/ 11" Throat	189K-C	18	Snap Lock Cold Air Boot Kit w/ Canvas Connector
110CRD	66	Straight Boot w/ Ceiling Radiation Damper	189SB	13	Support Box
110R	37	Straight Register Boot	189SBD	13	Support Box w/ Door
110S	23	Straight Stack Boot	189SBDR	13	Support Box w/ Drawer
112CRD	66	End Boot w/ Ceiling Radiation Damper	189SD	16	Slide & Drive Cold Air Boot
112R	37	End Register Boot - Center	189SDA	16	Slide & Drive Adhesive Cold Air Boot
112RL	37	End Register Boot - Left	189SDK	16	Slide & Drive Cold Air Boot Kit
112RR	37	End Register Boot - Right	189SDKA	16	Slide & Drive Cold Air Boot Kit w/ Adhesive
112S	23	End Stack Boot - Center	189SDK-C	16	Slide & Drive Cold Air Boot Kit w/ Canvas Connector
112SL	23	End Stack Boot - Left	189VSB	13	Vertical Support Box
112SR	23	End Stack Boot - Right	190	6	Slide & Drive Trunk Duct Reducer
113A	37	90° Adjustable Register Boot	190S	9	Snap Lock Trunk Duct Reducer
113CRD	66	90° Boot w/ Ceiling Radiation Damper	191	33	Pivot Takeoff (Discontinued Item)
113R	37	90° Register Boot	199S	19	Snap Lock Cold Air Boot Side Entry w/ Doors
113S	23	90° Stack Boot	199S-36	19	Snap Lock Cold Air Boot Side Entry w/ Doors 36" High
114A	21	"A" Adapter	199SDS	17	Slide & Drive Cold Air Boot Side Entry w/ Doors
115B	21	"B" Adapter	199SDS-36	17	Slide & Drive Cold Air Boot Side Entry w/ Doors 36" High
117SET	21	Wallstack End Cap	199SDT	17	Slide & Drive Cold Air Boot Top Entry w/ Door
120	8	Snap Lock Trunk Elbow - Shortway	199SDT-36	17	Slide & Drive Cold Air Boot Top Entry w/ Door 36" High
120	20	Wallstack Elbow - Shortway	199T	19	Snap Lock Cold Air Boot Top Entry w/ Door
120SD	6	Slide & Drive Trunk Elbow - Shortway	199T-36	19	Snap Lock Cold Air Boot Top Entry w/ Door 36" High
121	8	Snap Lock Trunk Angle - Shortway	200	9	Snap Lock Trunk Duct Reducer / Increaser
121	20	Wallstack Angle - Shortway	200SD	7	Slide & Drive Trunk Duct Reducer / Increaser
121SD	6	Slide & Drive Trunk Angle - Shortway	201	33	Round to Round Takeoff
122	8	Snap Lock Trunk Elbow - Longway	201A	38	Round to Round Takeoff w/ Adhesive
122	20	Wallstack Elbow - Longway	300	24	24" Round Pipe
122SD	6	Slide & Drive Trunk Elbow - Longway	300A	24	12" Round Pipe
123	8	Snap Lock Trunk Angle - Longway	300C	24	30" Round Pipe
123	21	Wallstack Angle - Longway	301	24	60" Round Pipe
123SD	6	Slide & Drive Trunk Angle - Longway	301120	25	120" Round Pipe
124	20	Wallstack	302	25	90° Adjustable Elbow
125	8	Snap Lock Trunk Duct	302C	25	Corrugated Elbow
125KC	8	King Cleat Trunk Duct	303	25	45° Adjustable Angle
125SD	6	Slide & Drive Trunk Duct	304-EZ	30	Tee - Easy Flow Style
126	22	Wallstack Reverse Elbow - Left	304-12	30	Tee - Pipe Style (12" high)
127	22	Wallstack Reverse Elbow - Center	304-15	30	Tee - Pipe Style (15" high)
128	22	Wallstack Reverse Elbow - Right	304-18	30	Tee - Pipe Style (18" high)
141	9	Snap Lock Trunk Duct Straight Start Collar	304-24	30	Tee - Pipe Style (24" high)
141A	9	Snap Lock Trunk Duct Straight Start Collar w/ Adhesive	305	30	Reducing Tee - Easy Flow Style
141	21	Wallstack Straight Start Collar	305ST	30	Reducing Tee - Straight Style
141SD	7	Slide & Drive Trunk Duct Straight Start Collar	306	31	Tapered Flue Tee - Easy Flow Style
141SDA	7	Slide & Drive Trunk Duct Straight Start Collar w/ Adhesive	306A	31	Swivel Tee
151	10	Snap Lock Trunk Duct Offset Start Collar	306ST	31	Tapered Flue Tee - Straight Style
151A	10	Snap Lock Trunk Duct Offset Start Collar w/ Adhesive	307	31	Wye Branch
151SD	7	Slide & Drive Trunk Duct Offset Start Collar	308	31	Perimeter Tee
151SDA	7	Slide & Drive Trunk Duct Offset Start Collar w/ Adhesive	309	27	Round Plug - Crimped
161	32	Top Takeoff	309H	27	Round Plug w/ Handle - Crimped
161A	38	Top Takeoff w/ Adhesive	310	27	Round Cap - No Crimp
161AD	38	Top Takeoff w/ Adhesive and Damper	310H	27	Round Cap w/ Handle - No Crimp
161D	32	Double Top Takeoff	311	26	Reducer - Small End Crimped
161FG	34	Fiberglass Top Takeoff	311F	26	Flat Reducer - Small End Crimped
161FGD	34	Fiberglass Top Takeoff w/ Damper	311P	26	Reducer - No Crimp
161FGDE	34	Fiberglass Top Takeoff w/ Damper for 2" Ductboard	311PF	26	Flat Reducer - No Crimp
161FGE	34	Fiberglass Top Takeoff for 2" Ductboard	312	26	Increaser - Large End Crimped
163	33	Side Takeoff	312F	26	Flat Increaser - Large End Crimped
163A-R	38	Side Takeoff w/ Adhesive - Rectangular Base	313FGD	34	Round Start Collar - 6" Long w/ Damper
163AD-R	38	Side Takeoff w/ Adhesive and Damper - Rectangular Base	313FGH	34	Round Start Collar - 6" Long w/ Holes
163A-SQ	38	Side Takeoff w/ Adhesive - Square Base			
163AD-SQ	38	Side Takeoff w/ Adhesive and Damper - Square Base			

Items in blue are noted in the additional information column on the page number listed. Picture available upon request.



# Product Number Index

Part #	Page #	Product Description	Part #	Page #	Product Description
313LE	34	Round Start Collar - No Crimp	513-0	45	Oval Start Collar - Crimped
313SE	34	Round Start Collar - Crimped	513FG	45	Oval Collar - 6" Long
314D	27	Round Damper w/ Double Quad and Handle	513-NC	45	Oval Start Collar - No Crimp
314S	27	Round Damper w/ Single Quad and Handle	520-0	47	Oval Straight Register Boot
315	27	Thimble	522-0	47	Oval End Register Boot
315A	28	Adjustable Thimble	523-0	47	Oval 90° Register Boot
316	28	Drawband	532-S	48	Oval Side Outlet Box
317	40	Blank Pan	561-0	45	Oval Top Takeoff
317-2	40	Return Pan	600	54	24" Black Pipe
317RP	40	Return Pan	600A	54	12" Black Pipe
318	40	Funnel Pan	600B	54	36" Black Pipe
319	41	Square Diffuser Box	600D	54	24" Black Damper Pipe
320	41	Round to Square Diffuser Box	602	55	90° Adjustable Black Elbow
320NO	42	Diffuser Box w/ No Outlet	602C	55	Corrugated Black Elbow
320S	41	Side Outlet Diffuser Box	603	55	45° Adjustable Black Angle
320T	42	Top Outlet Diffuser Box	603LE	55	Black Cap - No Crimp
320TE	42	Top Outlet Diffuser Box w/ Ears	603LEH	55	Black Cap w/ Handle - No Crimp
321	28	Round to Round Ceiling Outlet	603SE	55	Black Plug - Crimped
323	14	Panning	603SEH	55	Black Plug w/ Handle - Crimped
324	11	S-Cleat	604	56	Black Tee - Easy Flow Style
324S	11	Standing S-Cleat	605	56	Black Trim Collar
325	29	Round Damper Section	606	56	Black Crimp Both Ends
326	29	Round Start Collar - 6" Long w/ Damper - No Crimp	607LE	56	Black Slip Joint - No Crimp
327	49	Shanty Cap - Square Style	607SE	56	Black Slip Joint - Crimped
327A	49	Adjustable Shanty Cap	610	57	Black Oval to Round Boot
327R	49	Shanty Cap - Round Style	610-3PC	57	Black Oval to Round Boot - 3 Piece
327RS	49	Shanty Cap - Round Style w/ Screen	611	58	Black Reducer - Small End Crimped
328	50	Dryer Vent	611P	58	Black Reducer - No Crimp
328S	50	Dryer Vent w/ Screen & Flap	612	58	Black Increaser - Large End Crimped
329	50	Fresh Air Intake	616	57	Black Drawband
330	49	Trim collar	618	54	18" Black Pipe
332	29	Crimp Both Ends	620	57	5 in 1 Black Flue Adapter
335	50	Storm Collar	800	52	24" Aluminum Pipe
350	51	Vertical Draft Diverter	801	52	Aluminum Flex Duct
352	51	Horizontal Draft Diverter	802	52	90° Adjustable Aluminum Elbow
400A	39	Round Adhesive - Plain	804-A	53	Aluminum Dryer Vent Kit
400AD	39	Round Adhesive w/ Damper	805	53	Aluminum Wall Cap
400AS	39	Round Adhesive w/ Scoop	806	53	Aluminum Roof Jack
400ASD	39	Round Adhesive w/ Scoop & Damper	807	52	Aluminum Dryer Vent
400D	36	Spin Fitting for Ductboard - Plain	860	52	60" Aluminum Pipe
400M	36	Spin Fitting for Metal - Plain	900	70	36" Stainless Steel Pipe
401D	36	Spin Fitting for Ductboard w/ Damper	901	70	48" Stainless Steel Pipe
401M	36	Spin Fitting for Metal w/ Damper	902	70	90° Adjustable Elbow
402D	36	Spin Fitting for Ductboard w/ Scoop	903	70	45° Angle
402M	36	Spin Fitting for Metal w/ Scoop	904	70	Pipe Style Tee
403D	36	Spin Fitting for Ductboard w/ Scoop & Damper	907	70	Storm Collar
403M	36	Spin Fitting for Metal w/ Scoop & Damper	909	71	Plug - Crimped
404D	35	Tab Collar for 1" to 1 1/2" Ductboard	910	71	Cap - No Crimp
404D-2	35	Tab Collar for 2" Ductboard	911	71	Reducer - Small End Crimped
404D-A	39	Tab Collar Adhesive for 1" to 1 1/2" Ductboard	900A	70	12" Stainless Steel Pipe
404D-2A	39	Tab Collar Adhesive for 2" Ductboard	900B	70	24" Stainless Steel Pipe
405D	35	Tab Collar w/ Damper for 1" to 1 1/2" Ductboard	900C	70	18" Stainless Steel Pipe
405D-2	35	Tab Collar w/ Damper for 2" Ductboard	911P	71	Plain Reducer - No Crimp
405D-A	39	Tab Collar Adhesive w/ Damper - for 1" to 1 1/2" Ductboard	912	71	Increaser - Large End Crimped
405D-2A	39	Tab Collar Adhesive w/ Damper - for 2" Ductboard	927	71	Rain Cap - Round Style
406A	39	Saddle Style Adhesive - Plain	1200	50	Roof Flashing
406AD	39	Saddle Style Adhesive w/ Damper	2500	63	Black Polyethylene Duct
406AS	39	Saddle Style Adhesive w/ Scoop	2500-S	63	Metalized Polyester Duct
406ASD	39	Saddle Style Adhesive w/ Scoop & Damper	2500-UI	63	Polyester Connector
408A	39	Conical Adhesive - Plain	3109NF	67	Insulated Boxes
408AD	39	Conical Adhesive w/ Damper	3209NF	67	Insulated Boxes
408ADSO	39	Conical Adhesive w/ Damper and Standoff	3309NF	67	Insulated Boxes
408AS	39	Conical Adhesive w/ Scoop	3409NF	67	Insulated Boxes
408ASD	39	Conical Adhesive w/ Scoop & Damper	3500F	67	Insulated Boxes
500-0	43	60" Oval Pipe	3500FA	69	Insulated Boxes
501-0	43	100" Oval Pipe	3500FS	68	Insulated Boxes
502-0	43	Vertical Oval Elbow	3500NF	67	Insulated Boxes
502-0F	43	Flat Oval Elbow	3500NFS	69	Insulated Boxes
503-0	43	Vertical Oval Angle	3506F	67	Insulated Boxes
503-0F	43	Flat Oval Angle	3506NF	68	Insulated Boxes
504-0	44	Round to Oval End Boot	3506TF	68	Insulated Boxes
505-0	44	Round to Oval 90° Boot	3600F	67	Insulated Boxes
506-0	44	Round to Oval Straight Boot	3600F8	67	Insulated Boxes
507-0	46	Oval Stackhead	3600FA	69	Insulated Boxes
5070D	46	Double Oval Stackhead	3600FA8	69	Insulated Boxes
507NO	46	Oval Stackhead - Box Portion Only			
508-0	46	Oval Straight Stack Boot			
509-0	47	Oval 45° Register Box			
510-0	47	Oval 90° Register Box			
511-0	44	Oval to Oval Reverse Boot			
512-0	43	112" Oval Pipe			

Items in blue are noted in the additional information column on the page number listed. Picture available upon request.



# Product Number Index

Part #	Page #	Product Description	Part #	Page #	Product Description
3600FS	68	Insulated Boxes	SP310	73	End Cap
3600FS8	68	Insulated Boxes	SP311	73	Reducer
3600NF	67	Insulated Boxes	SP45SAD	72	45° Saddle
3600NF8	67	Insulated Boxes	SP90SAD	72	90° Saddle
3600NFS	69	Insulated Boxes	SPC	73	Coupling
3600NFS8	69	Insulated Boxes	SPST	73	Perimeter Saddle Tee
3606F	67	Insulated Boxes	SS	64	Silver Pipe Sleeve
3606F8	67	Insulated Boxes	STOVEBOARD	62	UL/Non-UL Stoveboards
3606NF	68	Insulated Boxes	TEL	54	Telescopic Pipe
3606NF8	68	Insulated Boxes	TOP	15	Plenum Top
3606TF	68	Insulated Boxes	U-CHANNEL	11	U-Channel
3606TF8	68	Insulated Boxes	WASHERS	65	Washers for Handles & Wing Nuts
3700F	69	Insulated Boxes	WDG-30	12	Galvanized Wedge
3700NF	68	Insulated Boxes	WDGO-30	12	Galvanized Wedge w/ Outlet
3706NF	68	Insulated Boxes			
3800F	69	Insulated Boxes			
3800F8	69	Insulated Boxes			
3800NF	68	Insulated Boxes			
3800NF8	68	Insulated Boxes			
3806NF	68	Insulated Boxes			
3806NF8	68	Insulated Boxes			
5020	65	Stove Pipe Screws			
BAP	60	Black Ash Pail			
BAP-KIT	60	Black Ash Pail w/ Shovel			
BLK-HODSET	59	Black Coal Hod & Shovel			
BRB	37	Basement Register Boot			
BS	63	Black Pipe Sleeve			
CAF	14	Cold Air Frame			
CANVAS	13	MBX Canvas			
CANVAS-JBX	13	JBX Canvas			
CID	60	Cast Iron Damper			
CLEATMAT	66	Cleat Material			
DOOR	61	Galvanized Clean Out Door			
DOOR-CI	61	Cast Iron Clean Out Door			
DRIVE	11	Drive Cleats			
DUCTULATOR	66	Ductulator			
FANN	65	Room to Room Fan			
FC	63	Foil Connector Duct			
FLUESTOP	61	Fluestops			
FR1	15	Premium Style Filter Rack - Top Entry			
FR2	15	Filter Rack w/ Notches - Side Entry			
FR3	15	Economy Style Filter Rack - Side Entry			
GNV	51	Gooseneck Vent			
GOLD	60	Gold Trim Collar			
HANDLES	65	Damper Handles			
HOD	59	Coal Hods			
HOSE	51	Hose			
MAGNET	14	Magnet - 100' Roll			
MH	64	Mobile Home Duct			
NUTS	65	Wing Nuts			
PAN	14	Drain Pans			
PANEL	15	Plenum Panel			
RO	7	Radius Offset			
SADDLE-45	28	45° Vent Saddle			
SADDLE-90	28	90° Vent Saddle			
SC	29	Sleeve Connector			
SDA-5	16	Slide & Drive Cold Air Boot w/ Adhesive for 5" Filter - Top Load			
SDA-5U	16	Slide & Drive Cold Air Boot w/ Adhesive for 5" Filter - Universal Side Load			
SDKA-5	17	Slide & Drive Cold Air Boot Kit w/ Adhesive for 5" Filter - Top Load			
SDKA-5U	16	Slide & Drive Cold Air Boot Kit w/ Adhesive for 5" Filter - Universal Side Load			
SDKAC5	16	Slide & Drive Cold Air Boot Kit w/ Adhesive for 5" Filter w/ Canvas Connector			
SHOVEL	59	Shovels			
SLA-5	18	Snap Lock Cold Air Boot for 5" Filter - Top Load			
SLA-5U	18	Snap Lock Cold Air Boot for 5" Filter - Universal Side Load			
SLKA-5	19	Snap Lock Cold Air Boot Cold Air Boot Kit w/ Adhesive for 5" Filter - Top Load			
SLKA-5U	18	Snap Lock Cold Air Boot Kit w/ Adhesive for 5" Filter - Universal Side Load			
SLKAC5	18	Snap Lock Cold Air Boot Kit w/ Adhesive for 5" Filter w/ Canvas Connector			
SP301	72	Spiral Pipe			
SP302	72	90° Elbow			
SP303	72	45° Angle			
SP304	73	90° Tee			
SP306	73	45° Tee			

Items in blue are noted in the additional information column on the page number listed. Picture available upon request.

# Product Name Index

Product Name	Part #	Page #	Product Name	Part #	Page #
Accessories - Hearth .....	5020	65	Boot - Stack .....	BRB	37
	BAP	60		110S	23
	BAP-KIT	60		112S	23
	BLK-HODSET	59		112SL	23
	DOOR	61		112SR	23
	DOOR-CI	61		113S	23
	FANN	65	Boxes.....	319	41
	FLUESTOP	61		320	41
	HOD	59		320NO	42
	SHOVEL	59		320S	41
Accessories - HVAC.....	185	11		320T	42
	CANVAS	13		320TE	42
	CANVAS-JBX	13		509-0	47
	DUCTULATOR	66		510-0	47
	HANDLES	65		532-S	48
	MAGNET	14	Cap - Shanty .....	327	49
	NUTS	65		327A	49
	U-CHANNEL	11		327R	49
	WASHERS	65		327RS	49
Adapters.....	114A	21		927	71
	115B	21	Cap - Stack.....	117SET	21
	620	57	Cap - Trunk.....	186SNP	10
Adhesive - Conical .....	408A	39		187SET	10
	408AD	39		187SETSD	7
	408ADSO	39	Cap/Plug - Round .....	309	27
	408AS	39		309H	27
	408ASD	39		310	27
Adhesive - Round.....	400A	39		310H	27
	400AD	39		909	71
	400AS	39		910	71
	400ASD	39		603LE	55
Adhesive - Saddle .....	406A	39		603LEH	55
	406AD	39		603SE	55
	406AS	39		603SEH	55
	406ASD	39	Ceiling Outlet .....	321	28
Angle - Oval .....	503-0	43	Cold Air Frame.....	CAF	14
	503-0F	43	Cold Air Kit.....	189K	18
Angle - Round.....	303	25		189KA	18
	603	55		189K-C	18
	903	70		189SDK	16
Angle - Stack.....	121	20		189SDKA	16
	123	21		189SDK-C	16
Angle - Trunk .....	121	8		SDKA-5	17
	121SD	6		SDKA-5U	16
	123	8		SDKAC5	16
	123SD	6		SLKA-5	19
Boot - Cold Air .....	189	18		SLKA-5U	18
	189A	18		SLKAC5	18
	189SD	16	Collar - Oval .....	513-0	45
	189SDA	16		513-NC	45
	199S	19		513FG	45
	199S-36	19	Collar - Round.....	313FGD	34
	199SDS	17		313FGH	34
	199SDS-36	17		313LE	34
	199SDT	17		313SE	34
	199SDT-36	17		325	29
	199T	19		326	29
	199T-36	19		330	49
	SDA-5	16		335	50
	SDA-5U	16		605	56
	SLA-5	18		907	70
	SLA-5U	18		GOLD	60
Boot - Oval .....	504-0	44	Collar - Stack .....	141	21
	505-0	44	Collar - Trunk .....	141	9
	506-0	44		141A	9
	508-0	46		141SD	7
	511-0	44		141SDA	7
	520-0	47		151	10
	522-0	47		151A	10
	523-0	47		151SD	7
	610	57		151SDA	7
	610-3PC	57	Connector .....	50	13
Boot - Radiation Damper .....	110CRD	66		60	13
	112CRD	66		70	13
	113CRD	66		332	29
Boot - Register.....	110R	37			
	112R	37			
	112RL	37			
	112RR	37			
	113A	37			
	113R	37			

Items in blue are noted in the additional information column on the page number listed. Picture available upon request.

# Product Name Index

Product Name	Part #	Page #	Product Name	Part #	Page #
	606	56		3806NF8	68
	SC	29	Offset - Trunk .....	RO	7
Damper - Round .....	314D	27	Pans .....	317	40
	314S	27		317-2	40
	CID	60		317RP	40
Damper - Trunk .....	184	11		318	40
Drain Pans .....	PAN	14	Panning .....	323	14
Drawband .....	316	28	Pipe - Oval .....	500-0	43
	616	57		501-0	43
Drives/Cleats .....	324	11		512-0	43
	324S	11	Pipe - Round .....	300	24
	CLEATMAT	66		300A	24
	DRIVE	11		300C	24
Duct - Trunk .....	125	8		301	24
	125KC	8		301120	25
	125SD	6		600	54
Elbow - Oval .....	502-0	43		600A	54
	502-0F	43		600B	54
Elbow - Round .....	302	25		600D	54
	302C	25		618	54
	602	55		800	52
	602C	55		860	52
	802	52		900	70
	902	70		900A	70
Elbow - Stack .....	120	20		900B	70
	122	20		900C	70
	126	22		901	70
	127	22		TEL	54
	128	22	Plenum .....	188	15
Elbow - Trunk .....	120	8	Plenum Accessories .....	PANEL	15
	120SD	6		TOP	15
	122	8	Reducer - Trunk .....	190	6
	122SD	6		190S	9
Filter Rack .....	FR1	15		200	9
	FR2	15		200SD	7
	FR3	15	Reducer/Inceaser - Round ..	311	26
Flexible Duct .....	2500	63		311F	26
	2500-S	63		311P	26
	2500-UI	63		311PF	26
	BS	63		312	26
	FC	63		312F	26
	MH	64		611	58
	SS	64		611P	58
Insulated Boxes .....	3109NF	67		612	58
	3209NF	67		911	71
	3309NF	67		911P	71
	3409NF	67		912	71
	3500F	67	Saddles .....	SADDLE-45	28
	3500FA	69		SADDLE-90	28
	3500FS	68	Slip Joints .....	607LE	56
	3500NF	67		607SE	56
	3500NFS	69	Spin Fitting - Ductboard .....	400D	36
	3506F	67		401D	36
	3506NF	68		402D	36
	3506TF	68	Spin Fitting - Metal .....	403D	36
	3600F	67		400M	36
	3600F8	67		401M	36
	3600FA	69		402M	36
	3600FA8	69		403M	36
	3600FS	68	Spiral .....	SP301	72
	3600FS8	68		SP302	72
	3600NF	67		SP303	72
	3600NF8	67		SP304	73
	3600NFS	69		SP306	73
	3600NFS8	68		SP310	73
	3606F	67		SP311	73
	3606F8	67		SP45SAD	72
	3606NF	68		SP90SAD	72
	3606NF8	68		SPC	73
	3606TF	68		SPST	73
	3606TF8	68	Stackheads .....	100	23
	3700F	69		101	23
	3700NF	68		102	23
	3706NF	68		103	23
	3800F	69		104	23
	3800F8	69			
	3800NF	68			
	3800NF8	68			
	3800NF8	69			
	3806NF	68			

Items in blue are noted in the additional information column on the page number listed. Picture available upon request.

# Product Name Index

Product Name	Part #	Page #	Product Name	Part #	Page #
	104-11	23			
	104E	23			
Stackhead - Oval .....	507-0	46			
	5070D	46			
	507NO	46			
Stoveboards.....	STOVEBOARD	62			
Support Boxes.....	189ISB	14			
	189SB	13			
	189SBD	13			
	189SBDR	13			
	189VSB	13			
Tab Collars .....	404D	35			
	404D-2	35			
	405D	35			
	405D-2	35			
Tab Collars - Adhesive.....	404D-A	39			
	404D-2A	39			
	405D-A	39			
	405D-2A	39			
Takeoff.....	161	32			
	161D	32			
	161FG	34			
	161FGD	34			
	161FGDE	34			
	161FGE	34			
	163	33			
	181	33			
	181FG	34			
	191	33	(Discontinued Item)		
	201	33			
Takeoff - Adhesive.....	161A	38			
	161AD	38			
	163A-R	38			
	163AD-R	38			
	163A-SQ	38			
	163AD-SQ	38			
	181A	38			
	181AD	38			
	201A	38			
Takeoff - Oval.....	561-0	45			
Takeoff - Stack.....	176	22			
	177	22			
Tee - Perimeter.....	308	31			
Tee - Reducing.....	305	30			
	305ST	30			
Tee - Round.....	304-12	30			
	304-15	30			
	304-18	30			
	304-24	30			
	304-EZ	30			
	306A	31			
	604	56			
	904	70			
Tee - Tapered .....	306	31			
	306ST	31			
Tee - Wye.....	307	31			
Thimble.....	315	27			
	315A	28			
Transition - Trunk .....	80L	9			
	80LSD	7			
	81C	9			
	81CA	9			
	81CSD	7			
	81CSDA	7			
	82R	9			
	82RSD	7			
Venting .....	328	50			
	328S	50			
	329	50			
	350	51			
	352	51			
	801	52			
	804-A	53			
	805	53			
	806	53			
	807	52			
	1200	50			
	GNV	51			
	HOSE	51			
Wallstack.....	124	20			
Wedge.....	WDG-30	12			
	WDGO-30	12			

Items in blue are noted in the additional information column on the page number listed. Picture available upon request.