

# Dunkirk® | DXL Series

Innovative. Efficient. Dependable. Dunkirk.


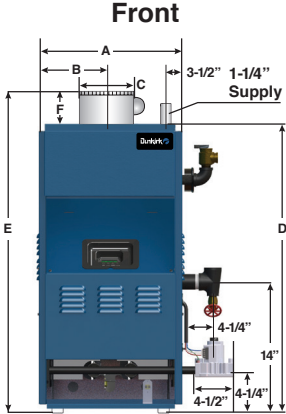




## DXL

Up to 83.5% AFUE Gas Fired Hot Water Boiler

- Dependable Cast Iron Heat Exchanger with Cast Iron Push Nipples. The Sections and Push Nipples expand at the same rate when heated. By using similar materials instead of less expensive gaskets the boiler maintains a water tight seal over time.
- Advanced Fuel Smart Hydrostat Control: 3 Functions in 1 Control
  - Temperature limit with LED display and easy dial settings. Diagnostic and function indicator lights.
  - Low Water Cut-Off (LWCO), protects the boiler from damaging low water conditions.
  - Boiler Reset, lowers the boiler temperature to save fuel by turning on the burner only when needed. Setup is quick with no need to install an outdoor sensor; just dial in the number of heating zones.
- Atmospheric Chimney Vent Boiler with Integral Draft Diverter. The Integral Draft Hood reduces the overall height and footprint of the boiler making it ideal for low clearance/space limited installations.
- Textured paint Jacket with easy service access.
- Cast to Last Warranty
  - 20 year non-prorated limited warranty



## Dunkirk DXL Series Gas-Fired Hot Water Boiler

Dimensional Diagram	Model	Standard Input Rate (MBH) <sup>(1)</sup>	High Altitude Input Rate (MBH) <sup>(1)</sup>	Heating Capacity (MBH) <sup>(1)</sup>	Net AHRI Rating, Water (MBH) <sup>(2)</sup>	Air Cushion Tank <sup>(3)</sup>	No. of Burners	AFUE %	
	DXL-50	50	45	42	37	15	1	83.5%	
	DXL-75	75	67.5	63	55	15	2	83.1%	
	DXL-100	100	90	83	72	30	2	83.0%	
	DXL-125	125	112.5	104	90	30	3	82.0%	
	DXL-150	150	135	124	108	30	3	83.0%	
	DXL-170	170	153	139	121	30	4	82.0%	
	DXL-200	200	180	165	143	30	4	82.0%	
<p>(1) Input rating for sea level to 2,000 ft. (610m) above sea level. United States, over 2000 ft. (610m) above sea level. Reduce input rate 4% for every 1000 ft. (304m) above sea level.</p> <p>(2) Net AHRI Water Ratings shown based on piping and pickup allowance of 1.15. Consult manufacturer before selecting boiler for installations having unusual piping and pickup requirements, such as intermittent system operation, extensive piping systems, etc.</p> <p>For forced hot water systems where boiler and all piping within area to be heated, boiler may be selected on basis of its heating capacity.</p> <p>(3) Recommended tank sizes for non-ferrous baseboard or radiant panel systems. Increase size for cast iron baseboard and radiation.</p>									
<p><b>General Information</b> (See Installation, Operation and Maintenance Manual for complete instructions)</p>									
<p><b>Front</b></p> 	<p><b>Clearances</b> (4) Required distances measured from boiler.</p> <p>*Definition of Alcove is three sided space with no wall in front of boiler. ANSI standard for alcove is 18 inches from appliance to leading edge of side walls as shown in IOM.</p>	<p><b>Combustible Materials (Required) <sup>(4)</sup></b></p>							
		Top	18" (457 mm)						
		Front	Alcove*						
		Flue Connector	6" (152 mm)						
		Rear	4" (102 mm)						
		Control Side	9" (229 mm)						
Other Side	3" (76 mm)								
<p><b>Connections (All Models)</b></p>		Return/Supply Water 1-1/4", Gas In 1/2" NPT (50, 75, 100, 125, 150), 3/4" NPT (170, 200)							
<p><b>Electrical</b></p>		120 Volts AC, 60 hertz, 1 phase, Less than 12 amps (15 amp circuit recommended)							
<p><b>Water Content</b></p>		50 - 2.4 Gallons, 75/100 - 4.0 Gallons, 125/150 - 5.6 Gallons, 170/200 - 7.2 Gallons							
<p><b>Dimensions/Weights</b></p>	<p><b>Model</b></p>	<b>A</b>	<b>B</b>	<b>C</b>	<b>D</b>	<b>E</b>	<b>F</b>	<b>Weight</b>	
	DXL - 50	11-1/8"	5-1/2"	4"	30-3/4"	36-3/4"	6"	205 lbs.	
	DXL - 75	15"	7-1/2"	5"	30-3/4"	36-3/4"	6"	253 lbs.	
	DXL - 100	15"	7-1/2"	6"	30-3/4"	37-1/4"	6-1/2"	253 lbs.	
	DXL - 125	18-7/8"	9-1/2"	6"	30-3/4"	37-1/4"	6-1/2"	315 lbs.	
	DXL - 150	18-7/8"	9-1/2"	7"	30-3/4"	37-3/4"	7"	315 lbs.	
	DXL - 170	22-3/4"	11-1/2"	7"	30-3/4"	38-3/4"	7"	377 lbs.	
	DXL - 200	22-3/4"	11-1/2"	8"	30-3/4"	38-3/4"	8"	377 lbs.	
<p><b>Standard Equipment</b></p>		<p>Boiler Control Module: Recessed Fuel Smart Hydrostat Temperature Limit, LWCO and Boiler Reset Control with Circulator Relay and Domestic Hot Water Input Override.</p> <p>User Display Interface: Temperature LED display with dial-type settings and diagnostic indicator lights.</p> <p>Heat Exchanger: Cast Iron Sections with Cast Iron Push Nipples.</p> <p>Combustion: Completely Installed and Wired Gas Control System with Burners and Manifold consisting of Stainless Steel Burners, Automatic Redundant Combination Gas Valve, 24 Volt Intermittent Pilot Control, Continuous Retry 100% Shut-Off, Combination Pilot Burner/Electrode/Sensor.</p> <p>Electrical: 24v Transformer</p> <p>Safety: Flame Roll-Out Safety Shut-Off and Manual Reset Blocked Vent Safety Shut-Off.</p> <p>Other: Boiler Jacket, Integral Draft Diverter, Combination Temperature/Pressure Gauge, Circulator Pump, 3/4" Drain Valve, 30lb. ASME Relief Valve.</p>							
<p><b>Options</b></p>		Central Heating Pump (Taco, Grundfos, or Less Pump), LP Conversion Kit, Combustible Floor Plate, Fill-Trol.							
<p><b>Certifications</b></p>		   							

All ratings and specifications subject to change.

PN 240009707 Rev. 5/14

Contractor Assistance: 800.325.5479



P.O. Box 4729  
 Utica, New York 13504  
 tel: 315.797.1310 • fax: 315.797.3762  
 www.dunkirk.com

