




AllStyle

Coil Company, L.P.



www.allstyle.com
Houston, TX 77041
713.466.6333

AllStyle, so much more than just another coil company



AllStyle Coil Company, L.P., commenced operations in May of 1990. From the year of 1990, factory operations grew from 40,000 sq.ft. to over 750,000 sq.ft., making *AllStyle* Coil Company the largest independent coil manufacturer in the United States.

AllStyle is owned and operated in its entirety by Mr. Lendell Martin and his family. Lendell has over 60 years of experience in the air conditioning and refrigeration industry, holds numerous design patents, and still to this day, continues working to develop new products.


Being the founder of the **Red-T Coil Company** and having operated an HVAC contracting company, Mr. Martin has a firm understanding of both the customer and contractor. Over the years, *AllStyle* has become the leader in HVAC innovation and the premier independent coil manufacturer in the AHRI Certification Program. With each innovative product, *AllStyle's* production continues to increase. *AllStyle* continues to build products of quality and durability at a competitive price.



Product inventory has increased for both multi-family and residential applications. There is a broad range of air handlers from hydronic to heat pump products, gas furnaces, condensers, and package units.

Manufacturing Process

The manufacturing of quality products requires a clear understanding of the market, and its needs. *AllStyle* defines a quality coil as one that meets or exceeds the manufacturers matched system design specifications. Our products begin with material that meets stringent quality control objectives.




AllStyle suppliers are selected by their ability to supply quality material as specified, and before shipment all materials must be inspected by the vendor to ensure they meet the necessary specifications.

Quality Coils

AllStyle coils are built to last, and are pressure tested to provide reliability. We use durable copper or aluminum tubing, and corrosion resistant aluminum end plates, which are flared instead of punched. Drain pans are made from heavy duty polymer, and are resistant to corrosion and mold growth. A choice of cabinet material is available and dual drain ports are standard. *AllStyle* units are rated for both R-22 and R-410a refrigerants. A variety of coils are available to match nearly all conditioners and heat pumps. At *AllStyle* Coil Company, L.P. we take a personal interest in every product we design, test, and manufacturer. We ensure that your home or office is comfortable, while saving you money in operating costs.





AllStyle products result from a combination of high quality material, efficient manufacturing, and superior personnel. Our fabrication machinery is regularly calibrated according to preset cycle schedules, and in-house training is provided for production personnel regularly. Our products are tested internally to ensure they meet established specifications before being shipped to the customer. The management of AllStyle is involved in the daily supervision of product fabrication, assembly, and testing.

All products are date coded, and are able to be tracked to the wholesale distributors. In the event a product failure is identified, the units are immediately returned to the factory for re-analysis. Any testing failures are traced directly back to their original source, and production adjustments are made, at which time a safe guard is put in place to prevent future problems. *AllStyle* recognizes how crucial the contribution of each individual employee is when it comes to successfully implementing and realizing its commitment to provide a quality product. Production personnel are trained to properly fabricate and assemble the components from start to finish. Each product goes through a stringent inspection process to ensure the highest quality component is being provided to each customer.



Proudly Made in **U.S.A.**



Long Term Goals

AllStyle will continue to provide innovative products to fit the needs of the current and future market. Factory expansion to support increased growth is underway with future innovations being considered.

AllStyle is a privately held corporation and invests in the future to improve the manufacturing, testing, design, and the development process. This ensures superior products reach the market in a timely fashion. Looking into the future, Mr. Martin is excited to pass along his ideas and work ethic to the next generation of his family, ensuring the company's success for many years to come. *AllStyle* has many brand names that went through the changes of innovation; Meridain, Texas Furnace, LLC., and now Broadair. These brand names incorporates the new styles in HVAC.

AllStyle Coil Company, L.P. looks forward to many continued years of growth and success because of the solid foundation upon which the company has been built on.

AllStyle

Coil



Company, L.P.

R-410A



Table of Contents

Evaporator Coils

- Un-Cased Vertical Coils
ASUC ('A' & 'M' Coil) 2 - 3
- Up-Flow Cased Coils
AS 4 - 5
- Horizontal Slab Coils
ASH 6 - 7
- Horizontal Plenum Coils and Plenum Blower Housing
AS** (ASFT, ASFM, ASLB, ASKL, ASKM) 8 - 9
- StyleQuest Multi-Position Coils
ASQN 10 - 11

Air Handlers

- Single or Multi-Family Air Handlers - Ceiling Mounted
ABF, ABK, ABSK, ABTK, AB*W 12 - 13
- Single or Multi-Family Air Handlers - Ceiling Mounted Double Blower
HF*, HF*W 14 - 15
- Single or Multi-Family Air Handlers - Wall/Stud Mount
VL, VLN, VLB, VL*W 16 - 17
- Single or Multi-Family Air Handlers - Multi-Position
SLN, BLD, BLN, SLNW, BL*W 18 - 19
- Single or Multi-Family Air Handlers - Modular Multi-Position
ELB, EFM, (Hydronic) WLB, WFM 20 - 21

Martin Mobile Home Products

- Down-Flow Mobile Home Air Handlers and Coil
ADM, ADFM, (Coil) ANDF 22 - 23
- Un-Cased Mobile Home Coil
ASUM 24 - 25
- Broadair Mobile Home & Commercial Piggyback Package
BCP 26 - 27

Commercial

- Up-Flow Single or Dual Circuit Coil and Commercial Air Handlers
ABM, ABAH 28 - 29
- Up-Flow Single or Dual Circuit Horizontal Slab Coil
ABH 30 - 31
- Tall Diamond "T" Warehouse Standing Unit
BTDT 32 - 33
- Hanging High Gas Pack
HHGP 34 - 35

Condensers

- 14+ SEER R-410a Air Conditioners
BC*, MC* 36 - 37
- AllStyle Broadair Twin Condensing Units
ABTC 38 - 39
- Broadair Commercial Rooftop
BCRT*, BCRP*GP*, SPR 40 - 41

Evaporator Coils

AllStyle has a variety of evaporator coils to rival any manufacturer. Each coil is carefully engineered and crafted to complement all OEM condensing units.



A-Coil

Features:

- Pitched polymer drain pan
- Left hand refrigerant drain connections
- Coil elevated from condensate
- Long Life Aluminum or Copper tubing
- Aluminum fins and end plates
- Pressure tested to 500 PSI
- Quick-Connect fittings are optional
- (AERO-QUIP #6 & #11) ** Add "QC" to Model Number
- 3/8" Liquid Line Connections
- 3/4" or 7/8" Suction Line Connections

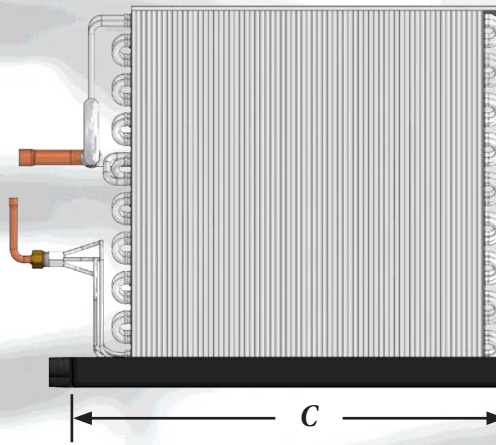
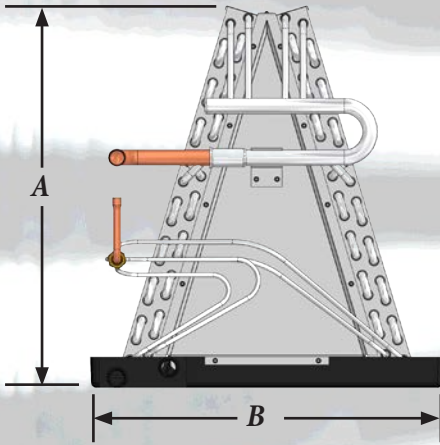
Counter-flow (Down-Flow) Models

Air seals must be placed on the inside of the evaporator's drain pan to prevent water blow off in several counter-flow model installations.

Our Splash Guard kit is available from the local distributor. The kit contains four air seals, enough to complete two counter-flow installations.

All supply ducts must be ducted below the drain pan. The drain connection should be kept 4" to 6" above the floor line to allow for rotation of a pipe fitting and for pitch of a drain line to a floor drain. It is not recommended that any coils be used in a counter-flow model if the system is located directly over objects which could be damaged by condensate, such as in an installation on a second floor over a finished ceiling. If such a location is unavoidable, it is suggested that a water tight, galvanized auxiliary pan at least 2" deep and at least 2" larger in all directions than the supply plenum, be installed beneath the supply plenum. A separate drain line from auxiliary pan to an open drain should be provided. This open drain should be visible so that any water coming from the auxiliary drain can be seen as an indicator that the primary drain is plugged.

5 - Year Limited Warranty



Standard "A" Un-Cased Coil Heights

"A" Coil	Un-Cased Coil Height - A	Designated Width Code
ASUCXX - A24*G	14.50"	5 - 6
ASUCXX - A26*G	16.50"	5 - 6
ASUCXX - A28*G	18.50"	6 - 7
ASUCXX - A20*G	20.50"	7 - 8
ASUCXX - A2Y*G	22.50"	7
ASUCXX - A2Z*G	24.50"	7
ASUCXX - A36*G	16.50"	7
ASUCXX - A38*G	18.50"	7 - 8
ASUCXX - A30*G	20.50"	8
ASUCXX - A3Y*G	22.50"	8 - 8A - 9
ASUCXX - A3Z*G	24.50"	8 - 8A - 9
ASUCXX - A3S*G	26.50"	8
ASUCXX - A3Q*G	28.50"	8
ASUCXX - A4Y*G	22.50"	8 - 8A - 9
ASUCXX - A4Z*G	24.50"	8 - 8A - 9
ASUCXX - A4S*G	26.50"	8 - 8A - 9
ASUCXX - A4Q*G	28.50"	8 - 8A - 9

'XX' - Nominal Tonnage

- Evaporator height determined by Model number and application
- Contact distributor for detailed specifications
- Specifications may change without notice

Standard "M" Un-Cased Coil Heights


"A" Coil	Un-Cased Coil Height - A	Designated Width Code
ASUCXX - M24*G	14.50"	6A - 7 - 8 - 8A - 9
ASUCXX - M26*G	16.50"	6A - 7 - 8 - 8A - 9
ASUCXX - M28*G	18.50"	7 - 8 - 8A - 9
ASUCXX - M20*G	20.50"	7 - 8 - 8A - 9
ASUCXX - M2Y*G	22.50"	8 - 8A - 9
ASUCXX - M2Z*G	24.50"	8 - 8A - 9
ASUCXX - M2S*G	26.50"	8 - 8A - 9
ASUCXX - M2Q*G	28.50"	8 - 8A - 9

'XX' - Nominal Tonnage

Un-Cased "A" Dimensions

Width Code	Un-Cased Width - B	Un-Cased Depth - C
5	13.00"	19.50"
6	15.00"	19.50"
7	17.00"	19.50"
8	20.00"	19.50"
8A	24.00"	19.50"
9	24.00"	19.50"

M-Coil Patent Product



Un-Cased "M" Dimensions

Width Code	Un-Cased Width - B	Un-Cased Depth - C
5	13.00"	19.50"
6	15.00"	19.50"
7	17.00"	19.50"
8	20.00"	19.50"
8A	24.00"	19.50"
9	24.00"	19.50"

Evaporator Coils

Up-Flow Cased Coil



**Cased Up-Flow (Patent Product)
Sits on Matched Manufactured
Furnace**



Features:

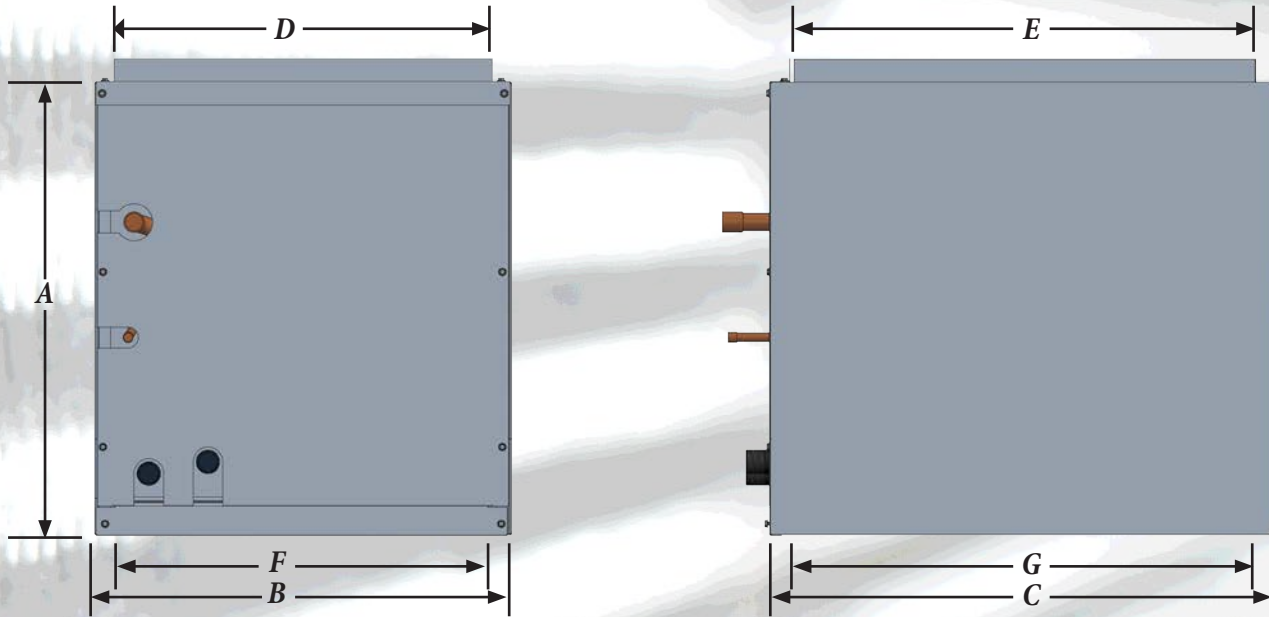
- Embossed, galvanized steel case
- Pitched polymer drain pan
- Left hand refrigerant drain connections
- Coil elevated from condensate
- Long Life Aluminum or Copper tubing
- Corrosion resistant aluminum fins and end plates
- Insulated cabinet with reduced fiberglass exposure
- Easy opening front access panel
- Pressure tested to 500 PSI
- 3/8" Liquid Line Connection
- 3/4" or 7/8" Suction Line Connection
- Metering device accessible from cabinet exterior

Optional Features:

- Painted Case in Executive Grey
- Left/Right Hand or Dual Port Drain Connections
- Left/Right Hand Refrigerant Connections
- A Choice of Thermal Expansion Valves
- Heat Pump Compatible
- Different Cabinet Sizes Available

Evaporator cased coils have a variety of cabinet width sizes to fit OEM furnace manufacturers for up-flow or draw-through applications.

Superior quality and efficiency



Cabinet Code	Cabinet Height - A				Cabinet Width B	Cabinet Depth C	Air Outlet Width D	Air Outlet Depth E	Air Inlet Width F	Air Inlet Depth G
	Coils 14" - 16"	Coils 18" - 20"	Coils 22" - 24"	Coils 26" - 30"						
5	21.25"	25.25"	---	---	14.50"	21.50"	13.75"	19.75"	13.25"	20.25"
6	21.25"	25.25"	28.75"	34.75"	16.50"	21.50"	15.75"	19.75"	15.25"	20.25"
7	21.25"	25.25"	28.75"	34.75"	17.50"	21.50"	16.75"	19.75"	16.25"	20.25"
8	---	25.25"	28.75"	34.75"	21.50"	22.25"	19.75"	19.75"	19.25"	20.25"
9	---	---	28.75"	34.75"	22.25"	22.25"	23.75"	19.75"	23.25"	20.25"
10	---	25.25"	28.75"	34.75"	22.25"	24.00"	19.75"	19.75"	19.25"	20.25"

- --- - Coil height determined by Evaporator Model and Application
- Contact manufacturer for detailed specifications
- Specifications may change without notice

Model	Cabinet			Return		Supply	
	Height	Width	Depth	Width	Depth	Width	Depth
ABA060NI3R	31.63"	17.50"	28.81"	15.75"	18.90"	15.94"	18.94"
ABA080NI3R	31.63"	17.50"	28.81"	15.75"	18.90"	15.94"	18.94"
ABA080NI4R	31.63"	20.50"	28.81"	18.75"	18.90"	18.94"	18.94"
ABA100NI4R	31.63"	20.50"	28.81"	18.75"	18.90"	18.94"	18.94"
ABA100NI5R	31.63"	20.50"	28.81"	18.75"	18.90"	18.94"	18.94"
ABA120NI4R	31.63"	20.50"	28.81"	18.75"	18.90"	18.94"	18.94"
ABA120NI5R	31.63"	20.50"	28.81"	18.75"	18.90"	18.94"	18.94"
ABA140NI5R	31.63"	23.50"	28.81"	21.75"	18.90"	21.94"	18.94"

Evaporator Coils

Horizontal Slab Coil

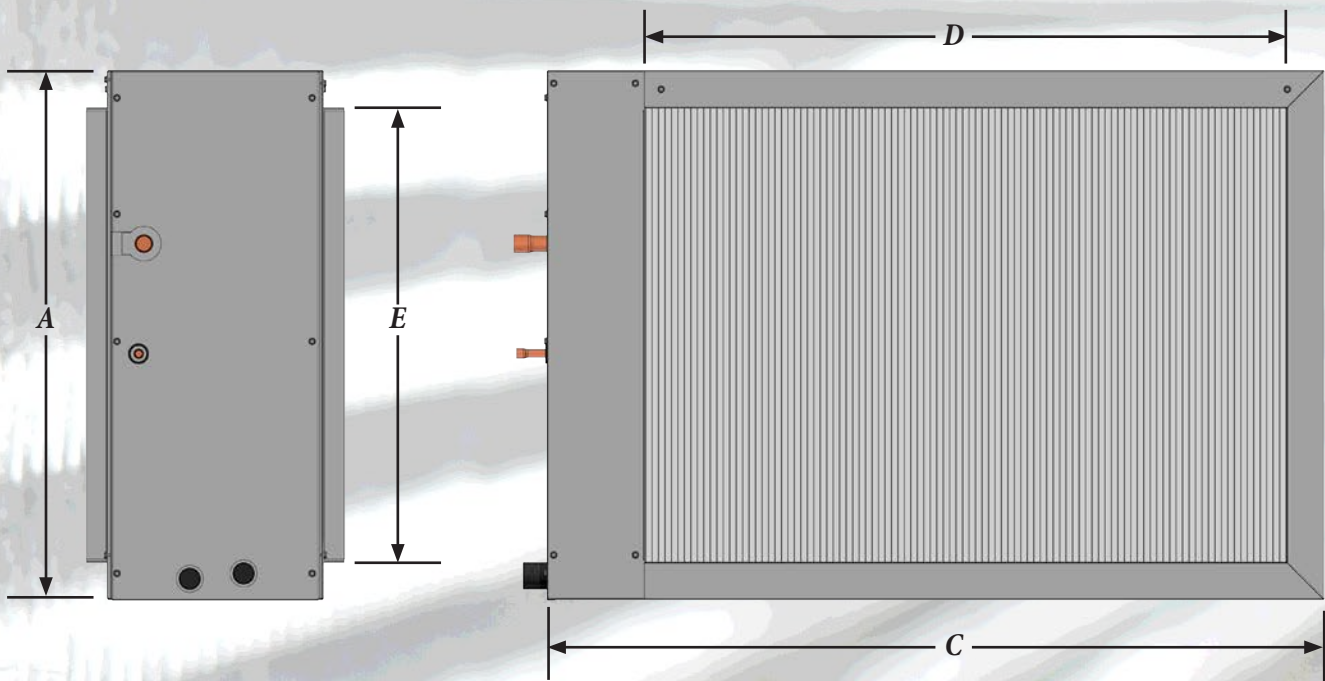


Features:

- Insulated galvanized steel case
- Polymer drain pan
- Long Life Aluminum or Copper tubing
- Corrosion resistant Aluminum fins and end plates
- Insulated cabinet with reduced fiberglass exposure
- Easy opening front access panel
- Pressure tested to 500 PSI
- Dual Rated for R-22 and R-410a
- 3/8" Liquid Line Connection
- 3/4" or 7/8" Suction Line Connection
- Metering device accessible from cabinet exterior

Coil length sizes varies on cabinets

Contact manufacturer to provide you with the proper coil length for size restrictions.



"ASH" Cabinet Dimensions						
Cabinet Code	Coil Selection	Cabinet Height - A	Cabinet Width - B	Cabinet Length - C	Plenum Length - D	Plenum Height - E
5	ASHXX - 17XXG - 5	24.50"	10.00"	23.00"	16.00"	21.00"
5B	ASHXX - 20XXG - 5B	24.50"	10.00"	25.00"	16.00"	21.00"
6	ASHXX - 24XXG - 6	24.50"	10.00"	31.00"	24.00"	21.00"
6B	ASHXX - 28XXG - 6B	24.50"	10.00"	33.00"	24.00"	21.00"
7	ASHXX - 30XXG - 7	24.50"	10.00"	36.00"	30.00"	21.00"
7B	ASHXX - 34XXG - 7B	24.50"	10.00"	38.50"	34.00"	21.00"

'XX' - Nominal Tonnage

"ASHL" Cabinet Dimensions						
Nominal Tonnage	Coil Model	Cabinet Height - A	Cabinet Width - B	Cabinet Length - C	Plenum Length - D	Plenum Height - E
2	ASHL24 - 2626G	20.50"	10.00"	31.00"	20.00" - 22.00"	17.00"
3	ASHL36 - 2634G	20.50"	10.00"	31.00"	20.00" - 22.00"	17.00"
4	ASHL48 - 3034G	20.50"	10.00"	31.00"	20.00" - 22.00"	17.00"
5	ASHL60 - 3042G	20.50"	10.00"	33.00"	28.00"	17.00"

Evaporator Coils

Horizontal Plenum Coil

Features:

- Cleanable, mold-resistant interior surface
- Fiberglass removed from the air stream
- Pitched, polymer drain pan elevates coil from the condensate
- Top Left and Right Refrigerant drain connections
- Superior air flow compared to other Horizontal coils
- Easily removable top panel with locking air seal for UV light

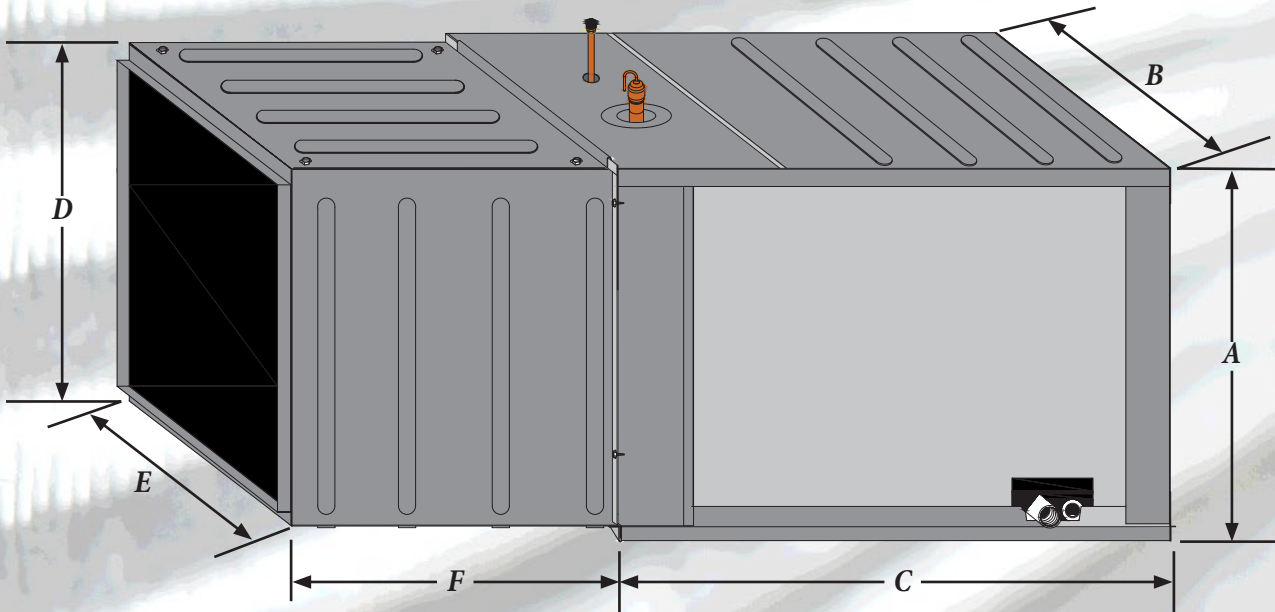


Plenum Coil with cut-outs
Patent Product

Plenum duct holes are cut by contractors per building specifications

- Factory installed Thermal Expansion Valve
- Rated for R-22 and R-410a
- Long Life Aluminum or Copper Tubing option
- Enhanced Aluminum Fins and End Plates
- Pressure tested to 500 PSI
- Plenum coil combines an adjustable inlet adapter, cooling coil, and supply plenum into one easy install
- Fits furnace 17" to 23" wide (Adjustments plates included)

Plenum coils feature convenient modular construction to facilitate installation & maintenance
May be also combined with an AllStyle blower housing with optional electric heat, hydronic, or installed with a gas furnace




Model	Cabinet Height A	Cabinet Width B	Cabinet Length C	Return Height	Return Width
ASLT	18.25"	20.25"	26.25"	13.00" X 18.00"	16.00" X 20.25"
ASLB	18.25"	20.25"	34.375"	13.00" x 18.00"	16.00" x 20.25"
ASLL	18.25"	20.25"	40.375"	13.00" x 18.00"	16.00" x 20.25"
ASFM	22.25"	20.25"	34.375"	17.00" x 21.00"	16.00" x 20.25"
ASFL	22.25"	20.25"	40.375"	17.00" X 21.00"	16.00" X 20.25"
ASKM	26.25"	20.25"	34.375"	21.00" x 23.00"	16.00" x 20.25"
ASKL	26.25"	20.25"	40.375"	21.00" x 23.00"	16.00" x 20.25"

Blower Housing Dimensions			
Blower Model	Blower Height	Blower Width	Blower Depth
EPL 1.5 - 3	17.00"	17.00"	20.75"
EPM 3.5 - 4	19.00"	19.00"	24.00"
EPM 5	19.00"	19.00"	24.00"
EPK 5	19.00"	19.00"	24.00'
Hydronic Blower Housing Dimensions			
WPL 2-3	17.00"	17.00"	20.75"
WPM 4	19.00"	19.00"	24.00"

Evaporator Coils

New StyleQuest Multi-Position Coils



Features:

- Multi-Position: Up-Flow, Horizontal Right or Horizontal Left (Order the desired configuration)
- Fully insulated embossed, galvanized cabinet
- Polymer drain pans (Horizontal Left, Right, and Vertical)
- Dual drain connections on each drain pan
- Long Life Aluminum or Copper tubing option
- Aluminum fins and end plates
- Orifice refrigerant metering, Standard

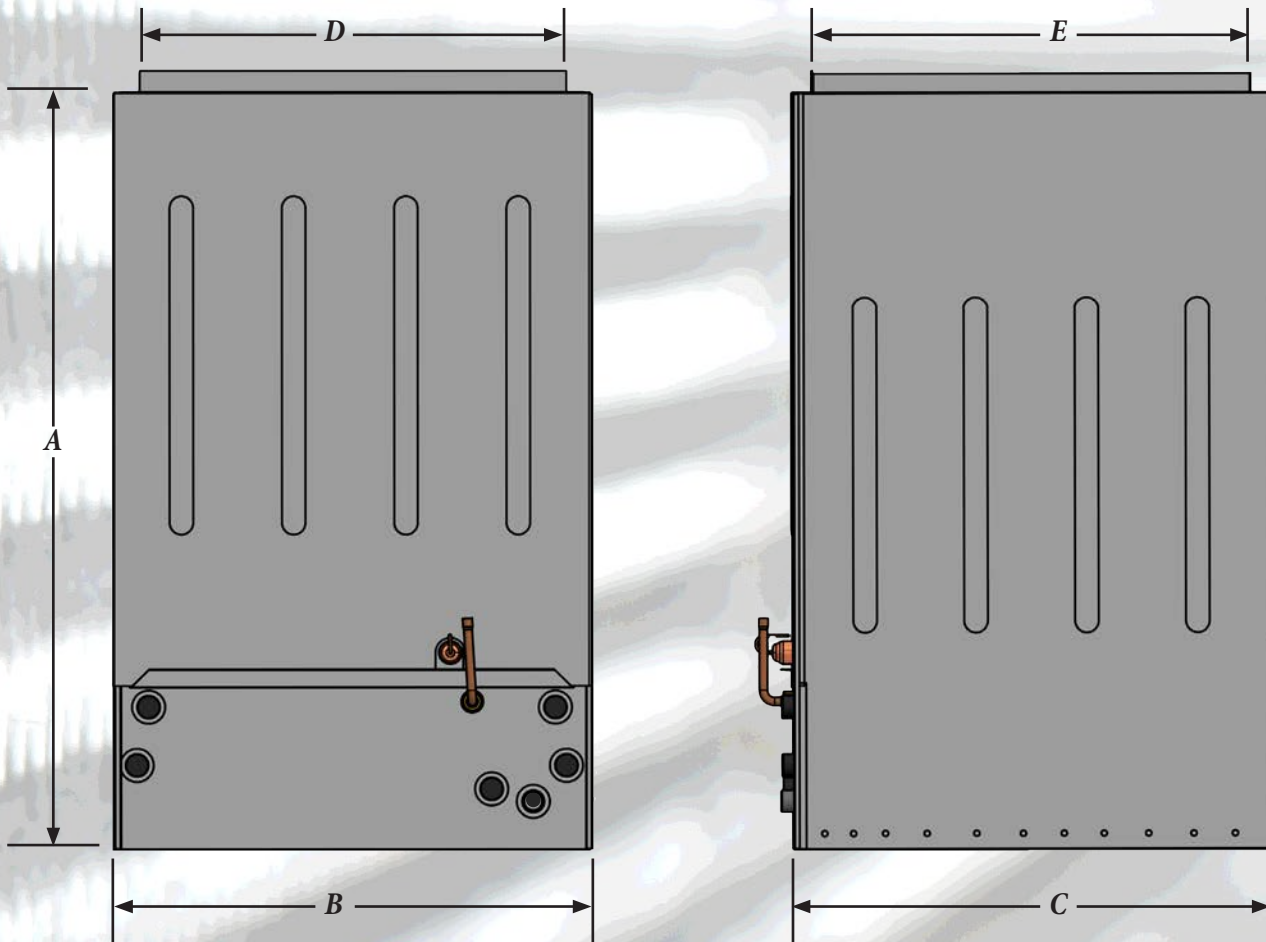
Optional Features:

- Painted Case in Executive Grey
- Slash Guards
- A Choice of Thermal Expansion Valves
- Heat Pump Compatible
- Different Cabinet Sizes Available

New StyleQuest Multi-Position Coil
The AllStyle Patent Product is the Only
Evaporator Coil that is Multi-Position
Left, Right, or Up-Flow

New StyleQuest Multi-Position Coil
May be applied with combined units:
AllStyle Modular Air Handler with
Electric Heat or Gas Furnace






Cabinet Code	Cabinet Height - A				Cabinet Width B	Cabinet Depth C	Opening Width D	Opening Depth E
	Coils 14" - 16"	Coils 18" - 20"	Coils 22" - 24"	Coils 26" - 30"				
ASQN - 5	21.25"	25.25"	---	---	14.50"	21.50"	13.00"	20.25"
ASQN - 6	21.25"	25.25"	28.75"	34.75"	16.50"	21.50"	15.00"	20.25"
ASQN - 7	21.25"	25.25"	28.75"	34.75"	17.50"	21.50"	16.00"	20.25"
ASQN - 8	---	25.25"	28.75"	34.75"	21.50"	22.25"	19.00"	20.25"
ASQN - 9	---	---	28.75"	34.75"	22.25"	22.25"	23.00"	20.25"

- Specify *StyleQuest* Cabinet When Ordering (ASQN)
- Specify *Right* or *Left* Drain Pan and Refrigerant
- *5 Cabinet accommodates (1) Horizontal drain pan ONLY (RH or LH)
- ***6 - 9 Cabinet accommodates (2) Horizontal drain pans, if desired
- ***For a **Single** Drain Pan, Place a "Q1" before the Cabinet Code
- ***For **Two** Drain Pans, Place a "Q11" before the Cabinet Code
- Specifications May Change Without Notice

Single or Multi-Family Air Handlers

Ceiling Mounted Air Handler

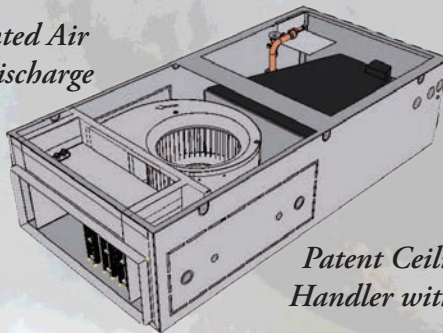
**Mounted "AB" Air Handlers
Patent Product**



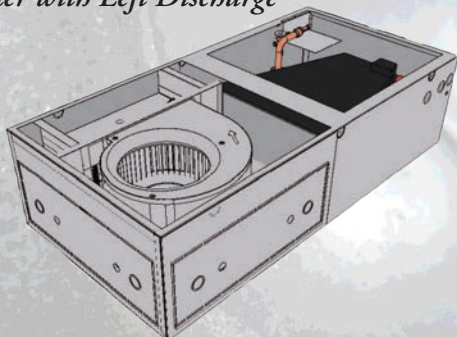
Features:

- Designed for installation in a furred down or dropped ceiling area with a End Discharge or Triple Discharge Option
- Cooling Only, Cooling and Electric Heating, Heat Pump, or Hydronic Applications
- Optional factory installed electric heat of either 3, 5, 6, 8, or 10kW
- Orifice refrigerant metering is standard with Thermal Expansion Valves optional

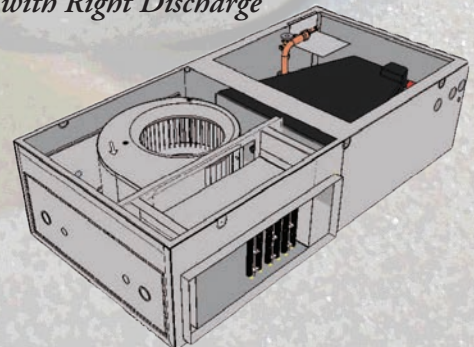
*Patent Ceiling Mounted Air
Handler with End Discharge*

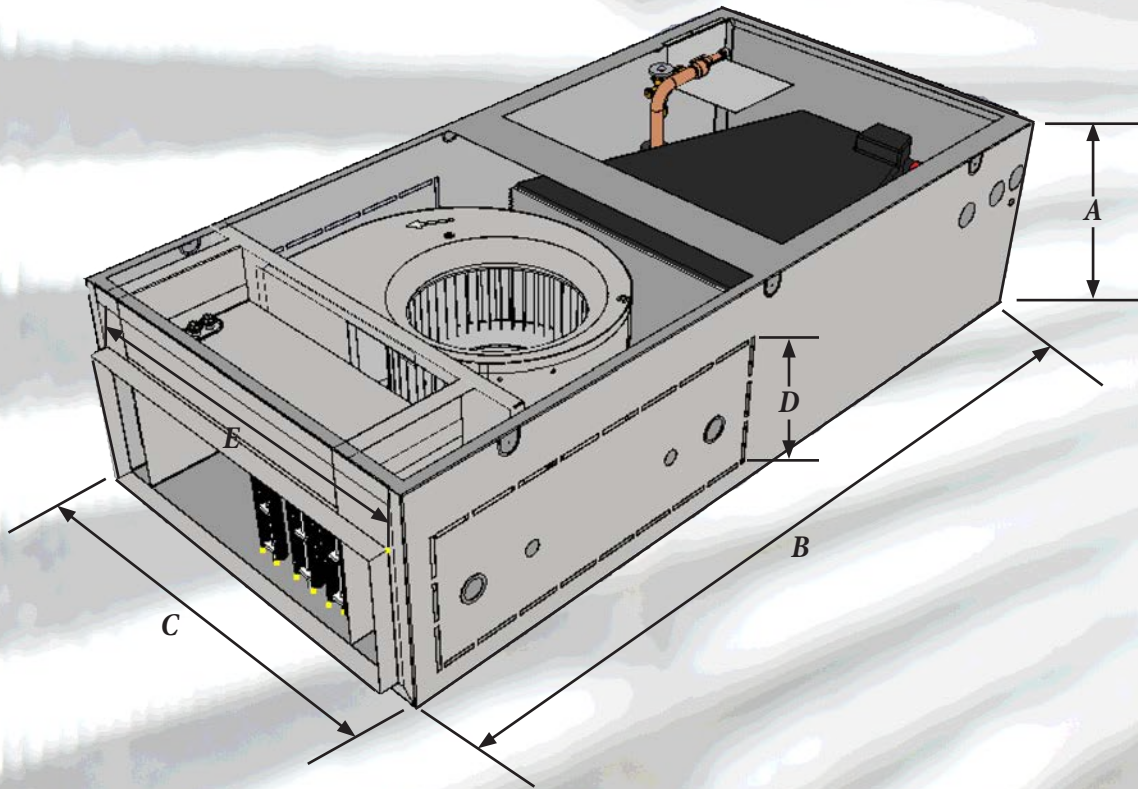


*Patent Ceiling Mounted Air
Handler with Left Discharge*



*Patent Ceiling Mounted Air
Handler with Right Discharge*





- Polymer drain pan
- Standard built-in Internal filter rack in louvered panel Only
- Pre-punched side mounting tabs for easier installations
- Long Life Aluminum or Copper tubing
- Aluminum fins and end plates
- Powder coated, hinged access panels must be ordered separately
- Fully insulated embossed galvanized steel cabinets

Cabinet Dimensions									
Model	Cabinet Height A	Cabint Length B	Cabinet Width C	Plenum Height D	Plenum Width E	Optional Return Opening	Access Grille Width	Access Grille Length	Filter Size
ABF*	12.625"	48.00"	22.50"	7.25"	21.25"	21.25" x 7.25"	27.25"	51.25"	20" x 20"
ABK*	12.625"	51.00"	22.50"	7.25"	21.25"	21.25" x 7.25"	27.25"	55.25"	20" x 20"
ABSK*	12.625"	57.00"	22.50"	7.25"	21.25"	21.25" x 7.25"	27.25"	61.25"	20" x 25"
ABTK*	20.625"	51.00"	22.50"	12.25"	21.25"	21.25" x 12.25"	27.25"	55.25"	20" x 20"

- Specifications may change without notice
- *Ceiling mounted air handlers may be manufactured for triple or end discharge (Specify when ordering)
- When ordering Hydronic ceiling mounted air handlers, ONLY end discharge is available.

Single or Multi-Family Air Handlers

Ceiling Mounted Double Blower Air Handler

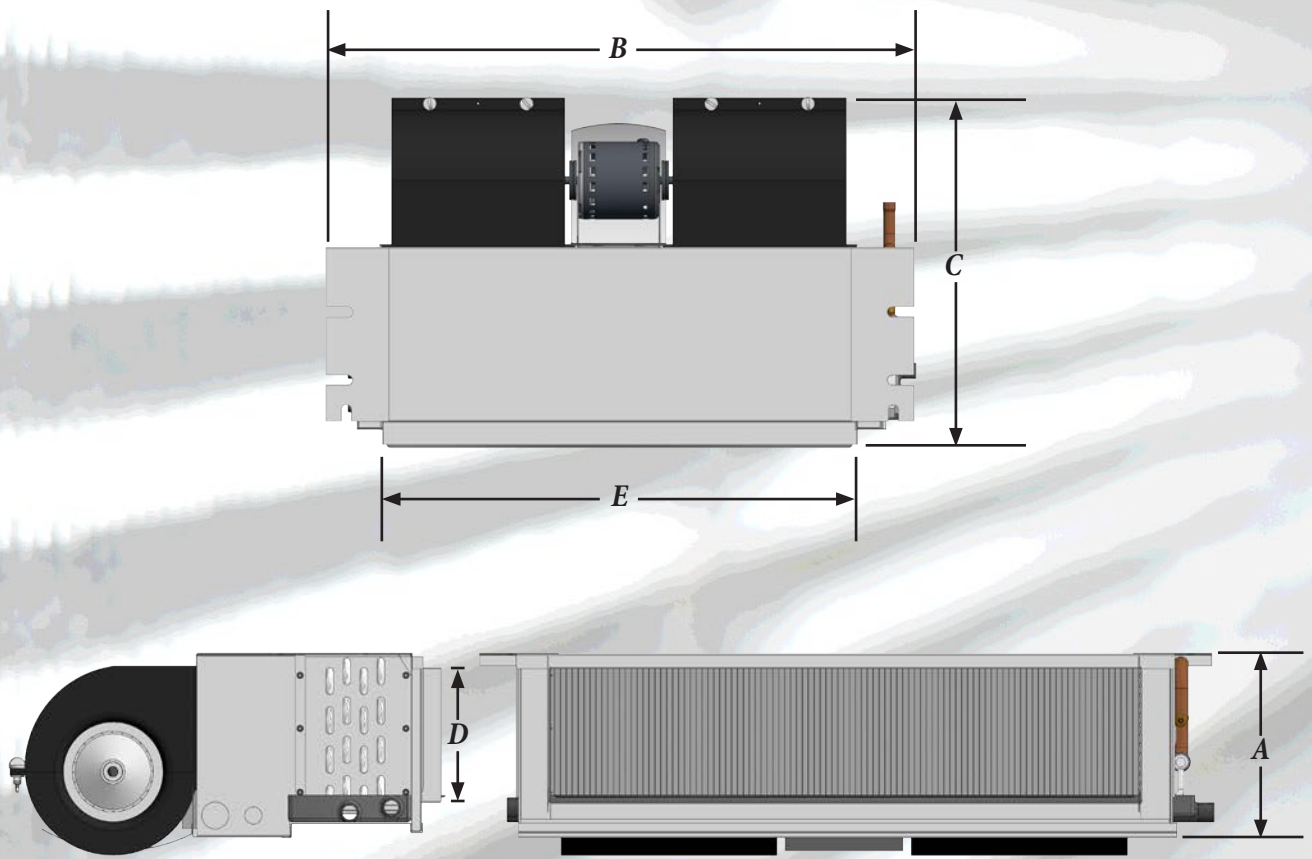


Features:

- Designed for concealed installation in furred down ceilings
- Applications in Cooling and Heat Pump
- Requires a Sealed Return Air Space
- Optional Long Life Aluminum or Copper tubing
- Unique polymer blower scroll separates for easy blower wheel and motor removal
- Corrosion resistant polymer drain pan with optional side or blower side drain connections
- DX Coil, electric heat, motor, blower wheel, and polymer drain pan are all serviceable from the bottom
- Rugged, durable, and easy to service

Optional Features:

- White, powder coated solid or louvered hinged access panels with mounting screws
- Insulated housing, factory or field installed, allows for ducted return air plenum
- Cooling or heat pump TXV in R-22 or R-410a, factory or field installed
- Optional factory installed electric heat of either 3, 5, 6, 8, or 10kW



Cabinet Dimensions					
Model	Cabinet Height A	Cabinet Width B	Cabinet Depth C	Plenum Height D	Plenum Width E
HFD* 18 - 24	10.00"	37.25"	20.50"	7.00"	30.00"
HFD* 18 - 30	10.00"	43.25"	20.50"	7.00"	36.00"
HFD* 18 - 36	10.00"	49.25"	20.50"	7.00"	42.00"



Single or Multi-Family Air Handlers

Wall/Stud Mounted Air Handlers


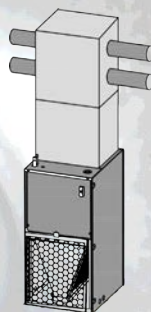


Features:

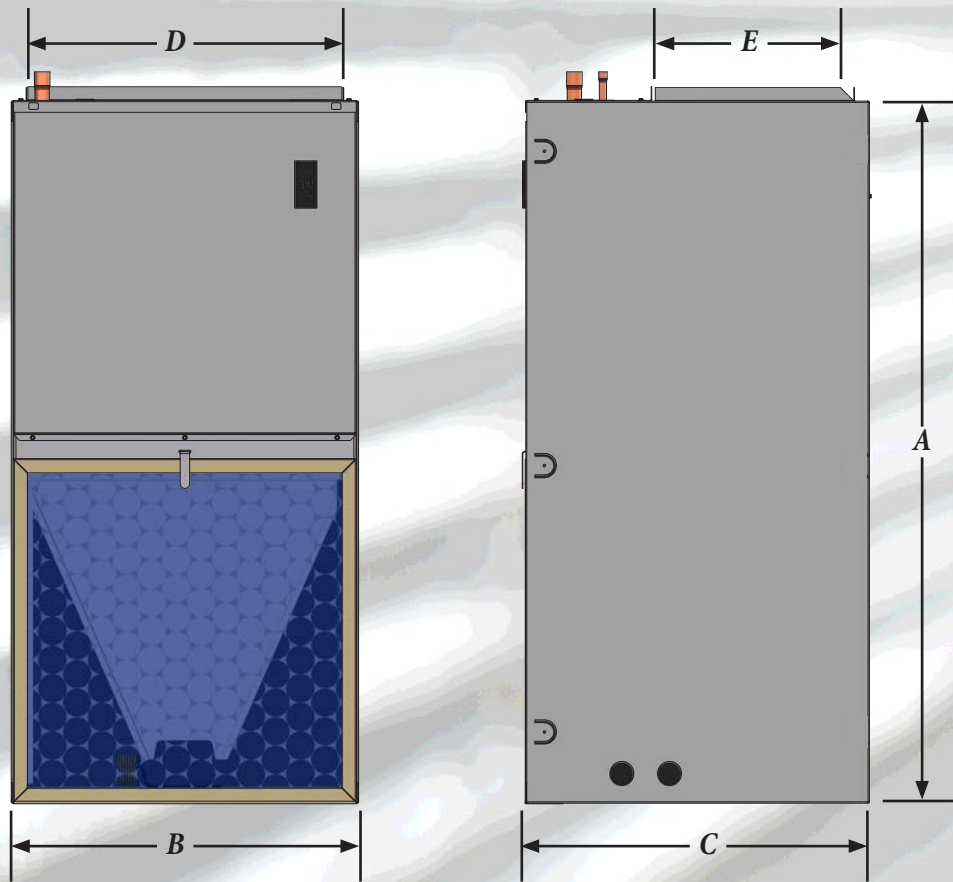
- Vertical Up-Flow application
- Front Return Air
- Fully insulated cabinet
- Tabs for stud or wall mounting are stamped to cabinet
- Long Life Aluminum or Copper DX Coils
- Aluminum fins and end plates
- 1.0 - 4.0 Tons Cooling, Heat Pump, and Hydronic Applications
- 3/4" MPT Primary and Secondary drains
- 3/8" Liquid refrigerant line
- 3/4" or 7/8" Suction refrigerant line
- 208/230 VAC operation
- Polymer drain pan

Optional Features:

- Factory or field installed Cooling or Heat Pump TXV
- Front return grilles
- Factory installed electric heat, disconnect, and float switch
- Freeze-Stat or Enter Water T-Stat



VL Stud Mounted Air Handlers are shipped with hanging brackets with front return and may be installed between studs or above a water heater, or closet*



Cabinet Dimensions					
Model	Cabinet Height A	Cabinet Width B	Cabinet Depth C	Plenum Height D	Plenum Width E
VL 18 - 24 (Replacement Only)	37.00"	18.25"	18.25"	16.50"	10.50"
VLN 18 - 36	40.00"	20.00"	24.00"	18.25"	17.50"
VLNW 18 - 30	40.00"	20.00"	24.00"	18.25"	17.50"
VLB (W) 36 - 48	40.00"	24.00"	24.00"	22.25"	17.50"



Single or Multi-Family Air Handlers

Multi-Position Air Handlers



Features:

- Multi-Position - Up-Flow, Horizontal Right, or Horizontal Left
- 3x Polymer drain pan
- Attractive, powder painted exterior
- Fully insulated cabinet
- 208/230 VAC operation
- Multi-Speed direct drive blower
- SLN* air flow from 600 to 1600 CFM
- BLN* air flow from 1600 to 2000 CFM
- BLD* air flow from 1600 to 2000 CFM

Optional Features:

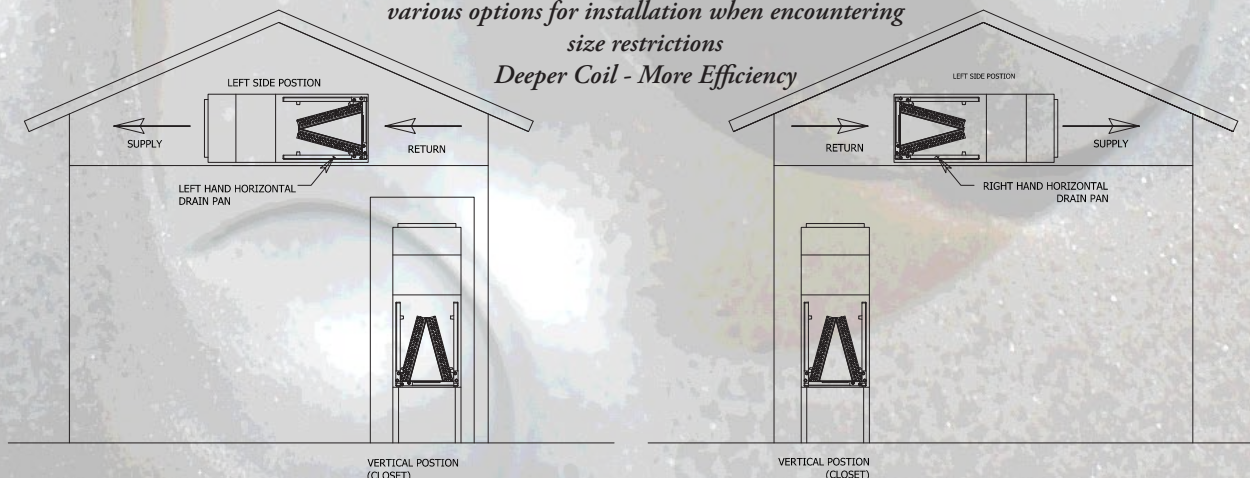
- Cooling, Heat Pump, or Hydronic Applications
- Factory installed TXV
- Optional factory or field installed electric heat
- 3, 5, 6, 8, 10, 15, or 20 kW
- Electric breakers is standard with 15kW and 20kW
- Slide in Long Life Aluminum or Copper DX coils available

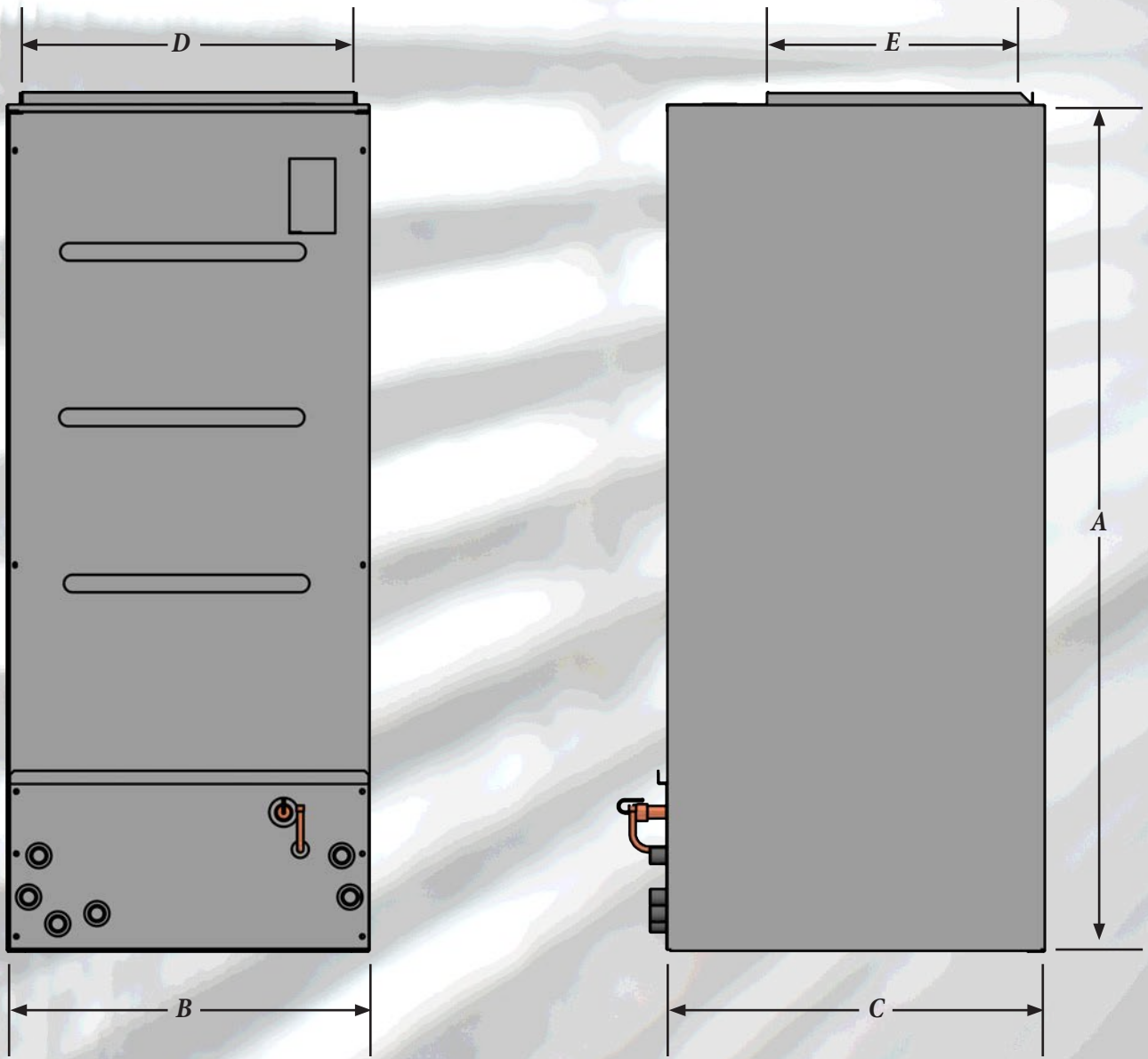
Multi-Position Air Handlers Patent Product

The AllStyle Multi-Position Air Handler is a Patent Product that has 3x Durable Polymer drain pans for Left, Right, and Up-Flow

The multi-position air handler provides you with various options for installation when encountering size restrictions

Deeper Coil - More Efficiency





Cabinet Dimensions					
Model	Cabinet Height A	Cabinet Width B	Cabinet Depth C	Supply Width D	Supply Depth E
SLN (W) 18 - 48	50.00"	21.50"	24.00"	20.00"	19.25"
BLN (W) 48 - 60	54.00"	21.50"	24.00"	20.00"	19.25"
BLT (W) 48 - 60	57.00"	21.50"	24.00"	20.00"	19.25"
BLD (W) 48 - 60	57.00"	21.50"	26.50"	20.00"	20.00"
*** Specifications May Change Without Notice					

Single or Multi-Family Air Handlers

Multi-Position Modular Air Handlers

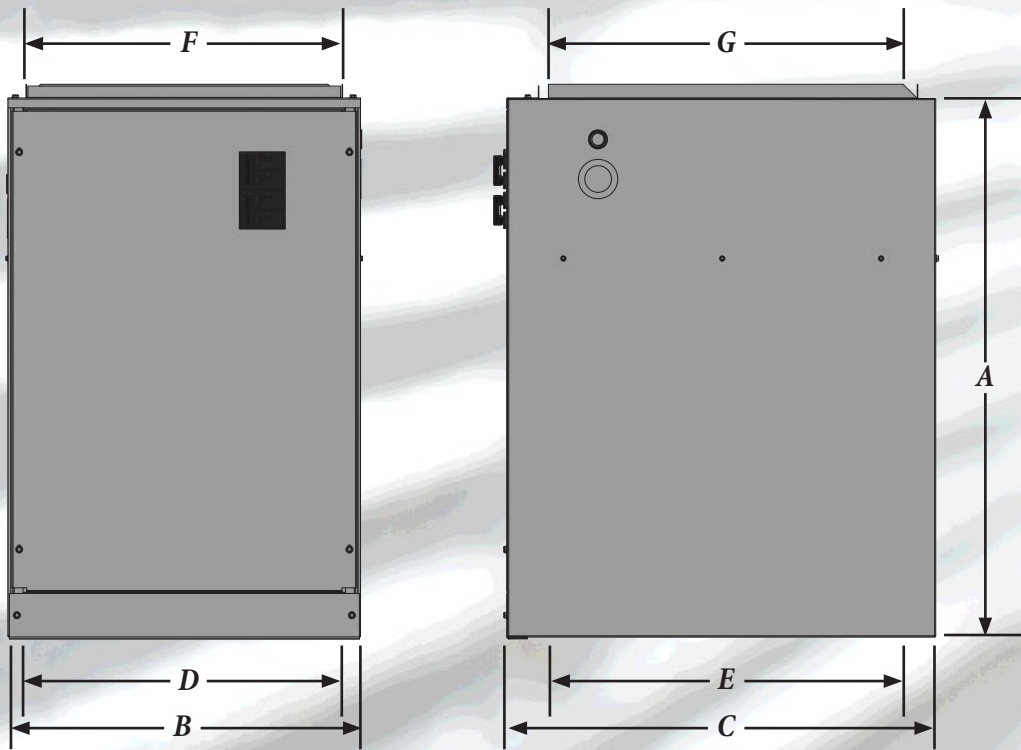


Features:

- Multi-Position Modular Air Handler
- Cabinet matches with AHRI Rated Coils
- Powder painted exterior
- Compact design
- 208/230 VAC operation
- 24V control transformer
- Fully insulated cabinet interior
- Aluminum or Copper tubing
- Modular air handlers may be combined with other units

Optional Features:

- Factory or Field installed electric Heat 3, 5, 6, 8, 10, 15, or 20kW
- Twin Circuit protection provided on 15 & 20kW models
- Optional painted cabinet or galvanized steel



Cabinet Dimensions

Model	Cabinet Height A	Cabinet Width B	Cabinet Depth C	Return Width D	Return Depth E	Supply Width F	Supply Depth G
ELB 2D - 3D	25.00"	17.25"	21.50"	17.25"	19.50"	16.75"	19.25"
EFM 4D - 5D	25.00"	21.25"	21.50"	19.50"	19.50"	19.50"	19.25"

***** Specifications May Change Without Notice**

Martin Mobile Home Products

Martin Mobile Home Air Handlers



Martin Mobile Home Air Handler has the filter on top



Down-Flow



Up-Flow

Features:

- Designed specifically for mobile home use a/c, heat pump, or hydronic
- Down-Flow and Up-Flow applications
- 2.0 - 5.0 Ton Capacity
- Available with electric heat up to 20 kW
- High efficiency Long Life Aluminum or Copper DX coils
- Attractive, powder coated painted exterior
- Filed installation heat kits available

Down-Flow Cabinet Dimensions					
Model	Cabinet Height	Cabinet Width	Cabinet Depth	Return Width	Return Depth
ADM 2 - 5	52.00"	19.50"	24.00"	20.00"	18.00"
ADMT 2 - 5	57.00"	19.50"	24.00"	20.00"	18.00"
Up-Flow Cabinet Dimensions					
AUM 2 - 5	52.00"	19.50"	24.00"	20.00"	18.00"
AUMT 2 - 5	57.00"	19.50"	24.00"	20.00"	18.00"

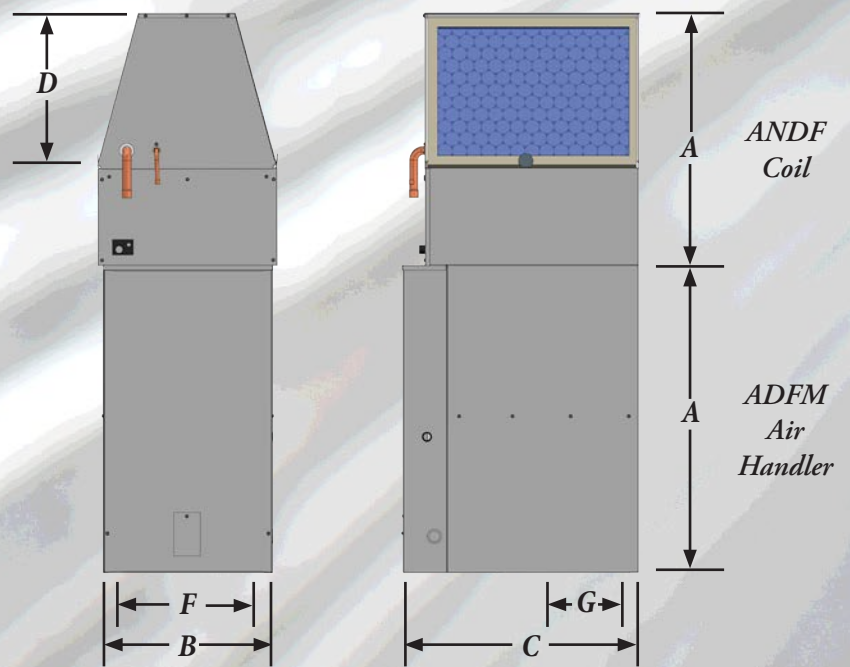
*** Specifications May Change Without Notice



Features:

- Designed specifically for mobile home use a/c or heat pump
- Down-Flow application
- 3.0 - 5.0 Ton Capacity
- Available with electric heat up to 20 kW
- High efficiency Long Life Aluminum or Copper DX coils
- Attractive, powder coated painted exterior
- Filed installation heat kits available
- 2x Filters

**Down-Flow Mobile Home
Patent Product**



Cabinet Dimensions							
Model	Cabinet Height A	Cabinet Width B	Cabinet Depth C	Return Width D	Return Depth E	Supply Width F	Supply Depth G
ADFM 3D - 5D	29.50"	19.75"	23.75"	20.00"	20.00"	15.50"	16.00"
ANDF Coil							
ANDF 3 - 5 Tons	30.00"	19.75"	22.00"	20.00"	20.00"	15.50"	16.00"

*** Specifications May Change Without Notice

Martin Mobile Home Products


Martin Mobile Home Un-Cased Coils



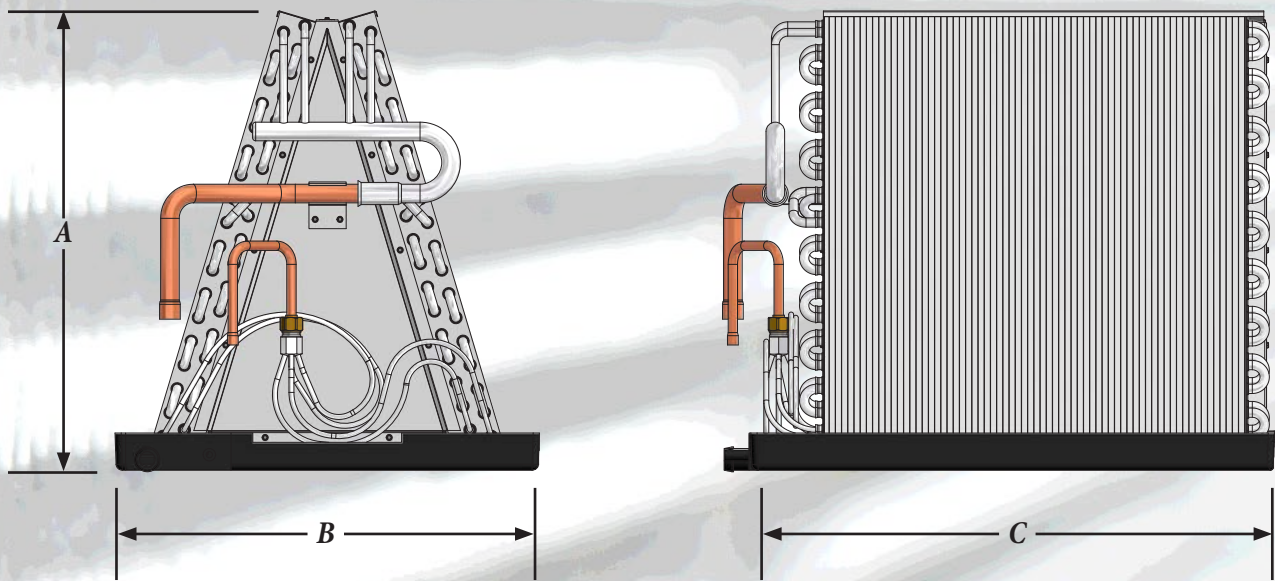
Features:

- Designed specifically for mobile home use a/c or heat pump
- Down-Flow application
- Coil elevated from condensate
- Pitched polymer drain pan
- Left hand refrigerant and drain connections
- Flexible tube drain connection
- Field installed TXV
- Long Life Aluminum or Copper tubing
- Aluminum fins and end plates
- Pressure tested to 500 PSI
- R-410a Compatible

- Quick-Connect fittings are optional
(AERO-QUIP #6 & #11)
** Add "QC" to Model Number
- 3/8" Liquid Line Connection
- 3/4" or 7/8" Suction Line Connection



Patent Product



Un-Cased Coil Dimensions			
Model	Coil Height A	Coil Width B	Coil Depth C
ASUM* - A26* (G,E)	16.50"	18.25"	19.50"
ASUM* - A28* (G,E)	18.50"	18.25"	19.50"
ASUM* - A34* (G,E)	14.50"	18.25"	19.50"
ASUM* - A36* (G,E)	16.50"	18.25"	19.50"
ASUM* - A38* (G,E)	18.50"	18.25"	19.50"
ASUM* - A30* (G,E)	20.50"	18.25"	19.50"
ASUM* - A3Y* (G,E)	22.50"	18.25"	19.50"
ASUM* - A3Z* (G,E)	24.50"	18.25"	19.50"
ASUM* - A3S* (G,E)	26.50"	18.25"	19.50"
ASUM* - A3Q* (G,E)	28.50"	18.25"	19.50"
ASUM* - M24* (G,E)	14.50"	18.25"	19.50"
ASUM* - M26* (G,E)	16.50"	18.25"	19.50"
ASUM* - M28* (G,E)	18.50"	18.25"	19.50"
ASUM* - M20* (G,E)	20.50"	18.25"	19.50"
ASUM* - M2Y* (G,E)	22.50"	18.25"	19.50"
ASUM* - M2Z* (G,E)	24.50"	18.25"	19.50"
ASUM* - M2S* (G,E)	26.50"	18.25"	19.50"
ASUM* - M2Q* (G,E)	28.50"	18.25"	19.50"

*** Specifications May Change Without Notice

Martin Mobile Home Products

Broadair Mobile Home/Commercial Piggyback Package



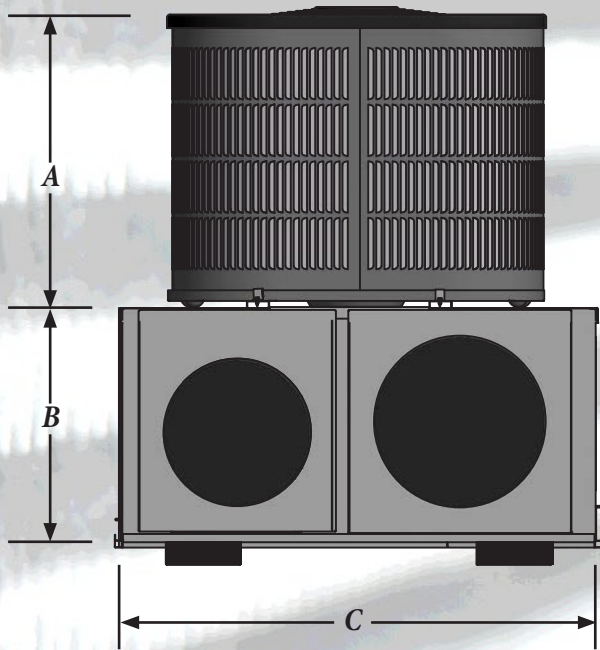
**A new product manufactured by
AllStyle A/C Manufacturing.**

**BCP*
Patent Product**

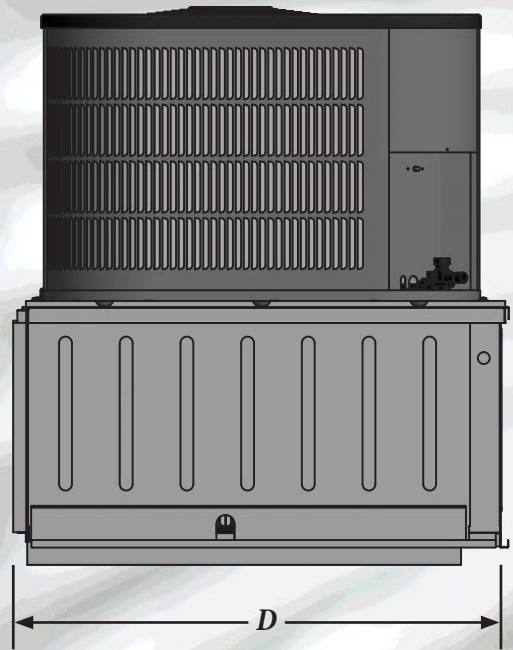
Features:

- Light commercial applications
- Side discharge application
- Compact high efficiency design
- Corrosion resistant, powder painted galvanized steel casing, Fully Louvered
- Long Life Aluminum tubing
- High efficiency compressor
- 208/230 VAC operation
- Multi-speed direct drive blower
- Two internal filter racks
- A/C or Heat Pump Available

Front View




Side View



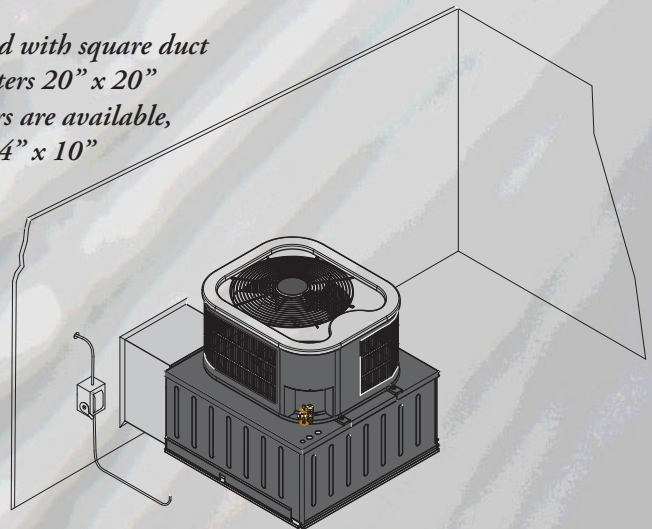
Cabinet Dimensions				
Model	Condenser Height A	Air Handler Height B	Unit Width C	Unit Depth D
BCP* 24	21.00"	24.25"	39.50"	40.50"
BCP* 36	25.00"	24.25"	39.50"	40.50"
BCP* 48	25.00"	24.25"	39.50"	40.50"
BCP* 60	29.00"	24.25"	39.50"	40.50"

***** Specifications May Change Without Notice**

BCP Units are shipped with square duct
Square duct adapters 20" x 20"
Round duct adapters are available,
if required 14" x 10"*



Front View



Commercial

Up-Flow Commercial Coil



Features:

- Choose between 8 to 20 Ton Nominal Capacity
- Copper tubing
- Heavy, aluminum fins and end plates
- Single or Dual refrigerant circuits
- Galvanized, corrosion resistant steel drain pan
- Coils are pressure tested to 500 PSI before assembly
- Attractive, corrosion resistant painted steel casing
- May be combined with additional units
- Match units with two gas furnaces for up to 140,000 BTU or an electric airhandler with heat strips 20kW - 30kW
- Commercial electric air handler package available with optional heat strips 20kW - 30kW

SINGLE CIRCUIT

ABM 96
1 1/8" Suction Line
1/2" Liquid Line

ABM 120
1 3/8" Suction Line
5/8" Liquid Line

ABM 180
1 5/8" Suction Line
5/8" Liquid Line

ABM 244
1 5/8" Suction Line
5/8" Liquid Line

DUAL CIRCUIT

ABM 96 50/50
7/8" Suction Line
3/8" Liquid Line

ABM 120 50/50
7/8" Suction Line
3/8" Liquid Line

ABM 180 50/50
1" Suction Line
1/2" Liquid Line

ABM 244 50/50
1 3/8" Suction Line
5/8" Liquid Line

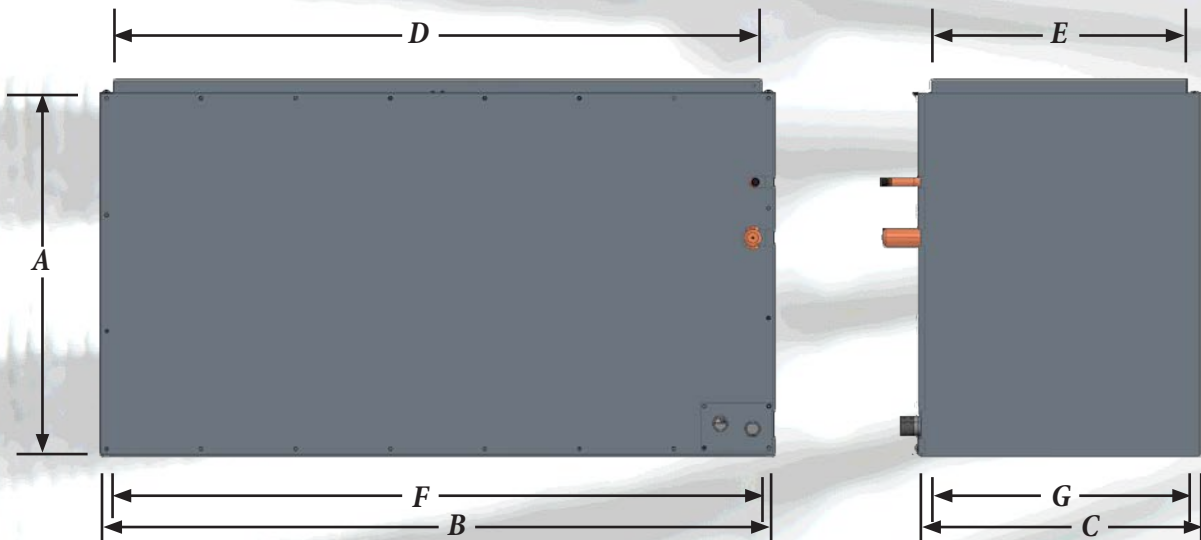


8 Ton Commercial Air Handler



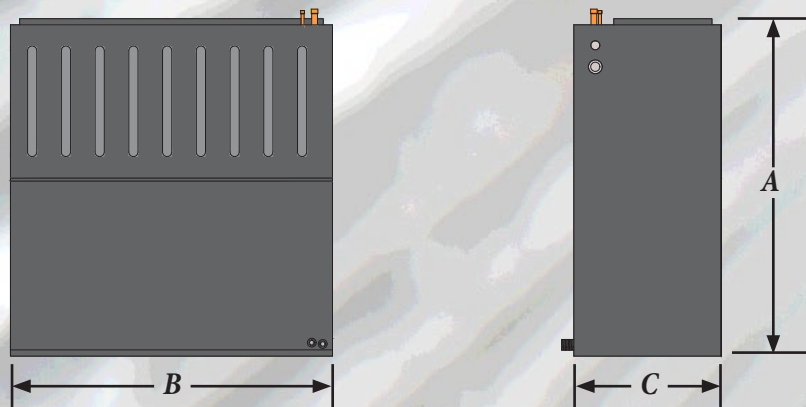
10 - 15 Ton Commercial Air Handler

Patent Product



R-410a Commercial Coil Dimensions								
Model	Capacity	Cabinet			Top Opening		Bottom Opening	
		Height - A	Width - B	Depth - C	Width - D	Depth - E	Width - F	Depth - G
ABM72* + V4	6 Tons	26.00"	42.00"	21.50"	40.25"	19.75"	40.75"	20.25"
ABM96* + V4	7.5 - 8 Tons	26.00"	42.00"	21.50"	40.25"	19.75"	40.75"	20.25"
ABM120* + V4	10 Tons	30.00"	52.00"	21.50"	50.25"	19.75"	50.75"	20.25"
ABM180* + V4	15 Tons	34.00"	65.00"	21.50"	63.25"	19.75"	63.75"	20.25"
ABT180* + V4	15 Tons	30.00"	65.00"	21.50"	63.25"	19.75"	63.75"	20.25"
ABM244* + V4	20 Tons	34.00"	65.00"	26.50"	63.25"	24.75"	63.75"	25.25"

***** Specifications May Change Without Notice**



Commercial Air Handler Dimensions					
Commercial Air Handler Model	Air Handler Height A	Air Handler Length B	Air Handler Depth C	Air Handler Top Opening Length	Air Handler Top Opening Depth
ABAH8 T-D	54.00"	43.00"	26.00"	41.00"	16.00"
ABAH10 T-D	54.00"	52.50"	26.00"	51.00"	16.00"
ABAH15 T-D	54.00"	52.50"	26.00"	51.00"	16.00"

***** Specifications May Change Without Notice**

Commercial

Horizontal Slab Commercial Coil

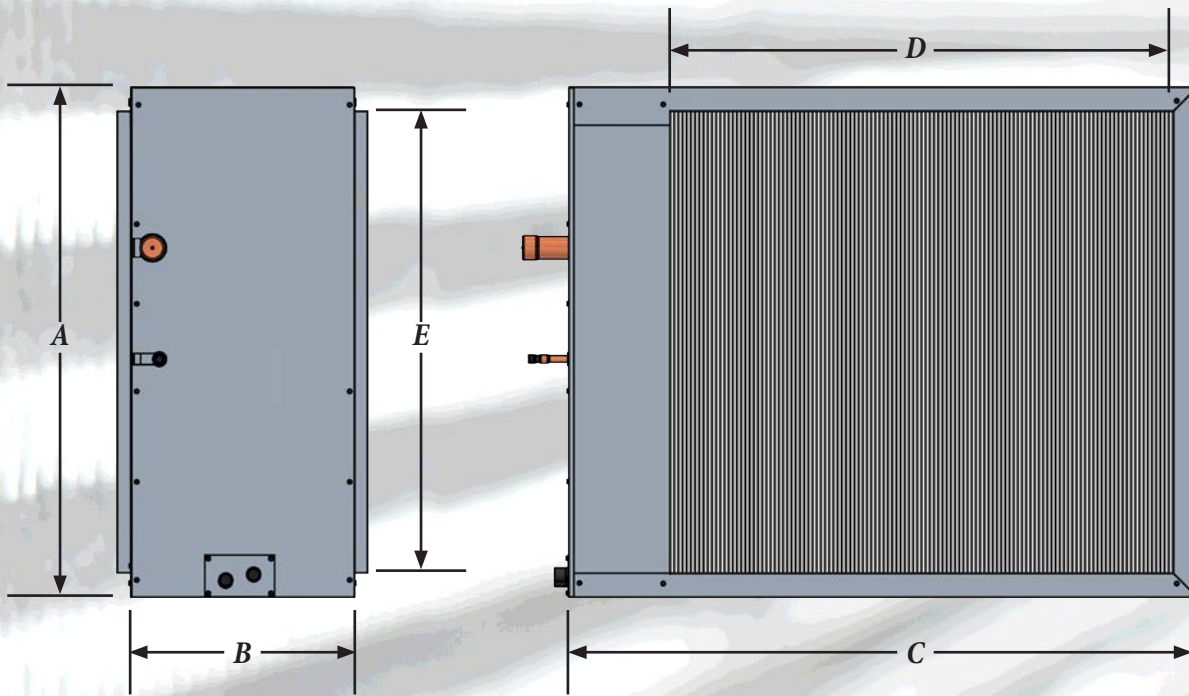


**Commercial Horizontal Slab Coil
Patent Product**

Horizontal Slab Single or Dual Circuit

Features:

- Choose between 8 to 20 Ton Nominal Capacity
- Copper tubing
- Heavy, aluminum fins and end plates
- Single or Dual refrigerant circuits
- Polymer drain pan
- Coils are pressure tested to 500 PSI before assembly
- Expansion Valve Refrigerant Metering
- Attractive, corrosion resistant painted steel casing
- May be combined with additional units
- Bi-Directional Air Flow



R-410a Commercial Horizontal Slab Dimensions

Model	Capacity	Cabinet			Plenum Opening		Suction Line	Liquid Line	Drain Conn.
		Height - A	Width - B	Length - C	Width - D	Height - E			
ABH72*	6 Tons	24.50"	16.00"	45.00"	40.00"	21.00"	7/8"	3/8"	3/4"
ABH96*	7.5 - 8 Tons	24.50"	16.00"	45.00"	40.00"	21.00"	1 1/8"	1/2"	3/4"
ABH120*	10 Tons	36.50"	16.00"	45.00"	40.00"	33.50"	1 3/8"	1/2"	3/4"
ABH180*	15 Tons	36.50"	16.00"	69.25"	60.00"	33.50"	1 5/8"	5/8"	3/4"
ABH244*	20 Tons	36.50"	16.00"	69.25"	60.00"	33.50"	1 5/8"	5/8"	3/4"

***** Specifications May Change Without Notice**

R-410a Horizontal Slab Dual Circuit Line Size

Model ABH*	Suction Line	Liquid Line
ABH72* 50/50	3/4"	3/8"
ABH96* 50/50	7/8"	3/8"
ABH120* 50/50	7/8"	3/8"
ABH180* 50/50	1 1/8"	1/2"
ABH244* 50/50	1 3/8"	5/8"

***** Specifications May Change Without Notice**

Commercial

Tall Diamond 'T' Warehouse Standing Unit



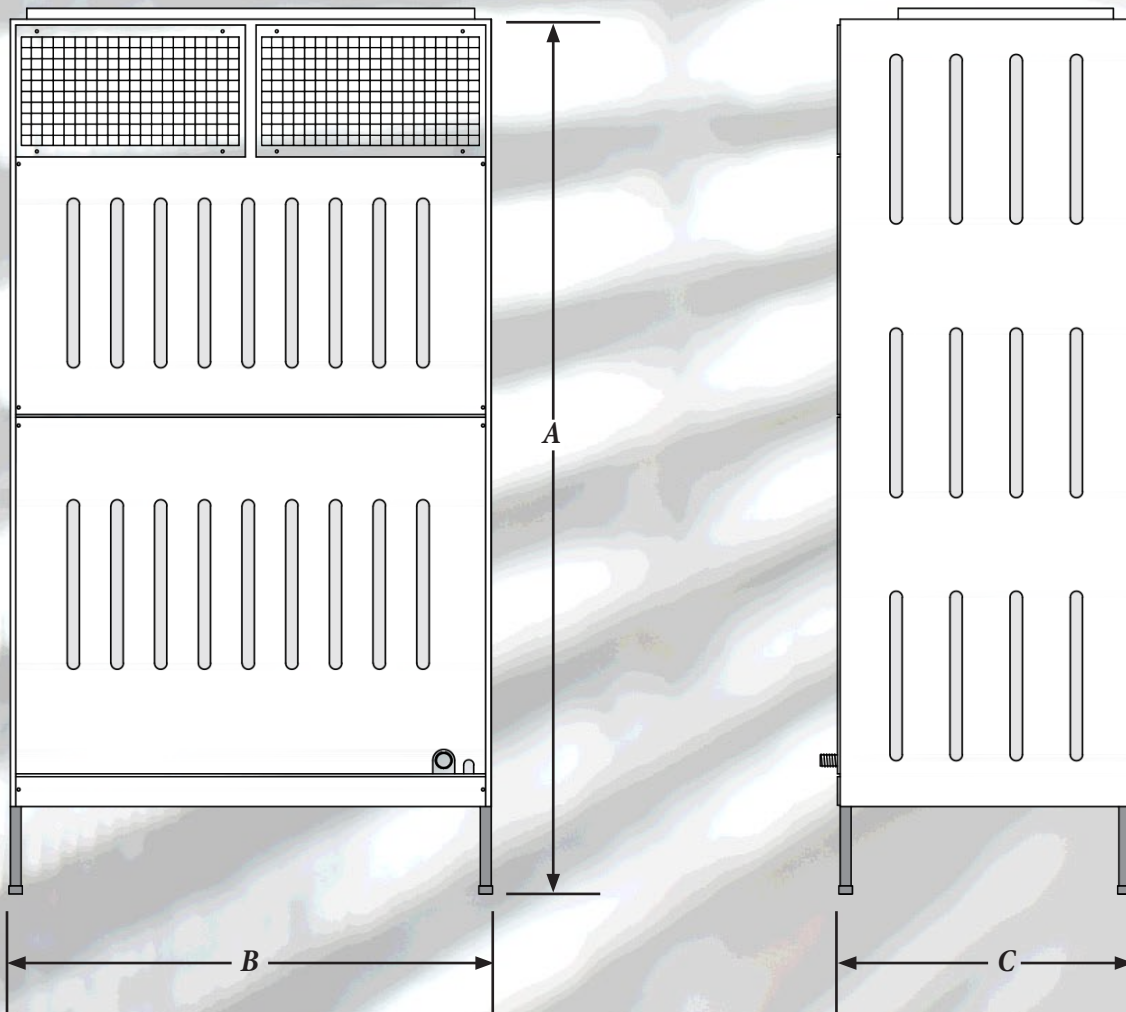
Features:

- Choose between 5, 7.5, 10, and 15 Ton Nominal Capacity
- Commercial Warehouse for draw-through application
- Copper tubing
- Heavy, aluminum fins and end plates
- Expansion Valve Refrigerant Metering
- Polymer drain pan and metal drain pan available

7.5 - 15 Ton Commercial Air Handler

- Coils are pressure tested to 500 PSI before assembly
- Attractive, corrosion resistant painted steel casing
- Filters/Grilles shipped with unit
- Optional 5, 8, 10, 15, and 20kW available

Patent Product



Commercial Cabinet Dimensions			
Model	Air Handler Height A	Air Handler Height B	Unit Depth C
BTDT 5	80.00"	24.50"	26.50"
BTDT 7.5	80.00"	44.00"	26.50"
BTDT 10	80.00"	44.00"	26.50"
BTDT 15	80.00"	52.00"	26.50"

*** Specifications May Change Without Notice

Commercial

Hanging High Gas Pack

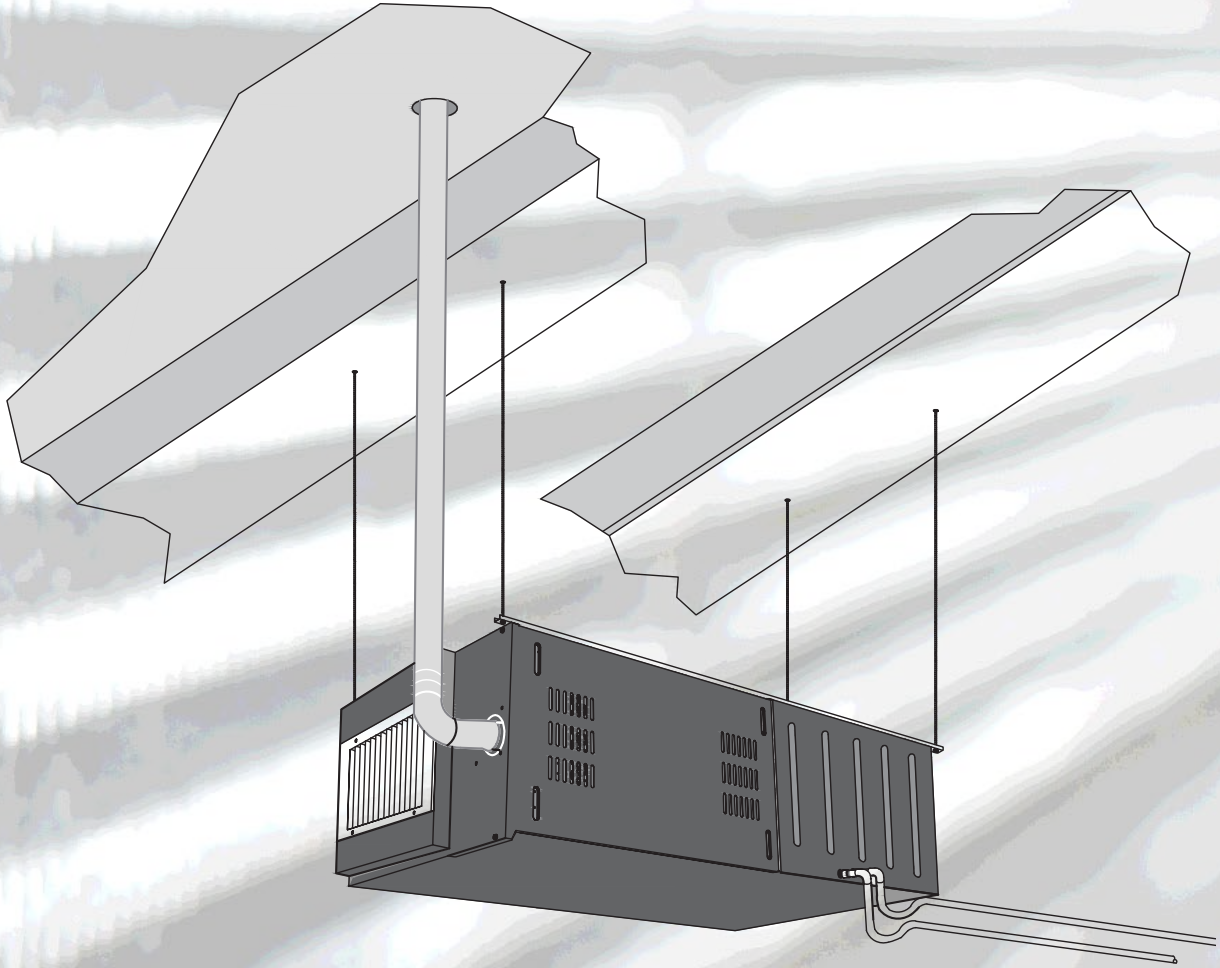


The Hanging High unit is for Light Commercial Application

Features:

- Choose between 4 - 5 Ton Nominal Capacity Air Handler and 100,000 and 120,000 BTUH 80% Furnace
- Light Commercial Hanging High application
- Long Life Aluminum tubing
- Heavy, aluminum fins and end plates
- Expansion Valve Refrigerant Metering
- Polymer drain pan and metal drain pan
- Self diagnostics fan timer

HANGING HIGH APPLICATION



Commercial Hanging High Dimensions

Commercial Air Handler Model	Air Handler Height	Furnace Height	Total Unit Height	Unit Width	Unit Depth
BHH 4	28.37"	31.63"	60.00"	20.50"	31.63"
BHH 5	28.37"	31.63"	60.00"	20.50"	31.63"

*** Specifications May Change Without Notice

Condenser

Aluminum Coil Series



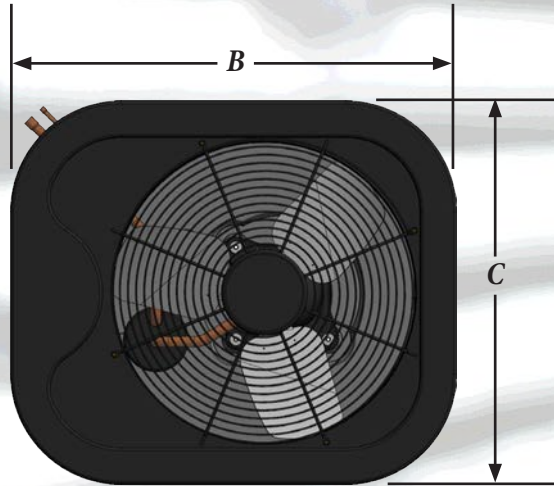
R-410A



Features:

- Compact high efficiency design A/C or Heat Pump
- Single and Multi-Family residential applications
- One foot print 1.5 to 5.0 Tons
- Sound absorbing injection molded top cap
- Corrosion resistant, powder painted, galvanized steel casing. Fully louvered
- High efficiency compressor
- Liquid Line Drier (Not Installed)
- Liquid Line Connection
 - 3/8" on 1.5 to 5.0 Tons
- Suction Line Connection
 - 3/4" on 1.5 to 3.0 Tons
 - 7/8" on 3.5 to 5.0 Tons
- Easy access brass service valves
- Easy serviceability, a single screw opens the electrical access panel
- Grille/Motor mount for quiet fan operation

Patent Product



14 SEER R-410a Condenser Dimensions			
Model	Height A	Length B	Width C
BC1814*	21.00"	36.25"	31.25"
BC2414*	21.00"	36.25"	31.25"
BC3014*	25.00"	36.25"	31.25"
BC3614*	27.00"	36.25"	31.25"
BC4214*	25.00"	36.25"	31.25"
BC4814*	29.00"	36.25"	31.25"
BC6014*	33.00"	36.25"	31.25"

*** Specifications May Change Without Notice

Commercial Condenser

AllStyle Broadair Twin Condensing Units

R-410A

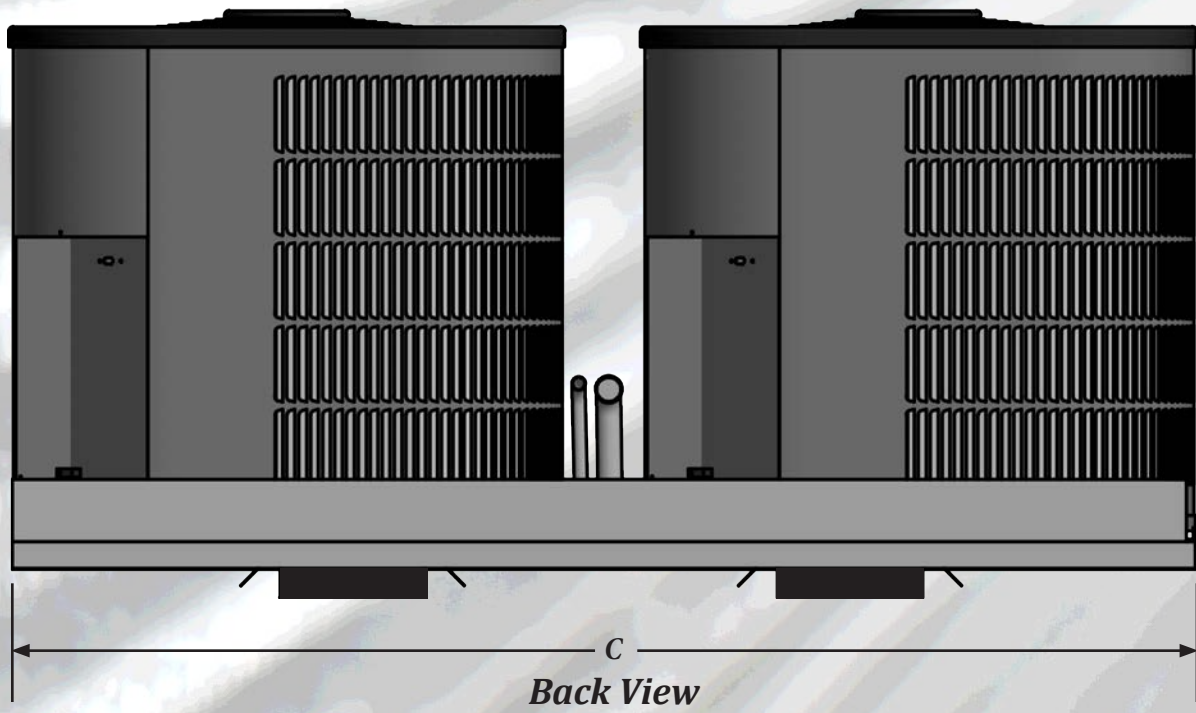
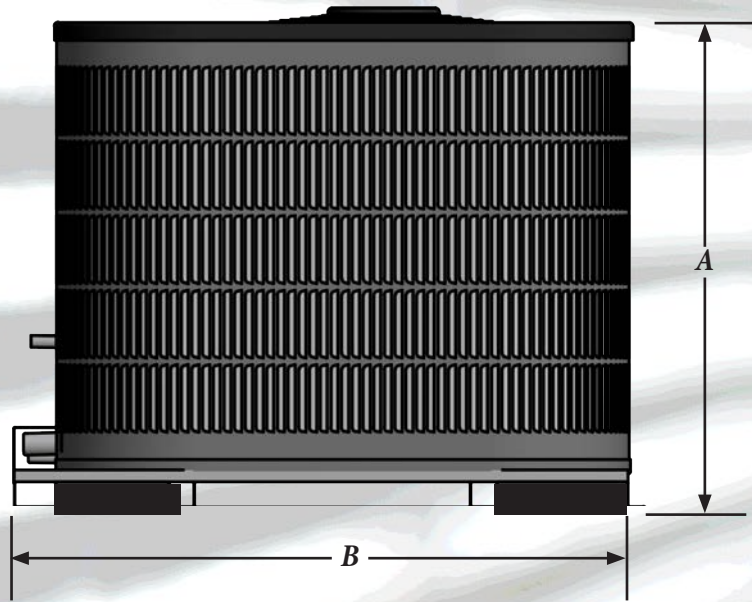


Patent Product

Features:

- 3PH Voltage
- Low/High Pressure 3PH Surge Protector
- Commercial applications
- Compact high efficiency
- Sound absorbing injection molded top cap
- Corrosion resistant, powder painted, galvanized steel casing. Fully louvered
- High efficiency compressor
- Liquid Line Drier (Not Installed)
- Easy access brass service valves
- Easy serviceability, a single screw opens the electrical access panel
- Grille/Motor mount for quiet fan operation

Side View



Back View

R-410a Commercial Condenser Dimensions			
Model	Height A	Length B	Width C
BC96*	37.00"	36.25"	31.25"
ABTC - 120 - P3	36.00"	40.00"	66.25"
ABTC - 180 - P3	40.00"	40.00"	66.25"
*** Specifications May Change Without Notice			

Commercial Condenser

Broadair Commercial Roof Top

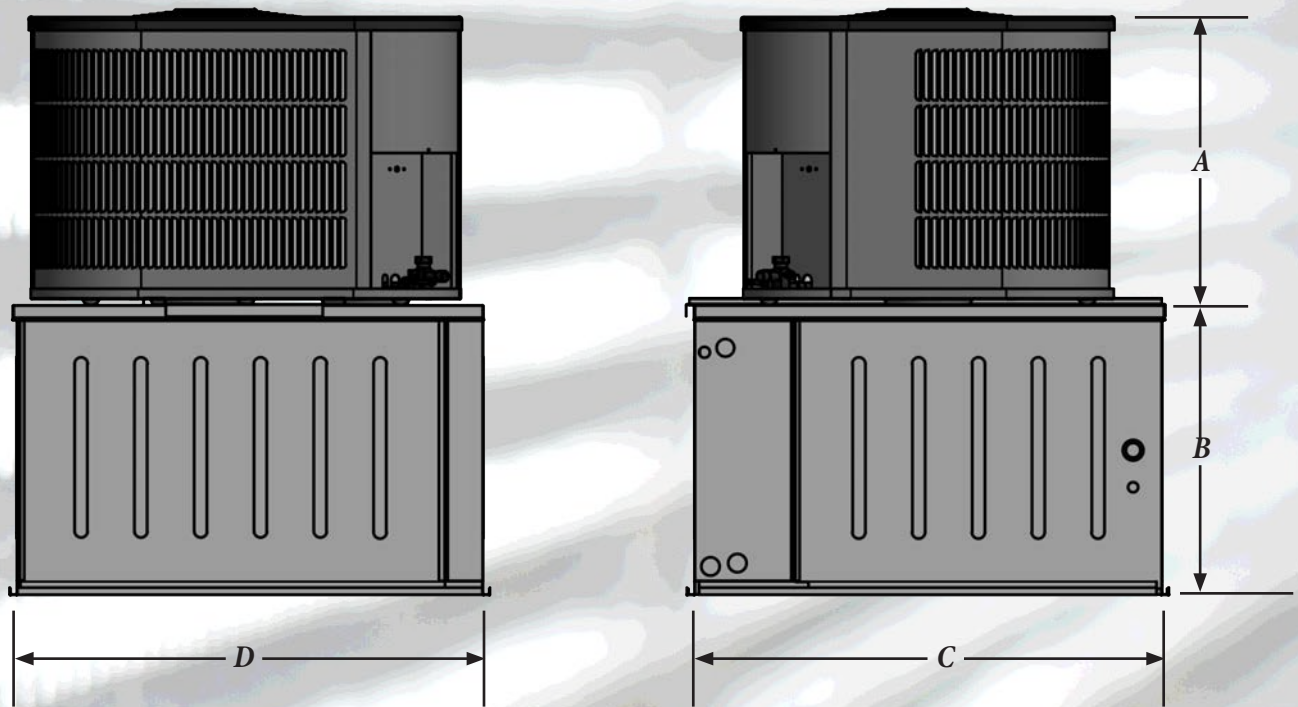
R-410A



**A new product manufactured by
AllStyle A/C Manufacturing.
BCRT*
Patent Product**

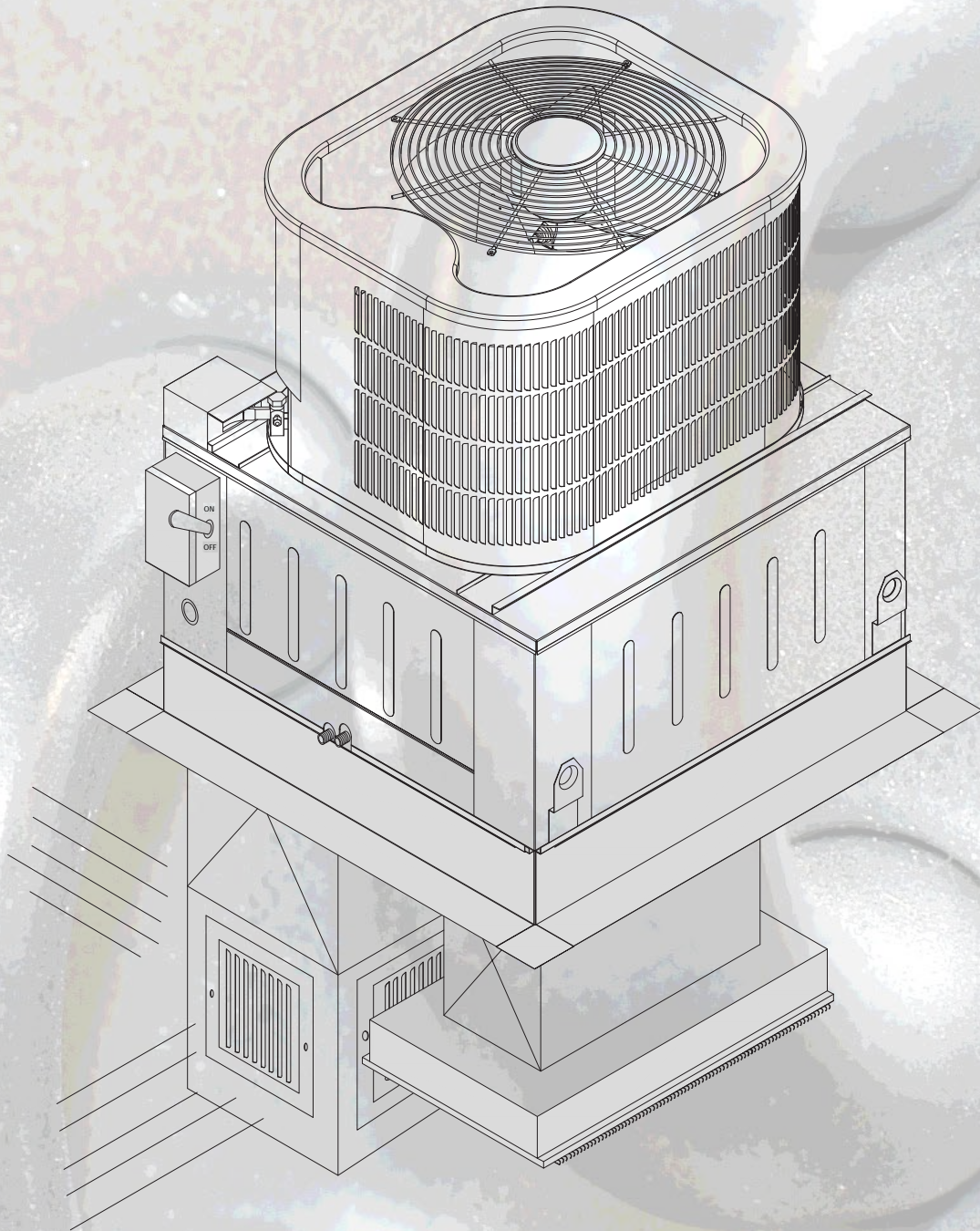
Features:

- Rooftop Voltage Single and/or 3PH Voltage
- Low/High Pressure 3PH Surge Protector
- Down-Flow Commercial application with A/C or Heat Pump available
- Corrosion resistant, powder painted, galvanized steel casing. Fully louvered
- High efficiency compressor
- Liquid Line Drier (Not Installed)
- Easy access brass service valves
- Easy serviceability, a single screw opens the electrical access panel
- Lifting brackets for easier install
- Curb sold separately
- P-Trap (Not Installed)

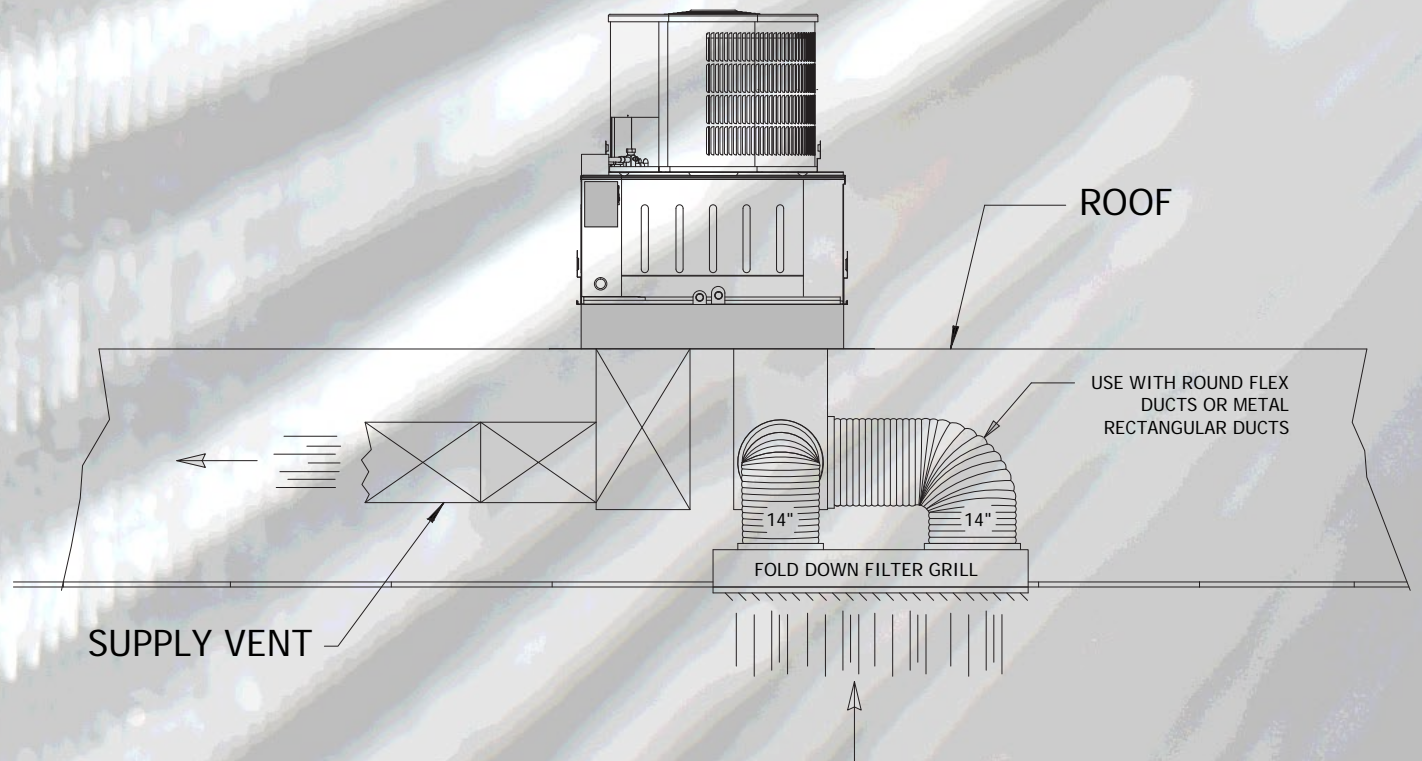
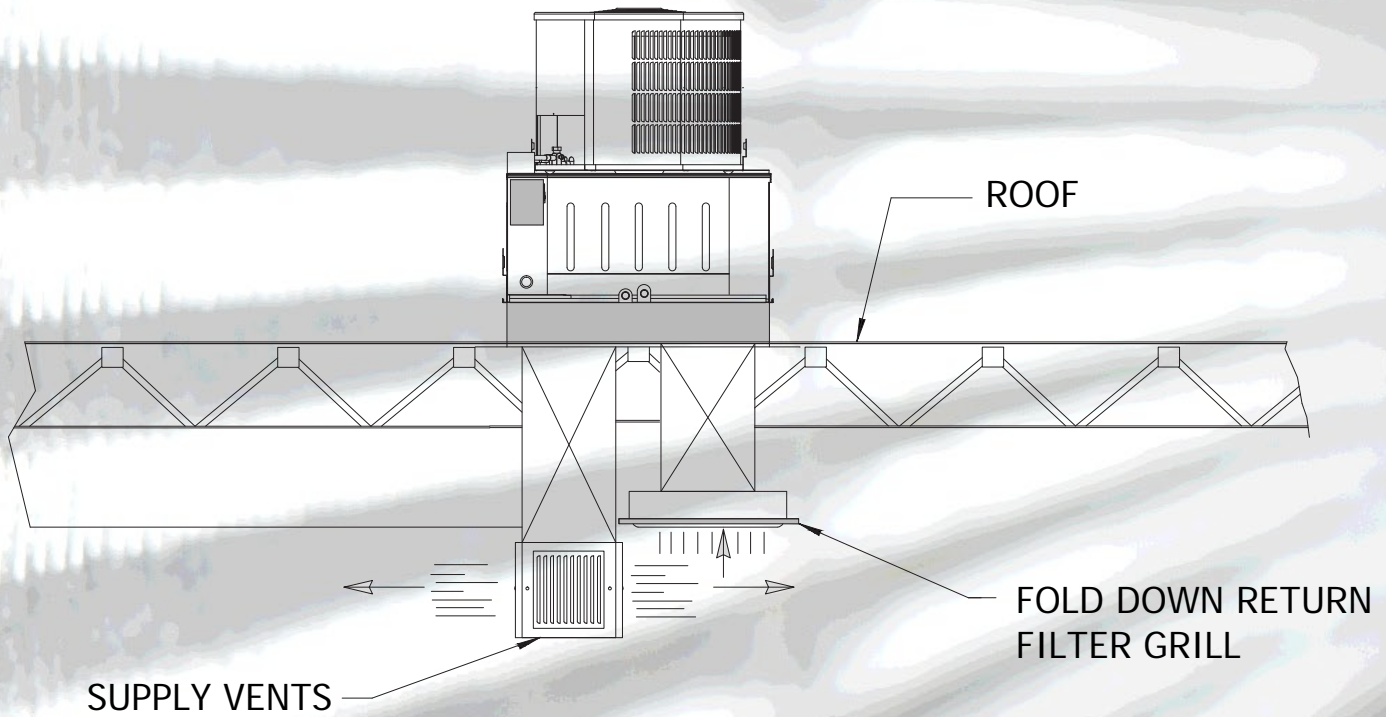


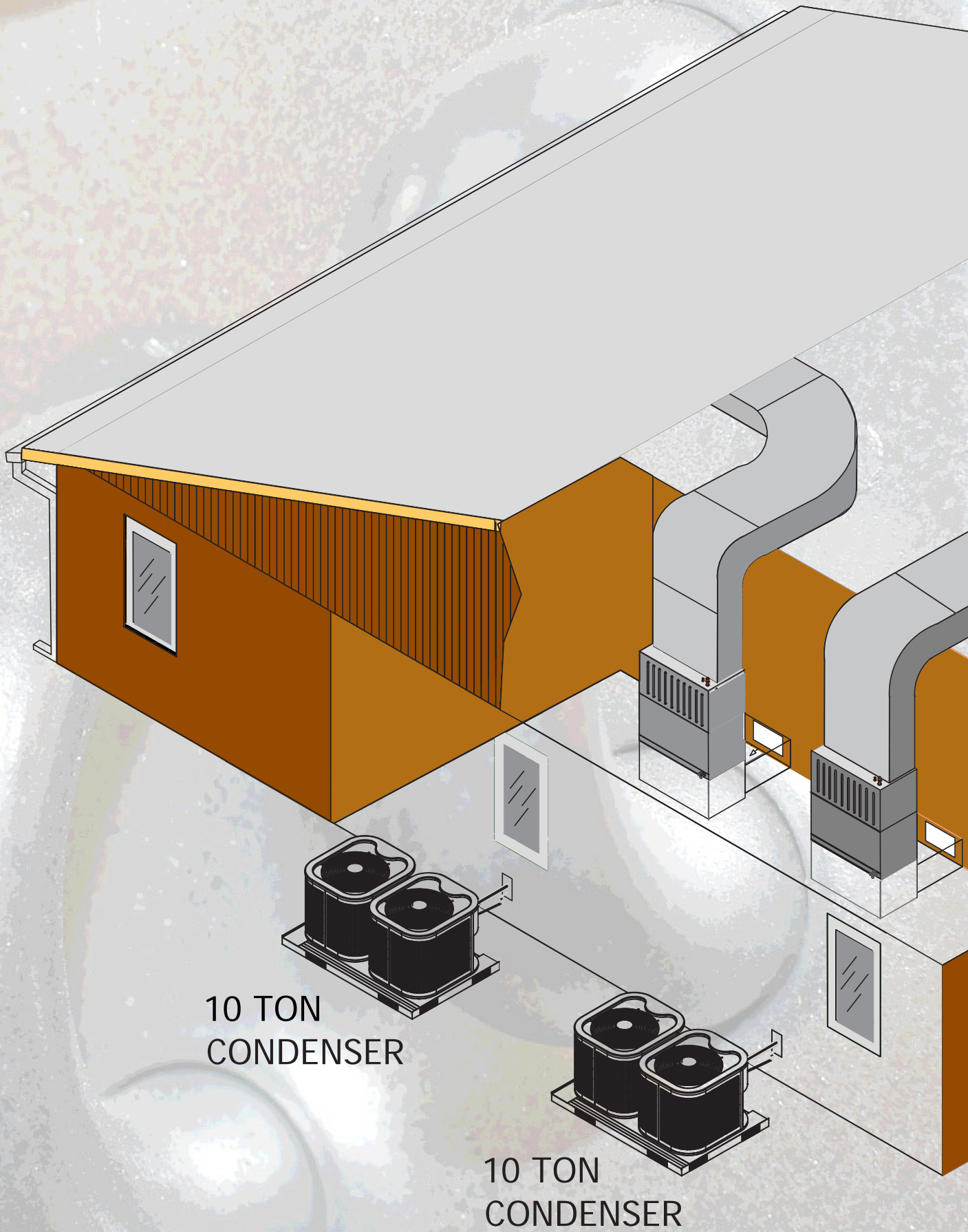
R-410a Commercial Rooftop Dimensions						
BCRT Model	Condenser Height - A	Air Handler Height - B	Unit Width - C	Unit Depth - D	Curb Dimensions	Curb Supply/Return
BCRT*24	21.00"	23.00"	43.50"	43.50"	41.25" x 41.50"	24.00" x 14.00"
BCRT*36	25.00"	23.00"	43.50"	43.50"	41.25" x 41.50"	24.00" x 14.00"
BCRT*48	25.00"	23.00"	43.50"	43.50"	41.25" x 41.50"	30.00" x 14.00"
BCRT*60	29.00"	23.00"	43.50"	43.50"	41.25" x 41.50"	30.00" x 14.00"
Small Piggyback Rooftop for Apartments						
SPR*24	21.00"	23.00"	39.25"	33.25"	37.25" x 32.25"	20.00" x 12.00"
SPR*36	25.00"	23.00"	39.25"	33.25"	37.25" x 32.25"	20.00" x 12.00"
SPR*48	25.00"	23.00"	39.25"	33.25"	37.25" x 32.25"	20.00" x 12.00"
Rooftop Gas Pack						
BCRT*36 - GP080	25.00"	23.75"	43.50"	52.50"	50.00" x 41.25"	24.00" x 17.00"
BCRT*48 - GP100	25.00"	23.75"	43.50"	52.50"	50.00" x 41.25"	24.00" x 17.00"
BCRT*60 - GP120	29.00"	23.75"	43.50"	52.50"	50.00" x 41.25"	24.00" x 17.00"
*** Specifications May Change Without Notice						

Commercial Applications



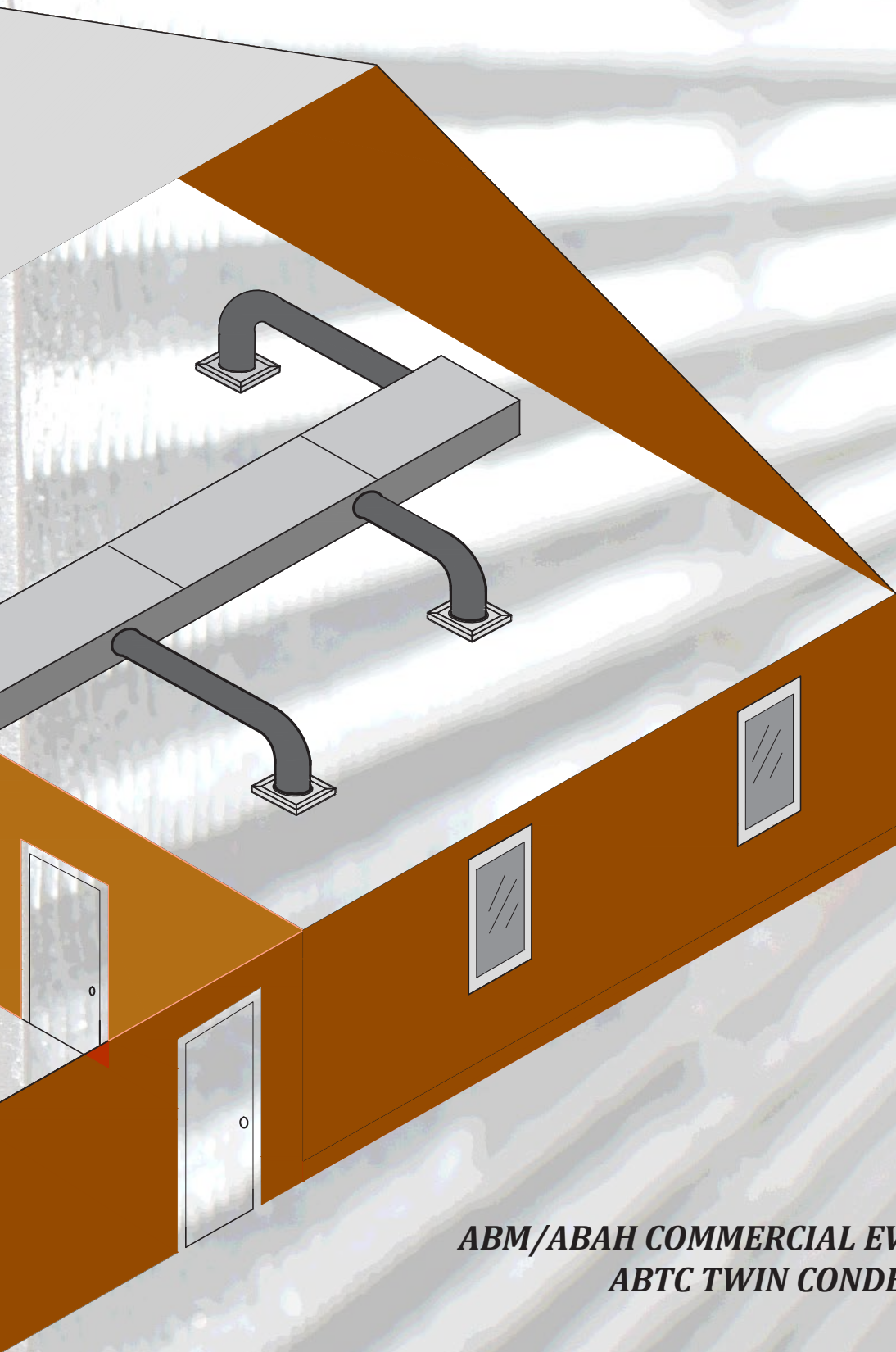
***BCRT
BRODAIR COMMERCIAL
ROOFTOP***





10 TON
CONDENSER

10 TON
CONDENSER



***ABM/ABAH COMMERCIAL EVAPORATOR COIL
ABTC TWIN CONDENSERS***

