

**6 Ton Heat Pump Outdoor Unit - 208/230 VAC, 3-Phase, 60Hz
1X (AOU72RLAVL)**

Job Name _____
 Location _____
 Engineer _____
 Submitted To _____
 Submitted By _____
 Reference _____

Date _____
 Approval _____
 Construction _____
 Unit No _____
 Drawing No _____

- Inverter driven compressor
- New style high power DC fan motor.
- Blue fin heat-exchanger (Corrosion resistance)
- 10 year Extended Warranty on parts and compressor. See Warranty Statement.
- Optional: Internet, BACnet, LonWorks, or Modbus communication.



CAPACITY	
Nominal Cooling Capacity - BTU/h [kW]	72,000 [21.1]
Nominal Heating Capacity - BTU/h [kW]	81,000 [23.7]
Nominal Tonnage - Ton(s)	6
Maximum Connectable Indoor Units	18
Connectable Capacity	50% to 150%
Cooling Power Input - kW	5.55 non-duct / 5.43 duct
Heating Power Input - kW	5.22 non-duct / 5.24 duct
Unit Group	1X (AOU72RLAVL)

OPERATING TEMPERATURES	
Operating Temp. Cooling (DB) - °F [°C]	5 to 115 [-15 to 46]
Operating Temp. Heating (DB) - °F [°C]	-4 to 70 [-20 to 21]

ELECTRICAL	
Electrical Power Requirements	208/230 VAC, 3-Phase, 60Hz
Voltage Range	187 to 253 VAC
Maximum Circuit Breaker - A	40
Minimum Circuit Ampacity (MCA) - A	38
Cooling Power Input - kW	5.55 non-duct / 5.43 duct
Heating Power Input - kW	5.22 non-duct / 5.24 duct
Maximum Starting Current (MSC) - A	30.6
Compressor - Rated Load Amperage (RLA) - A	26.1
Fan Motor - Full Load Amperage (FLA) - A	0.8 + 0.8

EFFICIENCY	
EER Cooling (Ducted/Non Ducted)	11.9 / 12/1
IEER Cooling (Non Ducted/Ducted)	23.9 / 21.5
COP / High Heating 47°F (Ducted/Non Ducted)	4.19 / 4.01

COMPRESSOR	
Compressor Type	Scroll
Refrigerant Type	R410A
Refrigerant Charge - lbs [kg]	24.25 [11.0]
Compressor Crankcase Heater - W	2X 35
Refrigerant Oil / Lubricant	FVC68D
Compressor Capacity Control - Steps/Range	951 / 20 - 115

WIRING	
Communication Cable	LonWorks (Fujitsu Pink Cable. See AE Bulletin 009)

FAN	
Fan Type	Propeller fan x 2
Fan Airflow Rate - CFM [m3/h]	5,297(9,000)
Fan Power Output - W	375 x 2
Fan Motor - Full Load Amperage (FLA) - A	0.8 + 0.8
External Static Pressure (Max) - in.WG [Pa]	0.24 [60]

PIPING	
Max. Total Refrigerant Line Length - ft [m]	1312 (400)
Max Height Diff. (OD & ID) (Upper/Lower) - ft [m]	164/131 [50/40]
Max. Refrig. Line Length 1st Sep. tube & furthest IU - ft [m]	295 [90]
Pipe Connection Method: Liquid/Gas	Brazed
Pipe Connection: Liquid - in [mm]	3/8(9.52)
Pipe Connection: Discharge Gas - in [mm]	3/4(19.05)

HEAT EXCHANGER	
H. E. Pipe Type (Material)	Grooved H-pin (Copper)
H. E. Fin Tube (Material)	Corrugate (Aluminum)
H. E. Fin Surface Treatment	Corrosion resistance (Blue fin)
H. E. Fin Pitch - FPI [mm]	18 [1.45]
H. E. Rows x Stages	3 x 76
H. E. Face Area - Ft ² [m ²]	22 [2.1]
H. E. Length - in [mm]	50 9/16 [1,285]

SOUND	
Sound Pressure Levels (Cooling/Heating) - dB(A)	54 / 55

WEIGHT	
Net Weight - lbs [kg]	470 [213]
Gross Weight - lbs [kg]	511 [232]

DIMENSIONS	
Dim.Net (HxWxD) - in [mm]	64-1/2 x 42-1/2 x 18-7/8 [1,638 x 1,080 x 480]

Dim.Gross (HxWxD) - in [mm]	69-9/16 x 46-1/4 x 23-5/8 [1,767 x 1,174 x 600]
-----------------------------	--

CODE	
ETL	3170288
AHRI Certified	Standard 1230

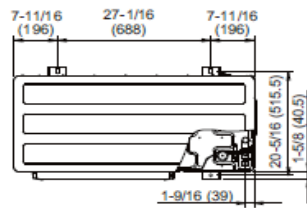
Note: Specifications are based on the following conditions:
 Cooling: Indoor temperature of 80°F (26.7°C) DB/67°F (19.4°C) WB, and outdoor temperature of 95°F (35°C) DB/75°F (23.9°C) WB. Heating: Indoor temperature of 70°F (21.1°C) DB/60°F (15.6°C) WB, and outdoor temperature of 47°F (8.3°C) DB/43°F (6.1°C) WB. Pipe length: 25ft. (7.5m), Height difference: 0ft. (0m) (Outdoor unit – indoor unit).



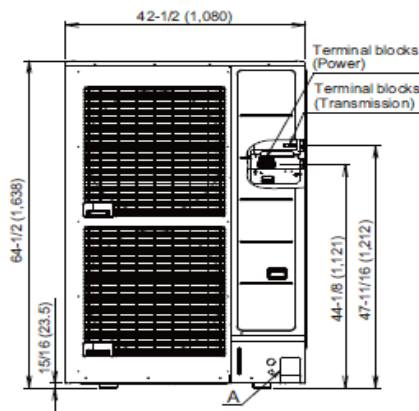
6 Ton Heat Pump Outdoor Unit - 208/230 VAC, 3-Phase, 60Hz
1X (AOU72RLAVL)

DIMENSIONS

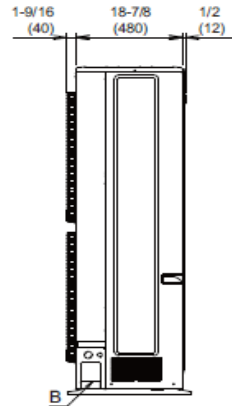
Unit in (mm)



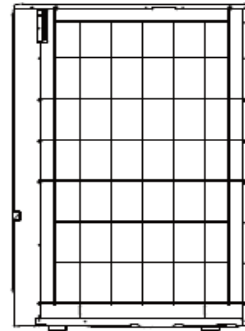
Top view



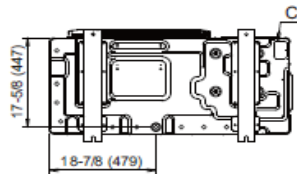
Front view



Side view



Rear view



Bottom view