

Packed Angle Valves

Packed Angle Valves

Packed line valves are designed for a multitude of uses in refrigeration systems. When installed properly, these handy, forged brass packed angle valves provide easy accessibility and serviceability for the refrigeration system. All packed angle valves are provided with a brass seal cap.

The 617A Series charging and purging valves are designed to be installed on the branch or run of a solder-type tee. The valve can be readily positioned for easy access. These valves are

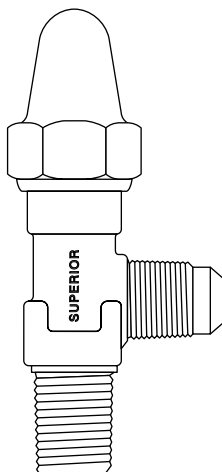
shipped loosely assembled for easy removal of parts prior to soldering. Reassemble after installation with a standard $\frac{3}{8}$ " square wrench.

Specialty packed angle valves are designed specifically for the refrigeration rack industry. The 600AX7-JB is designed for use with the transducer and offers connections to monitor and verify transducer readings and pressures. The 600B-6U6 Oil Leveler Valve offers a $\frac{3}{8}$ " SAE flare swivel for mounting on the oil leveler and a $\frac{3}{8}$ " SAE side outlet for oil

line connection. The 600B-4U4 SORIT or EPR Pilot Isolation Valve uses the same type of connections, in $\frac{1}{4}$ " SAE, as the 600B-6U6. The valve is designed for an inlet connection to the EPR or SORIT valve and an outlet connection to the pilot line of the suction header.

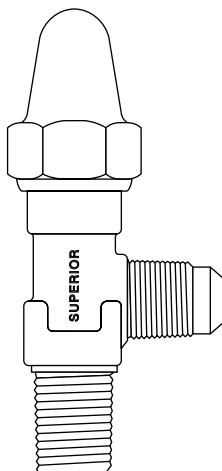
All Superior Packed Angle Valves incorporate a special packing that has been developed for use with all refrigerants.

Packed Angle Valves — 600A Series



Part Number	IBCA Number	Size (Inches)		Socket for OD Tubing	Weight (lbs.)
		Bottom Inlet	Side Outlet		
		NPT	x SAE		
600A-4B	57094	$\frac{1}{4}$	$\frac{1}{4}$	$\frac{1}{4}$	0.25
600A-4C	57095	$\frac{3}{8}$	$\frac{1}{4}$	$\frac{3}{8}$	0.25
600A-6B	57099	$\frac{1}{4}$	$\frac{3}{8}$	$\frac{1}{4}$	0.25
600A-6C	57100	$\frac{3}{8}$	$\frac{3}{8}$	$\frac{3}{8}$	0.25

Packed Angle Receiver Valves — 605 Series



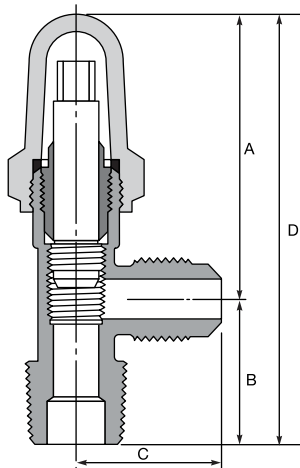
Part Number	IBCA Number	Size (Inches)		Socket for OD Tubing	Weight (lbs.)
		Bottom Inlet	Side Outlet		
		NPT	x SAE		
605-6D	57112	$\frac{1}{2}$	$\frac{3}{8}$	$\frac{1}{2}$	0.50
605-8B	57113	$\frac{1}{4}$	$\frac{1}{2}$	$\frac{1}{4}$	0.50
605-8C	57114	$\frac{3}{8}$	$\frac{1}{2}$	$\frac{3}{8}$	0.50
605-8D	57115	$\frac{1}{2}$	$\frac{1}{2}$	$\frac{1}{2}$	0.50
606B-10D*	57119	$\frac{1}{2}$	$\frac{5}{8}$	$\frac{1}{2}$	0.50
		NPT	x FPT		
605-KB	57109	$\frac{1}{4}$	$\frac{1}{4}$	$\frac{1}{4}$	0.50
		NPT	x ODS		
605-10S	57110	$\frac{1}{2}$	$\frac{5}{8}$	$\frac{5}{8}$	0.50

* Backseating design.

Packed Angle Valves

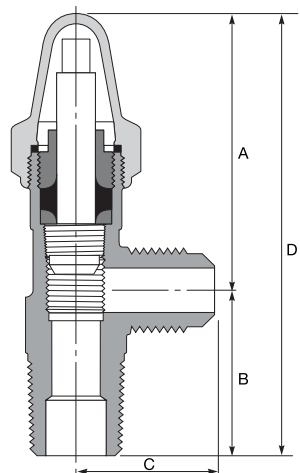
- Working pressure: 700 PSIG.
- Maximum temperature: 300° F.
- Minimum temperature: -40° F.
- Body construction: forged brass
- Seal cap construction: brass with copper gasket or nylon gasket.
- Steel stem with copper nickel plating
- UL® and cUL Listed
- Schrader core on 600AX7-JB must be removed prior to soldering.
- For use with CO₂, CFC, HFC and HCFC refrigerants listed in CAN/CSA B52 and ANSI/ASHRAE 15 Section 9.2.
- For gases and liquids not listed, please consult factory.
- Spare Parts List on pp. 36–37.

Packed Angle Valves — 600A Series



Part Number	Dimensions (Inches)			
	A	B	C	D
600A-4B	2 ³ / ₃₂	1 ¹ / ₃₂	1 ¹ / ₃₂	3 ¹ / ₈
600A-4C	2 ³ / ₃₂	1 ¹ / ₃₂	1 ¹ / ₃₂	3 ¹ / ₈
600A-6B	2 ³ / ₃₂	1 ¹ / ₃₂	1 ¹ / ₃₂	3 ¹ / ₈
600A-6C	2 ³ / ₃₂	1 ¹ / ₃₂	1 ¹ / ₃₂	3 ¹ / ₈

Packed Angle Receiver Valves — 605 Series

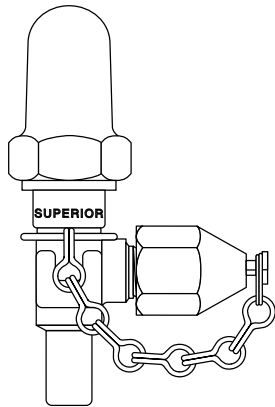


Part Number	Dimensions (Inches)			
	A	B	C	D
605-6D	2 ¹ / ₂	1 ¹⁵ / ₃₂	1 ¹ / ₁₆	3 ²¹ / ₃₂
605-8B	2 ¹ / ₂	1 ¹⁵ / ₃₂	1 ¹ / ₁₆	3 ³¹ / ₃₂
605-8C	2 ¹ / ₂	1 ¹⁵ / ₃₂	1 ¹ / ₁₆	3 ³¹ / ₃₂
605-8D	2 ¹ / ₂	1 ¹⁵ / ₃₂	1 ¹ / ₁₆	3 ³¹ / ₃₂
605-10S	2 ¹ / ₂	1 ¹⁵ / ₃₂	1 ¹ / ₁₆	3 ³¹ / ₃₂
605-KB	2 ¹ / ₂	1 ¹⁵ / ₃₂	1 ¹ / ₄	3 ³¹ / ₃₂
606B-10D*	2 ⁵ / ₈	1 ³ / ₄	1 ¹ / ₁₆	4 ³ / ₈

*Backseating design.

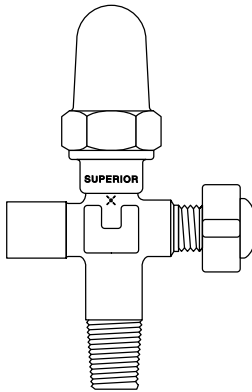
Packed Angle Valves

Packed Angle Charging and Purging Valves — 617A Series



Part Number	IBCA Number	Size (Inches)			Weight (lbs.)
		Bottom Inlet		Side Outlet	
		ODS	x	SAE	
617A-4S4	57163	1/4		1/4	0.25
617A-6S4	57164	3/8		1/4	0.25
617A-6S6	57165	3/8		3/8	0.25
617A-8S4	57166	1/2		1/4	0.375
617A-8S6	57167	1/2		3/8	0.375
617A-10S4	57161	3/4		1/4	0.375
617A-10S6	57162	3/4		3/8	0.375

Transducer Valve

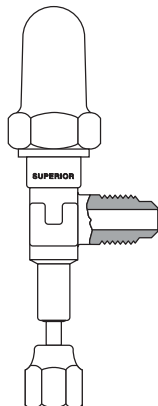


Part Number	IBCA Number	Size (Inches)			Weight (lbs.)
		Inlet		Outlet*	
		NPT/ODS	x	FPT	
600AX7-JB	57107	1/4		1/8	0.25

* 1/8" FPT female side connection for transducer fitting used to monitor pressure.

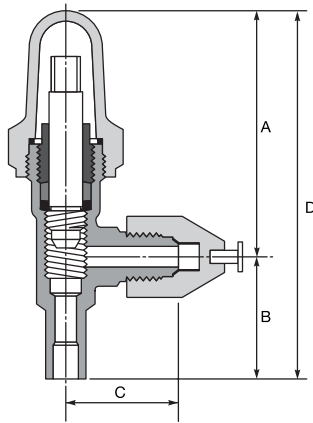
† 1/4" SAE flare side connection with Schrader core for manual pressure check with gauge to verify transducer readings.

Oil Leveler/SORIT or EPR Pilot Isolation Valve



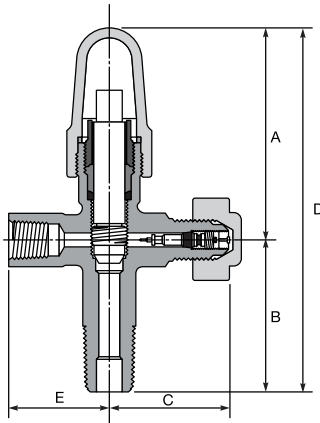
Part Number	IBCA Number	Size (Inches)			Weight (lbs.)
		Bottom Inlet		Side Outlet	
		fSAE	x	mSAE	
600B-4U4	59252	1/4		1/4	0.375
600B-6U6	59253	3/8		3/8	0.375

Packed Angle Charging and Purging Valves — 617A Series



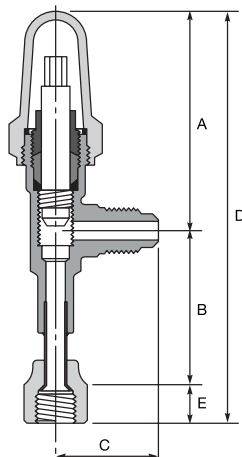
Catalog Number	Dimensions (Inches)			
	A	B	C	D
617A-4S4	2 ³ / ₃₂	1 ¹ / ₃₂	3 ¹ / ₃₂	3 ¹ / ₈
617A-6S4	2 ³ / ₃₂	1 ¹ / ₃₂	3 ¹ / ₃₂	3 ¹ / ₈
617A-6S6	2 ³ / ₃₂	1 ¹ / ₃₂	1 ¹ / ₃₂	3 ¹ / ₈
617A-8S4	2 ³ / ₃₂	1 ¹ / ₃₂	3 ¹ / ₃₂	3 ¹ / ₈
617A-8S6	2 ³ / ₃₂	1 ¹ / ₃₂	1 ¹ / ₃₂	3 ¹ / ₈
617A-10S4	2 ³ / ₃₂	1 ¹ / ₃₂	3 ¹ / ₃₂	3 ¹ / ₈
617A-10S6	2 ³ / ₃₂	1 ¹ / ₃₂	1 ¹ / ₃₂	3 ¹ / ₈

Transducer Valve



Part Number	Dimensions (Inches)				
	A	B	C	D	E
600AX7-JB	2 ³ / ₃₂	1 ¹ / ₂	1 ¹ / ₃₂	3 ¹⁹ / ₃₂	1

Oil Leveler/SORIT or EPR Pilot Isolation Valve



Part Number	Dimensions (Inches)				
	A	B	C	D	E
600B-4U4	2 ³ / ₃₂	1 ³¹ / ₃₂	1 ¹ / ₃₂	4 ¹⁵ / ₃₂	1 ¹³ / ₃₂
600B-6U6	2 ³ / ₃₂	1 ³¹ / ₃₂	1 ¹ / ₃₂	4 ¹⁹ / ₃₂	1 ¹⁷ / ₃₂