


Latches

Strikes are included with all 59-1105 / R35 series latches



Chrome Finish



No. 48-007
XC-3 key cylinder
(For use on old style 59-1105 series latches).

| Order No. | Description |
|-----------|--|
| 48-001 | Straight handle latch - without key cylinder |
| 48-002 | Straight handle latch - with key cylinder |
| 48-020 | Offset handle latch - without key cylinder |
| 48-003 | Offset handle latch - with key cylinder |
| * 48-021 | Offset handle latch - without key cylinder |
| 48-005 | Replacement strike assembly (Chrome) |
| 48-007 | Replacement key cylinder kit XC-3* |
| 48-023 | Key only for 48-002 and 48-003 |
| 70-375 | Mounting screw kit |

* Designed for heated applications. Complete with insulated handle and brass roller.

No. 48-002
w/ Key lock
Straight handle

No. 48-003
w/ Key lock
Offset handle

No. 66-017
Facemount handle
12 in. without keylocking cylinder. (Latch mechanism and strike no longer available).




No. 48-005
Strike w/ adjustment plate
(Included w/ latch)



National TOLL FREE
Order Desk
(800) 423-2446

Rollers

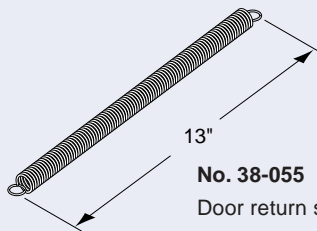


No. 38-050
Concave roller
1 1/4 in. Dia.
5/16 in. wide
with 1/4 in. dia. pin.




No. 38-051
Concave nylon roller w/ sleeve
1 1/4 in. Dia.
5/16 in. wide
3/8 in. smooth bore.


Handles and Hardware



No. 38-055
Door return spring



No. 40-207
Pull handle
6 1/8 in. overall
5 in. hole centers



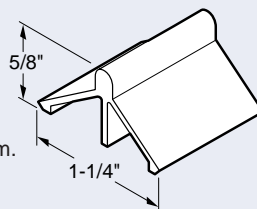
No. 38-011
Pull handle
9 5/8 in. Overall length
9 1/4 in. hole center
No. 38-010
14 5/8 in. Overall length
14 1/8 in. hole center
Handles are drilled for #10-24 screws.
Handles are black vinyl with chrome brackets. These handles may be shortened in length.

Door Tracks

No. 38-052
50 1/8 in. long
extruded aluminum.

No. 38-054
72 5/8 in. long


The above door tracks are available in special lengths not listed above. Contact our customer service department with the length needed.



No. 38-057
Nylon guide
(Sold per each).



2850 / R50 Series Hinge



No. 43-088
Cam-lift w/ spring
cartridge 1 5/8 in. offset

No. 43-086
Shown with hinge
cover removed

No. 43-086
1 5/8 in. offset

Chrome Finish

| Order No. | Description |
|------------|--|
| ✓ * 43-086 | Cam-lift hinge, 1 5/8 in. offset |
| 43-088 | Cam-lift hinge w/ spring mech., 1 5/8 in. offset |
| 43-080 | Spring kit for 43-088 hinges |
| 43-421 | Replacement hinge cover only |
| 43-282 | Replacement nylon cam only |
| 70-382 | Mounting screw kit |

The 2850 Series hinge may be used as a replacement for part number 59-1236 series hinges. Replace in pairs only.

- * Industry standard.
- ✓ Built in dwell to hold door open @ 90° position.

24 Hour Fax



TOLL FREE Sales Dept.

Colorado Fax (800) 835-6655

California Fax (800) 833-3515

National TOLL FREE
Order Desk
(800) 423-2446

1267 Series Hinge

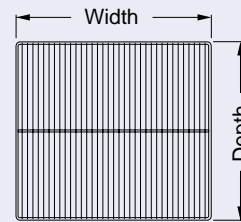


No. 40-186
Hinge assembly,
1 5/8 in. to 2 3/8 in. offset

(See page 9 for additional information and parts for the 1267 series hinges).



Replacement Wire Shelves

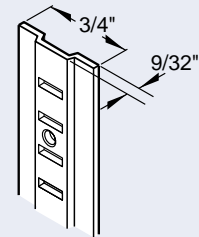


| Order No. | Width x Depth | Finish |
|-----------|-----------------|-------------|
| 38-093 | 21 3/4 x 27" | Epoxy white |
| 38-116 | 24" x 25 3/8 | Epoxy white |
| 38-092 | 24 1/2 x 25 3/8 | Chrome |
| 38-090 | 24 3/4 x 25 3/8 | Chrome |
| 38-091 | 24 3/4 x 26 3/8 | Zinc |
| 38-094 | 24 3/4 x 25 3/8 | Epoxy white |
| 38-117 | 25 7/8 x 25 3/8 | Epoxy white |



No. 08-100
Zinc plated steel shelf clip

No. 40-113
Stainless steel shelf clip



No. 08-105
Zinc plated steel 6 ft.

No. 43-383
Aluminum 6 ft.

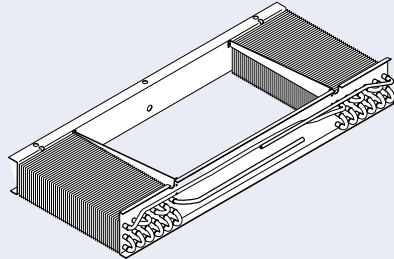
No. 43-382
Stainless steel 6 ft.

Evaporator Coils

No. 38-080

28" Long
11 3/4" Wide
4" High

Finned Dimensions.
2 @ 6" x 10 7/8" x 3"
MFG. No. CO-135-A

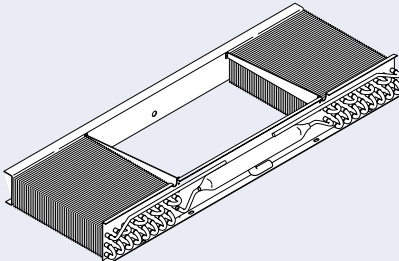


Coated

No. 38-089

32" Long
11 3/4" Wide
4 1/8" High

Finned Dimensions.
2 @ 9" x 11" x 3"

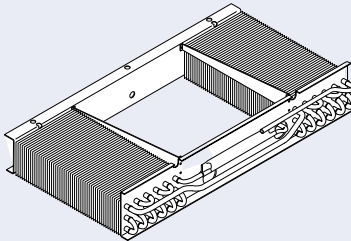


Coated

No. 38-087

21" Long
13" Wide
4" High

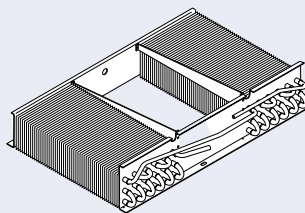
Finned Dimensions.
2 @ 6" x 11" x 3"
MFG. No. CO-236



No. 38-081

19" Long
12 1/2" Wide
4" High

Finned Dimensions.
2 @ 6" x 11" x 3"

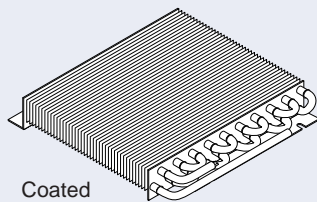


Coated

No. 38-082

9 3/4" Long
10" Wide
1 3/4" High

Finned Dimensions.
7 3/8" x 10" x 1 1/4"



Coated

Fan Motors and Accessories

Motor rotations listed are from the shaft end.



No. 38-104 CCW

115 V, .50 amps, 6W,
1550 rpm, 1/4 in. threaded
shaft dia.

No. 38-105 CCW

115 V, 1.0 amps, 16 W
1550 rpm, 1/4 in. threaded
shaft dia.



No. 60-203 CW

120V, .75 amps
3000 rpm, .181 in. shaft dia.



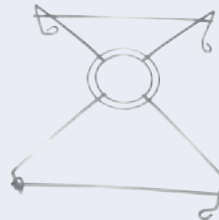
No. 38-109 CW

8 in. metal fan blade hub
mounted



No. 60-078 CCW

5 1/2 in. plastic fan blade, shaft
mounted .181 in. Used on 60-
203 fan motor.




No. 38-102

Motor mounting bracket.



No. 38-103

Motor mounting bracket.



No. 38-111

Clear plastic tapered fan guard,
Grill top 6 3/8 in., bottom 6 7/8 in.
Depth 7/8 in., Screw center 7 1/2 in.

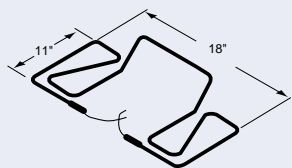


NO. 38-110

White epoxy coated wire fan
guard.

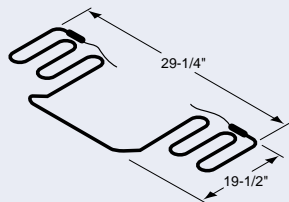
Grill diameter 9 in.
Screw center 10 1/4 in.
Grill depth 1 3/16 in.

Heaters



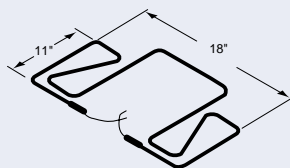
No. 38-060

115 Volts, 450 Watts
(MFG. No. EL-238)



No. 38-061

230 Volts, 800 Watts
(MFG. No. EL-275-C)



No. 38-059

115 Volts, 425 Watts



Self regulating heater in die cast aluminum.

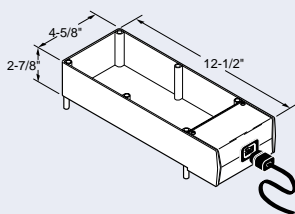
No. 43-065

115 Volts, 160 Watts

No. 43-078

115 Volts, 300 Watts

With 18 in. leads with strip ends.



Condensate heater

No. 80-014

115 Volts, 160 Watts

No. 80-011

115 Volts, 300 Watts

With 36 in. detachable cord and standard 3-prong plug.



Controls and Switches



No. 38-073

3-Wire defrost limit control.
(5" red, yellow, black leads).
Open: +55°F Close: +15°F



No. 38-070

Refrigerator temperature control.
Temperature range: +16°F to +40°F, Normal Cut-In: +40°F, Normal cut-out: +30°F, 37 in. cap. (MFG. CT35-Q)

No. 38-074

2-Wire fan delay control.
(5" yellow leads).
Open: +20°F Close: +55°F



No. 38-015

Light switch

No. 38-071

Freezer temperature control.
Temperature range: -27°F to +8°F, Normal Cut-In: +2°F, Normal cut-out: -6°F, 24 in. cap.



No. 38-075

Single stage Jordon thermostat. Temperature set point range: -30°F to +220°F—Differential range: 1°F to 30°F, 8 foot probe, Control ambient temperatures: Operating: -20°F to +140°F—Storage: -40°F to +176°F, Ambient humidity:) to 95% RH, non-condensing.

Thermometers



No. 38-076

Vertical drum thermometer,
-40°F to +104°F,
29 in. capillary

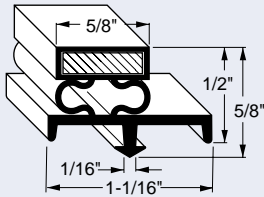


No. 38-077

2 in. dial, "U" clamp mounted thermometer,
-40°F to +60°F, 68 in. capillary

Door Gaskets

Snap-In Magnetic Gasket

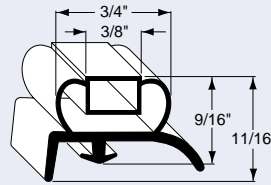


Color: Gray

| Order No. | Size O.D. in inches | MFG. No. |
|-----------|---------------------|----------|
| 38-022 | 20 1/8 x 56 5/8 | GA-119M |
| 38-045 | 22 1/2 x 51 1/2 | — |
| 38-046 | 22 1/2 x 66 1/2 | — |
| 38-095 | 22 3/4 x 28 | GA-126 |
| 38-040 | 24 1/4 x 27 3/4 | GA-113B |
| 38-041 | 24 1/4 x 59 1/2 | GA-112B |
| 38-096 | 24 3/4 x 26 1/4 | GA-140 |
| 38-042 | 24 3/4 x 26 5/8 | GA-116 |
| 38-047 | 24 3/4 x 30 1/8 | GA-118 |
| 38-043 | 24 3/4 x 56 1/2 | GA-115 |
| 38-044 | 31 1/4 x 59 1/2 | GA-114B |
| 38-100 | 31 1/4 x 66 1/4 | GA-142 |
| 38-101 | 33 x 86 3/4 | GA-122 |

Snap-In Compression Gasket

Sure foam replaces magnet.

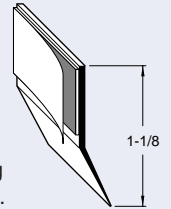


Color: Gray

| Order No. | Size O.D. in inches | MFG. No. |
|-----------|---------------------|----------|
| 38-020 | 21 3/4 x 32 | GA79-107 |
| 38-021 | 22 1/2 x 51 1/2 | GA79-144 |
| 38-023 | 22 1/2 x 66 1/2 | GA79-174 |
| 38-024 | 33 1/4 x 51 1/2 | GA79-163 |

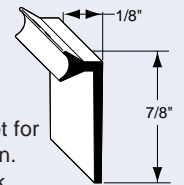
No. 38-037

Gasket for sliding glass doors 60 in. long. With adhesive backing. Color: Black

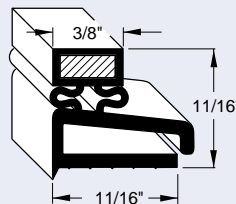


No. 38-038

Wiper seal gasket for sliding doors 60 in. long. Color: Black



Screw Mounted Magnetic Gaskets

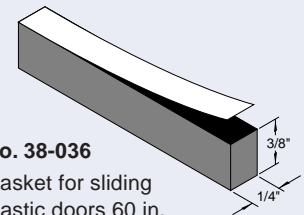


Color: Gray

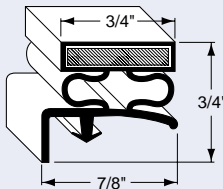
| Order No. | Size O.D. in inches | MFG. No. |
|-----------|---------------------|----------|
| 38-048 | 24 x 49 1/2 | — |
| 38-049 | 24 x 62 | — |

No. 38-036

Gasket for sliding plastic doors 60 in. long. With adhesive backing. Color: Black



Snap-In Magnetic Gasket



Color: Gray

| Order No. | Size O.D. in inches | MFG. No. |
|-----------|---------------------|----------|
| 38-030 | 22 5/8 x 32 3/4 | GA-94 |
| 38-031 | 22 5/8 x 51 1/2 | GA-95 |
| 38-032 | 22 5/8 x 66 1/2 | GA-97 |
| 38-033 | 32 3/4 x 51 1/2 | GA-96 |



National TOLL FREE
Order Desk
(800) 423-2446



The gaskets on this page are available in sizes not listed above. To order special sizes contact our customer service department with the model and serial number OD measurements and style of gasket needed.

For additional Jordon/Fogel parts not illustrated, contact our customer service department with the model and serial number, and brief description of the parts needed.