

Webstone

VALVE INNOVATION

THE **ONLY WAY** TO ISOLATE
CIRCULATOR PUMPS

The ISOLATOR
UNI-FLANGE BALL VALVE®



STOCKING PART NUMBERS

ISOLATOR WITH ROTATING FLANGE

IPS MODELS: 41403, 41404

SWT MODELS: 51403, 51404

ISOLATOR WITH ROTATING FLANGE &
MULTI-FUNCTION DRAIN

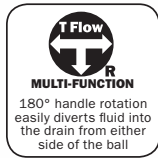
IPS MODELS: 41413, 41414

SWT MODELS: 51413, 51414

ROTATING FLANGE

The features and benefits you trust in our original Isolator® line with two versatile enhancements. First, 360° flange rotation that allows for rotation to any degree necessary for your installation. Second, a multi-function drain that makes the Isolator **the only valve that drains from both sides of the pump!**

- Unique uni-body design is preserved
- Solid forged brass outer flange
- Fully removable outer flange secured by snap ring
- Multi-function drain
- 3-Way valve purges before or after the pump
- Guaranteed for life

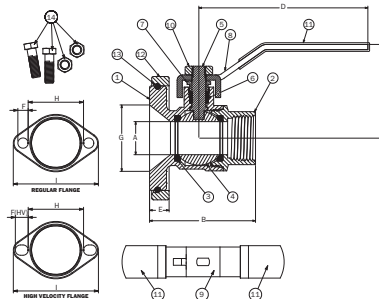


PATENTED TECHNOLOGY



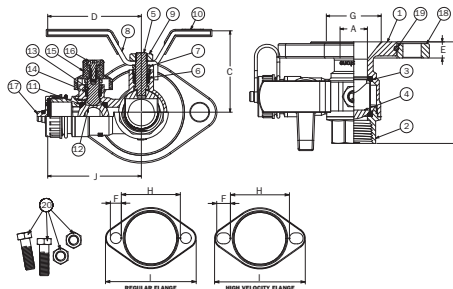
PATENTS PENDING

THE ISOLATOR® W/ ROTATING FLANGE



NO.	DESCRIPTION	MATERIAL
1	FLANGED BODY	BRASS
2	END CAP	BRASS
3	SEATS	PTFE
4	BALL	BRASS HCP
5	STEM	BRASS
6	STEM SEAL	PTFE
7	PACKING GLAND	BRASS
8	LEVER HANDLE	STEEL CP
9	WING STYLE "T" HANDLE	STEEL CP
10	HANDLE NUT	STAINLESS STEEL
11	HANDLE JACKET	VINYL
12	ROTATING FLANGE	BRASS
13	ROTATING FLANGE RING	STAINLESS STEEL
14	FLANGE BOLTS & NUTS	STEEL ZP

THE ISOLATOR® W/ ROTATING FLANGE & MULTI-FUNCTION DRAIN



NO.	DESCRIPTION	MATERIAL
1	FLANGED BODY	BRASS
2	END CAP	BRASS
3	SEATS	PTFE
4	BALL	BRASS HCP
5	STEM	BRASS
6	STEM SEAL	PTFE
7	PACKING GLAND	BRASS
8	HANDLE	STEEL CP
9	HANDLE NUT	STAINLESS STEEL
10	HANDLE JACKET	VINYL
11	DRAIN VALVE SEATS	PTFE
12	DRAIN VALVE BALL	BRASS HCP
13	DRAIN VALVE STEM	BRASS
14	DRAIN VALVE STEM SEAL	PTFE
15	DRAIN VALVE HANDLE	ENAMEL COATED ALUMINUM
16	DRAIN VALVE HANDLE SCREW	BRASS
17	DRAIN VALVE CAP, WASHER & STRAP	BRASS W/EPDM WASHER & STRAP
18	ROTATING FLANGE	BRASS
19	ROTATING FLANGE RING	STAINLESS STEEL
20	FLANGE BOLTS & NUTS	STEEL ZP

NOW AVAILABLE WITH PRESS CONNECTIONS SEE BACK COVER FOR DETAILS



THE ISOLATOR® W/ ROTATING FLANGE

Full Port Forged Brass Uni-Flange Ball Valves w/ Detachable Rotating Flange, Adjustable Packing Gland, Bonus Wing Style "T" Handle, Nuts & Bolts

ISO 9001
600 WOG

	STANDARD BRASS			LEAD-FREE BRASS Certified to NSF/ANSI 61 & NSF/ANSI 372			A	B	C	D (LEVER)	D (WING)	E	F	FHV	G	GHV	H	I
	SIZE	ITEM #	CTN/CS	ITEM #	CTN/CS	ITEM #	CTN/CS											
IPS	3/4"	41403	2/20	41403W	2/20	3/4	2 3/8	2 13/16	3 7/8	3 7/8	7/16	1/2	-	1 1/2	-	2 11/16	4 1/8	
	1"	41404	2/20	41404W	2/20	1	3 1/16	2 5/8	4 11/16	4 3/4	7/16	1/2	5/8	1 1/2	1 1/2	2 11/16	4 1/8	
	1 1/4"	41405	2/20	41405W	2/20	1 1/4	3 1/4	2 15/16	4 11/16	5 1/16	7/16	1/2	5/8	1 1/2	1 1/2	2 11/16	4 1/8	
	1 1/2"	41406	2/20	41406W	2/10	1 1/2	4	3 1/2	5 5/8	5 1/2	7/16	1/2	5/8	1 1/2	1 1/2	2 11/16	4 1/8	
SWT	3/4"	51403	2/20	51403W	2/20	3/4	2 9/16	2 3/16	3 7/8	3 7/8	7/16	1/2	-	1 1/2	-	2 11/16	4 1/8	
	1"	51404	2/20	51404W	2/20	1	3 5/16	2 5/8	4 11/16	4 3/4	7/16	1/2	5/8	1 1/2	1 1/2	2 11/16	4 1/8	
	1 1/4"	51405	2/20	51405W	2/20	1 1/4	3 7/16	2 15/16	4 11/16	5 1/16	7/16	1/2	5/8	1 1/2	1 1/2	2 11/16	4 1/8	
	1 1/2"	51406	2/20	51406W	2/10	1 1/2	4 6/16	3 8/16	5 5/8	5 1/2	7/16	1/2	5/8	1 1/2	1 1/2	2 11/16	4 1/8	

Also available for High Velocity pumps - to order, add HV onto the end of the part #. HV models fit both Standard & High Velocity pumps.

AVAILABLE W/
LEAD-FREE
CLEAN BRASS
THE CLEAR CHOICE FOR THE PROFESSIONAL.



THE ISOLATOR® W/ ROTATING FLANGE & MULTI-FUNCTION DRAIN

Full Port Forged Brass Uni-Flange Ball Valves w/ Detachable Rotating Flange, Multi-Function Hi-Flow Hose Drain, Adjustable Packing Gland, Nuts & Bolts

ISO 9001
600 WOG

	STANDARD BRASS			LEAD-FREE BRASS Certified to NSF/ANSI 61 & NSF/ANSI 372			A	B	C	D	E	F	FHV	G	GHV	H	I	J
	SIZE	ITEM #	CTN/CS	ITEM #	CTN/CS	ITEM #	CTN/CS											
IPS	3/4"	41413	2/20	41413W	2/20	3/4	2 3/8	2 3/8	2 1/2	3/8	1/2	-	1	-	2 11/16	4 3/16	2 3/4	
	1"	41414	2/20	41414W	2/20	1	2 15/16	2 5/8	2 1/2	3/8	1/2	5/8	1 1/4	1 1/4	2 11/16	4 3/16	2 3/4	
	1 1/4"	41415	2/20	41415W	2/10	1 1/4	3 5/16	3 3/16	3 3/16	3/8	1/2	5/8	1 9/16	1 9/16	2 11/16	4 3/16	3 1/4	
	1 1/2"	41416	2/10	41416W	2/10	1 1/2	4	3 3/8	3 13/16	3/8	1/2	5/8	1 15/16	1 15/16	2 11/16	4 3/16	3 1/2	
SWT	3/4"	51413	2/20	51413W	2/20	3/4	3	2 7/16	2 1/2	3/8	1/2	-	1	-	2 11/16	4 3/16	2 3/4	
	1"	51414	2/20	51414W	2/20	1	3 1/4	2 5/8	2 1/2	3/8	1/2	5/8	1 1/4	1 1/4	2 11/16	4 3/16	2 3/4	
	1 1/4"	51415	2/20	51415W	2/10	1 1/4	3 1/2	3 1/6	3 3/16	3/8	1/2	5/8	1 9/16	1 1/4	2 11/16	4 3/16	3 1/4	
	1 1/2"	51416	2/10	51416W	2/10	1 1/2	4 3/8	3 3/8	3 13/16	3/8	1/2	5/8	1 15/16	1 1/4	2 11/16	4 3/16	3 1/2	

Also available for High Velocity pumps - to order, add HV onto the end of the part #. HV models fit both Standard & High Velocity pumps.

AVAILABLE W/
LEAD-FREE
CLEAN BRASS
THE CLEAR CHOICE FOR THE PROFESSIONAL.



AVAILABLE W/
LEAD-FREE
CLEAN BRASS
THE CLEAR CHOICE FOR THE PROFESSIONAL.



EVERYTHING BUT THE PUMP!

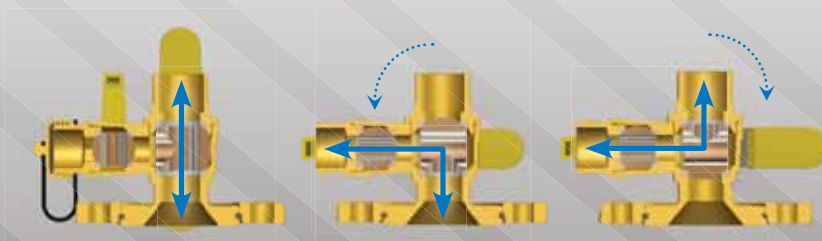
- 1 ISOLATOR W/ ROTATING FLANGE
- 1 ISOLATOR W/ ROTATING FLANGE & DRAIN
- 2 FULL-FACED FLANGE GASKETS
- 2 SETS OF NUTS & BOLTS
- & BONUS WING STYLE "T" HANDLE

THE ISOLATOR® CIRCULATOR PUMP INSTALLATION KIT

	STANDARD BRASS			LEAD-FREE BRASS Certified to NSF/ANSI 61 & NSF/ANSI 372			
	SIZE	ITEM #	CTN/CS	ITEM #	CTN/CS	ITEM #	CTN/CS
IPS	3/4"	41413KIT	1/10	41413WKIT	1/10		
	1"	41414KIT	1/10	41414WKIT	1/10		
	1 1/4"	41415KIT	1/10	41415WKIT	1/10		
SWT	3/4"	51413KIT	1/10	51413WKIT	1/10		
	1"	51414KIT	1/10	51414WKIT	1/10		
	1 1/4"	51415KIT	1/10	51415WKIT	1/10		

WEBSTONE ADVANTAGES

- 360° Rotation offers greater flexibility
- Snap ring provides greater control over installation
- Inner & outer flanges are designed to help prevent problems from over-torquing
- Twice the purging capabilities in a single component



MULTI-FUNCTION DRAIN - Purges Before or After Pump

SNUG-FIT ROTATING FLANGE

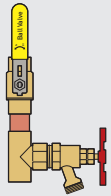


SECTION REMOVED TO SHOW INTERNAL CONSTRUCTION

HELPS YOU WORK SMARTER

WHY DO THIS?

WHEN YOU COULD USE



MATERIALS:

- 1 Ball Valve
- 1 Brass Tee
- 1 Copper Nipple
- 1 Boiler Drain

LABOR:

- Cut 1 Short Copper Nipple
- Clean, Flux & Solder for 2 Joints
- Seal and Thread in 1 Boiler Drain

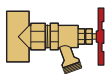
ITEM #:

- 40613 (IPS) 3/4"
- 40614 (IPS) 1"
- 50613 (SWT) 3/4"
- 50614 (SWT) 1"



**REPLACES 4 COMPONENTS
ELIMINATES 3 LEAK PATHS
SAVES 27 MINUTES OF LABOR**

Drains from above or below the ball!



MATERIALS:

- 1 Brass Tee
- 1 Boiler Drain

LABOR:

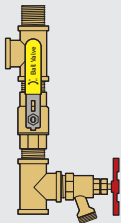
- Seal and Thread in 1 Boiler Drain

ITEM #:

- 50673W (SWT) 3/4"
- 50674W (SWT) 1"



**REPLACES 2 COMPONENTS
ELIMINATES 1 LEAK PATH
SAVES 9 MINUTES OF LABOR**



MATERIALS:

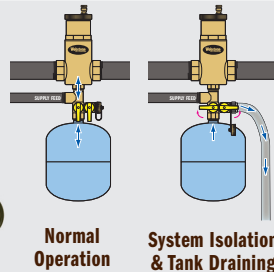
- 1 Ball Valve
- 2 Brass Tees
- 3 Threaded Nipples
- 1 Boiler Drain

LABOR:

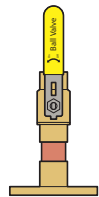
- Seal and Thread in 6 Connections

ITEM #:

- 41672 1/2"



**REPLACES 7 COMPONENTS
ELIMINATES 6 LEAK PATHS
SAVES 54 MINUTES OF LABOR**



MATERIALS:

- 1 Ball Valve
- 1 Copper Nipple
- 1 Flange

LABOR:

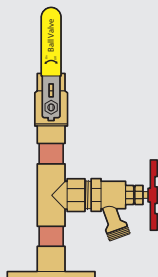
- Cut 1 Short Copper Nipple
- Clean, Flux & Solder for 2 Joints

ITEM #:

- 41403 (IPS) 3/4"
- 41404 (IPS) 1"
- 51403 (SWT) 3/4"
- 51404 (SWT) 1"



**REPLACES 3 COMPONENTS
ELIMINATES 2 LEAK PATHS
SAVES 18 MINUTES OF LABOR**



MATERIALS:

- 1 Ball Valve
- 1 Brass Tee
- 2 Copper Nipples
- 1 Boiler Drain
- 1 Flange

LABOR:

- Cut 2 Short Copper Nipples
- Clean, Flux & Solder for 4 Joints
- Seal and Thread in 1 Boiler Drain

ITEM #:

- 41413 (IPS) 3/4"
- 41414 (IPS) 1"
- 51413 (SWT) 3/4"
- 51414 (SWT) 1"



**REPLACES 6 COMPONENTS
ELIMINATES 5 LEAK PATHS
SAVES 45 MINUTES OF LABOR**