



CENTURY BRASS PLUMBING



A COMPLETE LINE OF HIGH QUALITY BRASS PLUMBING PRODUCTS

COMPRESSION FITTINGS • FLARE FITTINGS • PIPE FITTINGS • HOSE BARB FITTINGS • GARDEN HOSE FITTINGS
POL BOTTLED GAS FITTINGS • NEEDLE VALVES • AIR COCKS • THREE & FOUR WAY VALVES
DRAIN COCKS • MARINE FUEL VALVES • SHUT OFF COCKS • LAVATORY SUPPLIES

CENTURY BRASS PLUMBING

B R A S S F I T T I N G S

OUR MISSION At Century Brass Plumbing our goal is to provide high quality brass plumbing parts along with the highest level of customer service. We strive to be the Number One source for all of your brass-fitting needs.


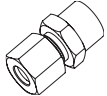















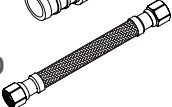
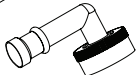


WHO WE ARE We at Century Brass Plumbing offer a full range of brass plumbing products for the Plumbing industry. We offer convenience, choice and expert advice at a competitive price. We also design, engineer and manufacture both proprietary and general use parts for every conceivable industry. We dedicate ourselves to continuously expand our plumbing line to help fill all your brass fitting requirements.

45° FLARE SIZES



MALE PIPE THREAD SIZES



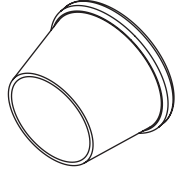
BRASS COMPRESSION FITTINGS*	4-6	
CHROMED BRASS COMPRESSION FITTINGS*	6	
BRASS FLARE TUBE FITTINGS	6-10	
BRASS INVERTED FLARE TUBE FITTINGS.....	10	
BRASS PIPE FITTINGS*	10-12	
BRASS HOSE BARB FITTINGS	12-13	
BRASS GARDEN HOSE FITTINGS	13-14	
BRASS POL BOTTLED GAS FITTINGS.....	14	
BRASS NEEDLE VALVES*	14-15	
BRASS AIR COCKS	15-16	
BRASS DRAIN COCKS	16	
BRASS 3 & 4 WAY VALVES.....	17	
BRASS MARINE FUEL VALVES.....	17	
BRASS SHUTOFF COCKS	17	
BRASS LAVATORY SUPPLIES.....	18	
ADDITIONAL BRASS PRODUCTS*	18	
BRASS PEX FITTINGS*	19-20	
STAINLESS STEEL BRAIDED CONNECTORS*	20	
DISHWASHER ELBOWS	20	
BEVERAGE INDUSTRY PARTS	20	
BRONZE CAST FITTINGS*	21-22	

BRASS COMPRESSION FITTINGS

*ALSO AVAILABLE IN LEAD FREE

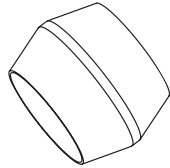
SELF-ALIGNED SLEEVE • SA-60

No.	O.D.
SA-60-2	1/8"
SA-60-3	3/16"
SA-60-4	1/4"
SA-60-6	3/8"
SA-60-8	1/2"



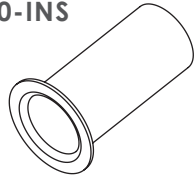
COMPRESSION SLEEVE • 60

No.	O.D.
60-2	1/8"
60-3	3/16"
60-4	1/4"
60-5	5/16"
60-6	3/8"
60-7	7/16"
60-8	1/2"
60-10	5/8"
60-12	3/4"
60-14	7/8"



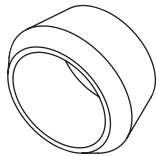
BRASS INSERT • 60-INS

No.	O.D.
60-INS-4	1/4"
60-INS-5	5/16"
60-INS-6	3/8"
60-INS-8	1/2"
60-INS-10	5/8"



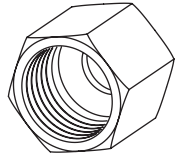
PLASTIC DELRIN SLEEVE • 60-P

No.	O.D.
60-P-4	1/4"
60-P-5	5/16"
60-P-6	3/8"
60-P-8	1/2"
60-P-10	5/8"



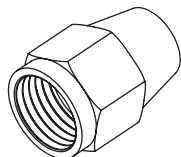
BRASS COMPRESSION NUT • 61

No.	O.D.
61-2	1/8"
61-3	3/16"
61-4	1/4"
61-5	5/16"
61-6	3/8"
61-7	7/16"
61-8	1/2"
61-10	5/8"
61-12	3/4"
61-14	7/8"



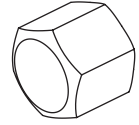
BRASS COMPRESSION LONG NUT • 61-L

No.	O.D.
61-L-2	1/8"
61-L-3	3/16"
61-L-4	1/4"
61-L-5	5/16"
61-L-6	3/8"
61-L-8	1/2"
61-L-10	5/8"
61-L-12	3/4"



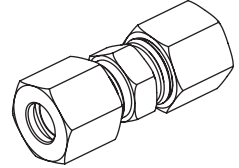
BRASS COMPRESSION CAP • 61-CAP

No.	O.D.
61-CAP-4	1/4"
61-CAP-5	5/16"
61-CAP-6	3/8"
61-CAP-8	1/2"
61-CAP-10	5/8"



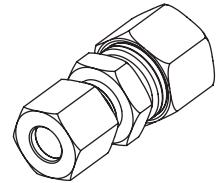
BRASS COMPRESSION UNION • 62

No.	O.D.
62-2	1/8"
62-3	3/16"
62-4	1/4"
62-5	5/16"
62-6	3/8"
62-7	7/16"
62-8	1/2"
62-10	5/8"
62-12	3/4"
62-14	7/8"



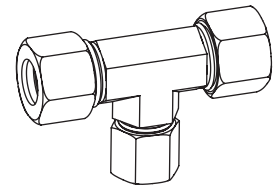
BRASS REDUCING UNION • 62-R

No.	O.D.
62-R-43	1/4" x 3/16"
62-R-54	5/16" x 1/4"
62-R-64	3/8" x 1/4"
62-R-65	3/8" x 5/16"
62-R-86	1/2" x 3/8"
62-R-106	5/8" x 3/8"
62-R-108	5/8" x 1/2"



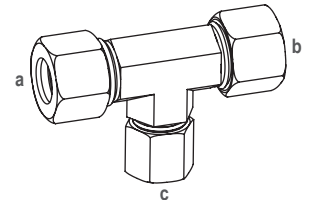
BRASS COMPRESSION TEE • 64

No.	O.D.
64-2	1/8"
64-3	3/16"
64-4	1/4"
64-5	5/16"
64-6	3/8"
64-8	1/2"
64-10	5/8"
64-12	3/4"
64-14	7/8"



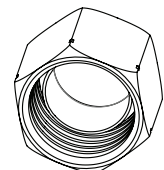
BRASS REDUCING TEE • 64-R

No.	O.D. (a x b x c)
64-R-42	1/4" x 1/4" x 1/8"
64-R-46	1/4" x 1/4" x 3/8"
64-R-644	3/8" x 1/4" x 1/4"
64-R-64	3/8" x 3/8" x 1/4"
64-R-84	1/2" x 1/2" x 1/4"
64-R-86	1/2" x 1/2" x 3/8"
64-R-106	5/8" x 5/8" x 3/8"
64-R-108	5/8" x 5/8" x 1/2"



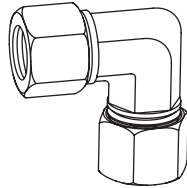
BRASS COMPRESSION CAPTIVE NUT • 61-CA

No.	O.D.
61-CA-2	1/8"
61-CA-8	1/2"



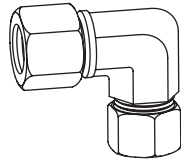
BRASS UNION ELBOW • 65

No.	O.D.
65-2	1/8"
65-3	3/16"
65-4	1/4"
65-5	5/16"
65-6	3/8"
65-8	1/2"
65-10	5/8"
65-12	3/4"
65-14	7/8"



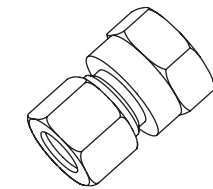
BRASS REDUCING UNION ELBOW • 65-R

No.	O.D. x O.D.
65-R-64	3/8" x 1/4"
65-R-86	1/2" x 3/8"
65-R-106	5/8" x 3/8"
65-R-108	5/8" x 1/2"



BRASS FEMALE CONNECTOR • 66

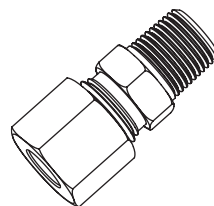
No.	O.D. x FIP
66-22	1/8" x 1/8"
66-32	3/16" x 1/8"
66-34	3/16" x 1/4"
66-42	1/4" x 1/8"
66-44	1/4" x 1/4"
66-46	1/4" x 3/8"
66-48	1/4" x 1/2"
66-52	5/16" x 1/8"
66-54	5/16" x 1/4"
66-62	3/8" x 1/8"
66-64	3/8" x 1/4"
66-66	3/8" x 3/8"
66-68	3/8" x 1/2"
66-84	1/2" x 1/4"
66-86	1/2" x 3/8"
66-88	1/2" x 1/2"
66-812	1/2" x 3/4"



No.	O.D. x FIP
66-106	5/8" x 3/8"
66-108	5/8" x 1/2"
66-1012	5/8" x 3/4"
66-128	3/4" x 1/2"
66-1212	3/4" x 3/4"
66-148	7/8" x 1/2"
66-1412	7/8" x 3/4"

BRASS MALE CONNECTOR • 68

No.	O.D. x MIP
68-22	1/8" x 1/8"
68-32	3/16" x 1/8"
68-34	3/16" x 1/4"
68-42	1/4" x 1/8"
68-44	1/4" x 1/4"
68-46	1/4" x 3/8"
68-48	1/4" x 1/2"
68-54	5/16" x 1/4"
68-52	5/16" x 1/8"
68-56	5/16" x 3/8"
68-62	3/8" x 1/8"
68-64	3/8" x 1/4"
68-66	3/8" x 3/8"
68-68	3/8" x 1/2"
68-612	3/8" x 3/4"
68-76	7/16" x 3/8"
68-84	1/2" x 1/4"
68-86	1/2" x 3/8"
68-88	1/2" x 1/2"

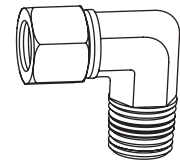


No.	O.D. x MIP
68-812	1/2" x 3/4"
68-106	5/8" x 3/8"
68-108	5/8" x 1/2"
68-1012	5/8" x 3/4"
68-128	3/4" x 1/2"
68-1212	3/4" x 3/4"
68-1412	7/8" x 3/4"

BRASS MALE ELBOW • 69

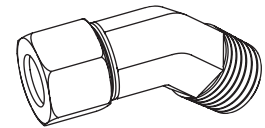
No.	O.D. x MIP
69-22	1/8" x 1/8"
69-32	3/16" x 1/8"
69-34	3/16" x 1/4"
69-42	1/4" x 1/8"
69-44	1/4" x 1/4"
69-46	1/4" x 3/8"
69-48	1/4" x 1/2"
69-52	5/16" x 1/8"
69-54	5/16" x 1/4"
69-56	5/16" x 3/8"
69-62	3/8" x 1/8"
69-64	3/8" x 1/4"
69-66	3/8" x 3/8"
69-68	3/8" x 1/2"
69-74	7/16" x 1/4"
69-76	7/16" x 3/8"

No.	O.D. x MIP
69-84	1/2" x 1/4"
69-86	1/2" x 3/8"
69-88	1/2" x 1/2"
69-812	1/2" x 3/4"
69-106	5/8" x 3/8"
69-108	5/8" x 1/2"
69-1012	5/8" x 3/4"
69-128	3/4" x 1/2"
69-1212	3/4" x 3/4"
69-1214	7/8" x 3/4"



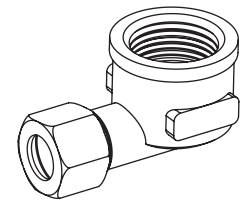
45° MALE ELBOW • 69-45

No.	O.D. x MIP
69-45-42	1/4" x 1/8"
69-45-44	1/4" x 1/4"
69-45-52	5/16" x 1/8"
69-45-64	3/8" x 1/4"
69-45-86	1/2" x 3/8"



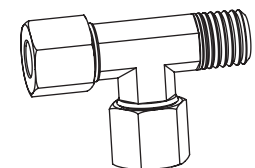
BRASS FEMALE ELBOW • 70

No.	O.D. x FIP
70-22	1/8" x 1/8"
70-32	3/16" x 1/8"
70-42	1/4" x 1/8"
70-44	1/4" x 1/4"
70-46	1/4" x 3/8"
70-48	1/4" x 1/2"
70-52	5/16" x 1/8"
70-54	5/16" x 1/4"
70-62	3/8" x 1/8"
70-64	3/8" x 1/4"
70-66	3/8" x 3/8"
70-68	3/8" x 1/2"
70-86	1/2" x 3/8"
70-88	1/2" x 1/2"
70-108	5/8" x 1/2"



BRASS 2-WAY MALE RUN TEE • 71

No.	O.D. x FIP
71-22	1/8" x 1/8"
71-32	3/16" x 1/8"
71-42	1/4" x 1/8"
71-44	1/4" x 1/4"
71-52	5/16" x 1/8"
71-54	5/16" x 1/4"
71-62	3/8" x 1/8"
71-64	3/8" x 1/4"
71-66	3/8" x 3/8"
71-86	1/2" x 3/8"
71-88	1/2" x 1/2"
71-108	5/8" x 1/2"
71-128	3/4" x 1/2"

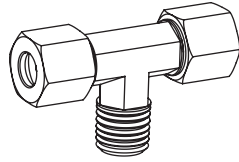


BRASS COMPRESSION FITTINGS

*ALSO AVAILABLE IN LEAD FREE

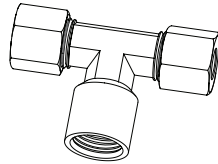
BRASS 2-WAY MALE BRANCH TEE • 72

No.	O.D. x MIP
72-22	1/8" x 1/8"
72-32	3/16" x 1/8"
72-42	1/4" x 1/8"
72-44	1/4" x 1/4"
72-52	5/16" x 1/8"
72-54	5/16" x 1/4"
72-62	3/8" x 1/8"
72-64	3/8" x 1/4"
72-66	3/8" x 3/8"
72-86	1/2" x 3/8"
72-88	1/2" x 1/2"
72-108	5/8" x 1/2"



COMPRESSION BRANCH TEE • 78

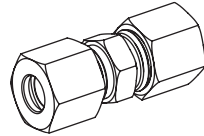
No.	O.D. x FIP
78-62	3/8" x 1/8"
78-64	3/8" x 1/4"



CHROMED BRASS COMPRESSION FITTINGS

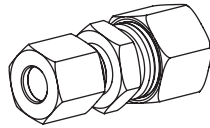
CHROMED UNION • 62-C

No.	O.D.
62-C-6	3/8"
62-C-8	1/2"
62-C-10	5/8"



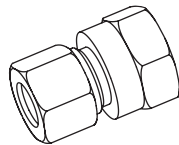
CHROMED REDUCING UNION • 62-R-C

No.	O.D. x O.D.
62-R-C-86	1/2" x 3/8"
62-R-C-106	5/8" x 3/8"
62-R-C-108	5/8" x 1/2"



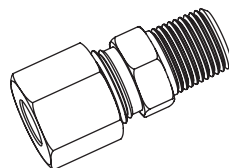
CHROMED FEMALE CONNECTOR • 66-C

No.	O.D. x FIP
66-C-66	3/8" x 3/8"
66-C-68	3/8" x 1/2"



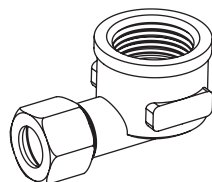
CHROMED MALE CONNECTOR • 68-C

No.	O.D. x MIP
68-C-66	3/8" x 3/8"
68-C-68	3/8" x 1/2"
68-C-108	5/8" x 1/2"



CHROMED FEMALE ELBOW • 70-C

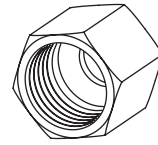
No.	O.D. x FIP
70-C-66	3/8" x 3/8"
70-C-68	3/8" x 1/2"



No.	O.D. x SWT. NOM.
70-C-68-SWT	3/8" x 1/2"
70-C-68-SWT-RB	3/8" x 1/2" (rough brass)

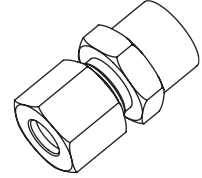
CHROMED NUT • 61-C

No.	O.D.
61-C-6	3/8"
61-C-8	1/2"
61-C-10	5/8"



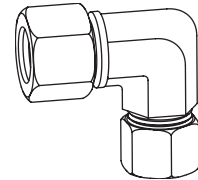
CHROMED SWEAT ADAPTER • 124

No.	O.D. x SWT. NOM.
124-68	3/8" x 1/2"
124-68-RB	3/8" x 1/2" (rough brass)



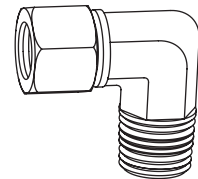
CHROMED REDUCING UNION ELBOW • 65-R-C

No.	O.D. x O.D.
65-R-C-106	5/8" x 3/8"
65-R-C-108	5/8" x 1/2"



CHROMED MALE ELBOW • 69-C

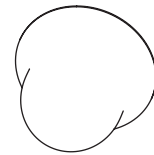
No.	O.D. x MIP
69-C-66	3/8" x 3/8"
69-C-68	3/8" x 1/2"
69-C-88	1/2" x 1/2"



BRASS FLARE TUBE FITTINGS

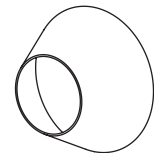
BRASS SEAT BONNET • B-1

No.	O.D.
B-1-3	3/16"
B-1-4	1/4"
B-1-5	5/16"
B-1-6	3/8"
B-1-8	1/2"
B-1-10	5/8"
B-1-12	3/4"



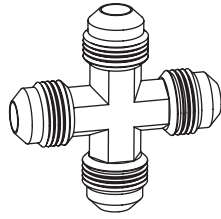
BRASS COPPER GASKET • B-2

No.	O.D.
B-2-3	3/16"
B-2-4	1/4"
B-2-5	5/16"
B-2-6	3/8"
B-2-8	1/2"
B-2-10	5/8"
B-2-12	3/4"

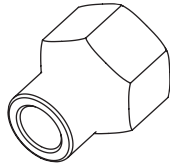


BRASS CROSS • C-1

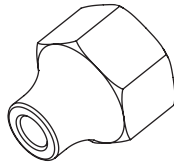
No.	O.D.
C-1-5	5/16"
C-1-6	3/8"
C-1-8	1/2"

**BRASS LONG FORGED NUT • N-4**

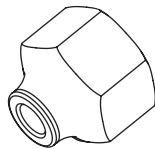
No.	O.D.
N-4-3	3/16"
N-4-4	1/4"
N-4-6	3/8"
N-4-8	1/2"
N-4-10	5/8"
N-4-12	3/4"

**BRASS LONG FORGED REDUCING NUT • LFRN**

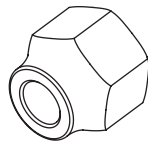
No.	O.D. x O.D.
LFRN-43	1/4" x 3/16"
LFRN-64	3/8" x 1/4"
LFRN-86	1/2" x 3/8"
LFRN-128	3/4" x 1/2"
LFRN-1210	3/4" x 5/8"

**BRASS SHORT FORGED REDUCING NUT • SFRN**

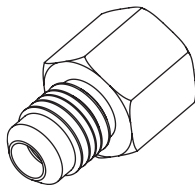
No.	O.D. x O.D.
SFRN-4-64	3/8" x 1/4"
SFRN-4-86	1/2" x 3/8"
SFRN-4-108	5/8" x 1/2"

**BRASS SHORT FORGED NUT • NS-4**

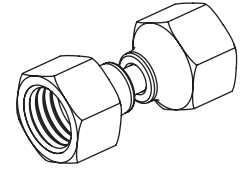
No.	O.D.
NS-4-3	3/16"
NS-4-4	1/4"
NS-4-5	5/16"
NS-4-6	3/8"
NS-4-8	1/2"
NS-4-10	5/8"
NS-4-12	3/4"

**BRASS FEMALE MALE REDUCING ADAPTER • FMRA**

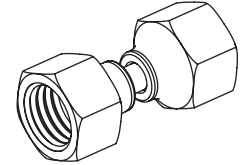
No.	O.D.
FMRA-46	1/4" x 3/8"
FMRA-64	3/8" x 1/4"
FMRA-68	3/8" x 1/2"
FMRA-84	1/2" x 1/4"
FMRA-86	1/2" x 3/8"
FMRA-810	1/2" x 5/8"
FMRA-108	5/8" x 1/2"
FMRA-1010	5/8" x 5/8"
FMRA-1012	5/8" x 3/4"
FMRA-1210	3/4" x 5/8"

**BRASS SWIVEL NUT UNION • SNU-4**

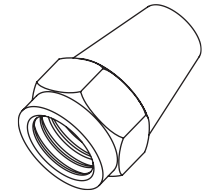
No.	O.D.
SNU-4-4	1/4"
SNU-4-5	5/16"
SNU-4-6	3/8"
SNU-4-8	1/2"
SNU-4-10	5/8"
SNU-4-12	3/4"

**BRASS REDUCING SWIVEL NUT UNION • RSNU-4**

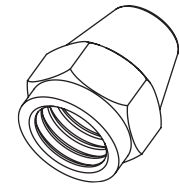
No.	O.D. x O.D.
RSNU-4-64	3/8" x 1/4"
RSNU-4-86	1/2" x 3/8"
RSNU-4-108	5/8" x 1/2"

**BRASS LONG NUT • 41-L**

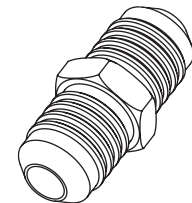
No.	O.D.
41-L-2	1/8"
41-L-3	3/16"
41-L-4	1/4"
41-L-5	5/16"
41-L-6	3/8"
41-L-8	1/2"
41-L-10	5/8"
41-L-12	3/4"

**BRASS SHORT NUT • 41-S**


No.	O.D.
41-S-2	1/8"
41-S-3	3/16"
41-S-4*	1/4"
41-S-5	5/16"
41-S-6	3/8"
41-S-8	1/2"
41-S-10	5/8"
41-S-12	3/4"
41-S-14	7/8"

**BRASS UNION • 42**

No.	O.D.
42-2	1/8"
42-3	3/16"
42-4	1/4"
42-5	5/16"
42-6	3/8"
42-8	1/2"
42-10	5/8"
42-12	3/4"
42-14	7/8"

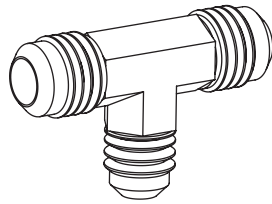
**BRASS REDUCING UNION • 42-R**

No.	O.D. x O.D.
42-R-54	5/16" x 1/4"
42-R-64	3/8" x 1/4"
42-R-65	3/8" x 5/16"
42-R-84	1/2" x 1/4"
42-R-86	1/2" x 3/8"
42-R-106	5/8" x 3/8"
42-R-108	5/8" x 1/2"



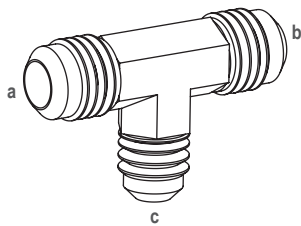
BRASS TEE • 44

No.	O.D.
44-2	1/8"
44-3	3/16"
44-4	1/4"
44-5	4/16"
44-6	3/8"
44-4	1/2"
44-10	5/8"
44-12	3/4"
44-14	7/8"



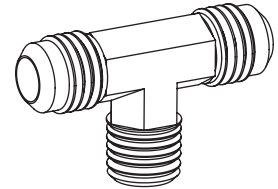
BRASS REDUCING TEE • 44-R

No.	O.D. (a x b x c)
44-R-446	1/4" x 1/4" x 3/8"
44-R-464	1/4" x 3/8" x 1/4"
44-R-466	1/4" x 3/8" x 3/8"
44-R-488	1/4" x 1/2" x 1/2"
44-R-554	5/16" x 5/16" x 1/4"
44-R-644	3/8" x 1/4" x 1/4"
44-R-646	3/8" x 1/4" x 3/8"
44-R-664	3/8" x 3/8" x 1/4"
44-R-668	3/8" x 3/8" x 1/2"
44-R-6610	3/8" x 3/8" x 5/8"
44-R-686	3/8" x 1/2" x 3/8"
44-R-688	3/8" x 1/2" x 1/2"
44-R-6106	3/8" x 5/8" x 3/8"
44-R-61010	3/8" x 5/8" x 5/8"
44-R-848	1/2" x 1/4" x 1/2"
44-R-864	1/2" x 3/8" x 1/4"
44-R-866	1/2" x 3/8" x 3/8"
44-R-868	1/2" x 3/8" x 1/2"
44-R-884	1/2" x 1/2" x 1/4"
44-R-886	1/2" x 1/2" x 3/8"
44-R-8810	1/2" x 1/2" x 5/8"
44-R-8812	1/2" x 1/2" x 3/4"
44-R-8108	1/2" x 5/8" x 1/2"
44-R-81010	1/2" x 5/8" x 5/8"
44-R-8128	1/2" x 3/4" x 1/2"
44-R-81212	1/2" x 3/4" x 3/4"
44-R-1066	5/8" x 3/8" x 3/8"
44-R-10610	5/8" x 3/8" x 5/8"
44-R-1086	5/8" x 1/2" x 3/8"
44-R-1088	5/8" x 1/2" x 1/2"
44-R-10810	5/8" x 1/2" x 5/8"
44-R-10106	5/8" x 5/8" x 3/8"
44-R-10108	5/8" x 5/8" x 1/2"
44-R-101012	5/8" x 5/8" x 3/4"
44-R-101210	5/8" x 3/4" x 5/8"
44-R-1288	3/4" x 1/2" x 1/2"
44-R-12812	3/4" x 1/2" x 3/4"
44-R-121010	3/4" x 5/8" x 5/8"
44-R-12126	3/4" x 3/4" x 3/8"
44-R-12128	3/4" x 3/4" x 1/2"
44-R-121210	3/4" x 3/4" x 5/8"



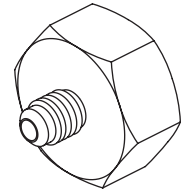
BRASS 2-WAY MALE BRANCH TEE • 45

No.	O.D. x MIP
45-22	1/8" x 1/8"
45-32	3/16" x 1/8"
45-42	1/4" x 1/8"
45-44	1/4" x 1/4"
45-52	5/16" x 1/8"
45-54	5/16" x 1/4"
45-62	3/8" x 1/8"
45-64	3/8" x 1/4"
45-66	3/8" x 3/8"
45-68	3/8" x 1/2"
45-84	1/2" x 1/4"
45-86	1/2" x 3/8"
45-88	1/2" x 1/2"
45-106	5/8" x 3/8"
45-108	5/8" x 1/2"
45-1012	5/8" x 3/4"
45-128	3/4" x 1/2"
45-1212	3/4" x 3/4"



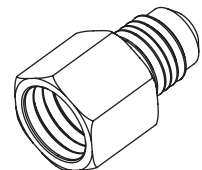
CYLINDER ADAPTER W/ FEM IPS THREAD • K-1

No.	O.D. x IPS
K-1-0	1/4" x 1/2"
K-1-1	1/4" x 3/4"
K-1-2	3/8" x 1/2"
K-1-3	3/8" x 3/4"
K-1-4	1/2" x 1/2"



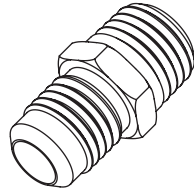
BRASS FEMALE CONNECTOR • 46

No.	O.D. x FIP
46-22	1/8" x 1/8"
46-32	3/16" x 1/8"
46-42	1/4" x 1/8"
46-44	1/4" x 1/4"
46-46	1/4" x 3/8"
46-48	1/4" x 1/2"
46-52	5/16" x 1/8"
46-54	5/16" x 1/4"
46-62	3/8" x 1/8"
46-64	3/8" x 1/4"
46-66	3/8" x 3/8"
46-68	3/8" x 1/2"
46-612	3/8" x 3/4"
46-84	1/2" x 1/4"
46-86	1/2" x 3/8"
46-88	1/2" x 1/2"
46-812	1/2" x 3/4"
46-106	5/8" x 3/8"
46-108	5/8" x 1/2"
46-1012	5/8" x 3/4"
46-128	3/4" x 1/2"
46-1212	3/4" x 3/4"
46-1412	7/8" x 3/4"

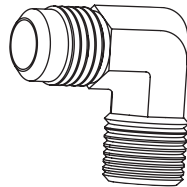


BRASS MALE CONNECTOR • 48

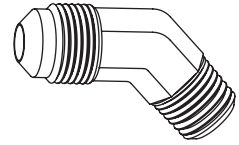
No.	O.D. x MIP
48-22	1/8" x 1/8"
48-32	3/16" x 1/8"
48-42	1/4" x 1/8"
48-44	1/4" x 1/4"
48-46	1/4" x 3/8"
48-48	1/4" x 1/2"
48-52	5/16" x 1/8"
48-54	5/16" x 1/4"
48-56	5/16" x 3/8"
48-62	3/8" x 1/8"
48-64*	3/8" x 1/4"
48-66*	3/8" x 3/8"
48-68	3/8" x 1/2"
48-612	3/8" x 3/4"
48-84	1/2" x 1/4"
48-86	1/2" x 3/8"
48-88*	1/2" x 1/2"
48-812	1/2" x 3/4"
48-106	5/8" x 3/8"
48-108	5/8" x 1/2"
48-1012	5/8" x 3/4"
48-128	3/4" x 1/2"
48-1212	3/4" x 3/4"
48-1412	7/8" x 3/4"

**BRASS MALE ELBOW • 49**

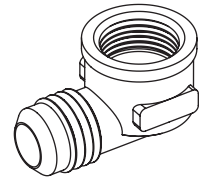
No.	O.D. x MIP
49-22	1/8" x 1/8"
49-32	3/16" x 1/8"
49-34	3/16" x 1/4"
49-42	1/4" x 1/8"
49-44*	1/4" x 1/4"
49-46*	1/4" x 3/8"
49-48	1/4" x 1/2"
49-52	5/16" x 1/8"
49-54	5/16" x 1/4"
49-56	5/16" x 3/8"
49-62	3/8" x 1/8"
49-64	3/8" x 1/4"
49-66	3/8" x 3/8"
49-68	3/8" x 1/2"
49-612	3/8" x 3/4"
49-84	1/2" x 1/4"
49-86	1/2" x 3/8"
49-88	1/2" x 1/2"
49-812	1/2" x 3/4"
49-106	5/8" x 3/8"
49-108	5/8" x 1/2"
49-1012	5/8" x 3/4"
49-128	3/4" x 1/2"
49-1212	3/4" x 3/4"
49-1412	7/8" x 3/4"

**BRASS 45° MALE ELBOW • 49-45**

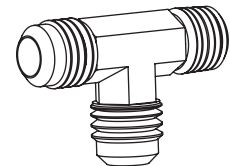
No.	O.D. x MIP
49-45-42	1/4" x 1/8"
49-45-44	1/4" x 1/4"
49-45-46	1/4" x 3/8"
49-45-52	5/16" x 1/8"
49-45-54	5/16" x 1/4"
49-45-64	3/8" x 1/4"
49-45-66	3/8" x 3/8"
49-45-68	3/8" x 1/2"
49-45-86	1/2" x 3/8"
49-45-88	1/2" x 1/2"
49-45-108	5/8" x 1/2"

**BRASS FEMALE ELBOW • 50**

No.	O.D. x FIP
50-32	3/16" x 1/8"
50-42	1/4" x 1/8"
50-44	1/4" x 1/4"
50-52	5/16" x 1/8"
50-54	5/16" x 1/4"
50-62	3/8" x 1/8"
50-64	3/8" x 1/4"
50-66	3/8" x 3/8"
50-68	3/8" x 1/2"
50-612	3/8" x 3/4"
50-84	1/2" x 1/4"
50-86	1/2" x 3/8"
50-88	1/2" x 1/2"
50-812	1/2" x 3/4"
50-106	5/8" x 3/8"
50-108	5/8" x 1/2"
50-1012	5/8" x 3/4"

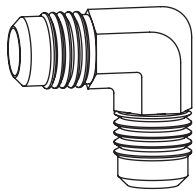
**BRASS 2-WAY MALE RUN TEE • 51**

No.	O.D. x MIP
51-32	3/16" x 1/8"
51-42	1/4" x 1/8"
51-44	1/4" x 1/4"
51-62	3/8" x 1/8"
51-64	3/8" x 1/4"
51-66	3/8" x 3/8"
51-68	3/8" x 1/2"
51-86	1/2" x 3/8"
51-88	1/2" x 1/2"
51-108	5/8" x 1/2"
51-1212	3/4" x 3/4"



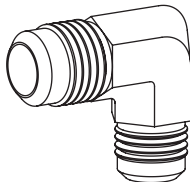
BRASS UNION ELBOW • 55

No.	O.D.
55-2	1/8"
55-3	3/16"
55-4	1/4"
55-5	5/16"
55-6	3/8"
55-8	1/2"
55-10	5/8"
55-12	3/4"
55-14	7/8"



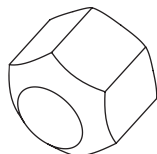
BRASS REDUCING UNION ELBOW • 55-R

No.	O.D. x O.D.
55-R-64	3/8" x 1/4"
55-R-86	1/2" x 3/8"
55-R-106	5/8" x 3/8"
55-R-108	5/8" x 1/2"
55-R-128	3/4" x 1/2"
55-R-1210	3/4" x 5/8"



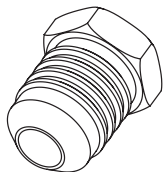
BRASS FLARE CAP • 56

No.	O.D.
56-3	3/16"
56-4	1/4"
56-5	5/16"
56-6	3/8"
56-8	1/2"
56-10	5/8"
56-12	3/4"



BRASS FLARE PLUG • 57

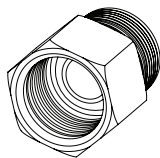
No.	O.D.
57-4	1/4"
57-5	5/16"
57-6	3/8"
57-8	1/2"
57-10	5/8"



BRASS INVERTED FLARE TUBE FITTINGS

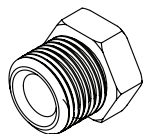
BRASS INVERTED FLARE CONNECTOR • 200

No.	O.D. x MIP
200-32	3/16" x 1/8"
200-42	1/4" x 1/8"
200-44	1/4" x 1/4"
200-52	5/16" x 1/8"
200-54	5/16" x 1/4"
200-64	3/8" x 1/4"



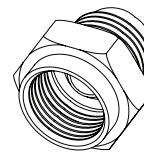
BRASS INVERTED FLARE NUT • 105-IFN

No.	FIP
105-3-IFN	3/16"
105-4-IFN	1/4"
105-5-IFN	5/16"
105-6-IFN	3/8"
105-6-NI	3/8" (nickel plated)



BRASS INVERTED FLARE ADAPTER • 210

No.	FIP x MIP	No.	FIP x MIP
210-32	3/16" x 1/8"	210-56	6/16" x 3/8"
210-34	3/16" x 1/4"	210-64	3/8" x 1/4"
210-35	3/16" x 5/16"	210-65	3/8" x 5/16"
210-42	1/4" x 1/8"		
210-43	1/4" x 3/16"		
210-44	1/4" x 1/4"		
210-45	1/4" x 5/16"		
210-52	5/16" x 1/8"		
210-54	5/16" x 1/4"		

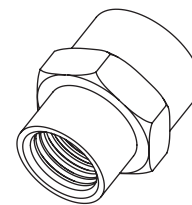


BRASS PIPE FITTINGS

*ALSO AVAILABLE IN LEAD FREE

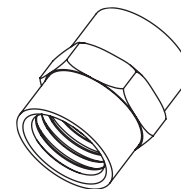
BRASS REDUCING COUPLING • 98-R

No.	FIP x FIP
98-R-42	1/4" x 1/8"
98-R-62	3/8" x 1/8"
98-R-64	3/8" x 1/4"
98-R-84	1/2" x 1/4"
98-R-86	1/2" x 3/8"
98-R-124	3/4" x 1/4"
98-R-126	3/4" x 3/8"
98-R-128	3/4" x 1/2"



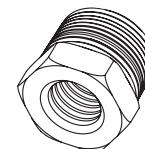
BRASS COUPLING • 99

No.	FIP
99-2	1/8"
99-4	1/4"
99-6	3/8"
99-8	1/2"
99-12	3/4"




BRASS HEX BUSHING • 100

No.	MIP x FIP
100-42	1/4" x 1/8"
100-62	3/8" x 1/8"
100-64	3/8" x 1/4"
100-82	1/2" x 1/8"
100-84	1/2" x 1/4"
100-86	1/2" x 3/8"
100-122	3/4" x 1/8"
100-124	3/4" x 1/4"
100-126	3/4" x 3/8"
100-128	3/4" x 1/2"
100-164	1" x 1/4"
100-166	1" x 3/8"
100-168	1" x 1/2"
100-1612	1" x 3/4"



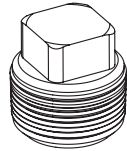
BRASS FACE BUSHING • 100-F

No.	MIP x FIP
100-F-42	1/4" x 1/8"
100-F-64	3/8" x 1/4"
100-F-84	1/2" x 1/4"
100-F-86	1/2" x 3/8"
100-F-128	3/4" x 1/2"
100-F-1612	1" x 3/4"



BRASS SQUARE HEAD PLUG • 101

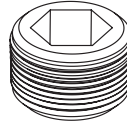
No.	MIP
101-S-2	1/8" (solid only)
101-4*	1/4"
101-6	3/8"
101-8	1/2"
101-12	3/4"
101-16	1"



solid plug available

BRASS COUNTERSUNK HEAD PLUG • 101-CS

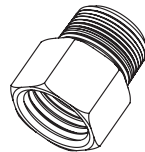
No.	MIP
101-CS-2	1/8"
101-CS-4	1/4"
101-CS-6	3/8"
101-CS-8	1/2"
101-CS-12	3/4"

**BRASS SLOTTED PLUG • 101-SL**

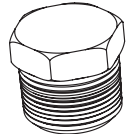
No.	MIP
101-SL-2	1/8"
101-SL-4	1/4"
101-SL-6	3/8"

**BRASS FEMALE x MALE ADAPTER • 102**

No.	FIP x MIP
102-22	1/8" x 1/8"
102-42	1/4" x 1/8"
102-44	1/4" x 1/4"
102-64	3/8" x 1/4"
102-66	3/8" x 3/8"
102-84	1/2" x 1/4"
102-86	1/2" x 3/8"
102-88	1/2" x 1/2"
102-128	3/4" x 1/2"

**BRASS HEX HEAD PLUG • 103**

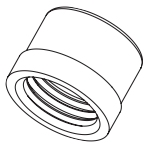
No.	MIP
103-2	1/8"
103-4	1/4"
103-6	3/8"
103-8	1/2"
103-12	3/4"
103-16	1"



solid plug available

BRASS CAP • 104

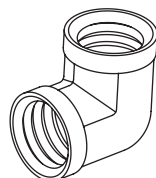
No.	FIP
104-2	1/8"
104-4	1/4"
104-6	3/8"
104-8	1/2"
104-12	3/4"
104-16	1"

**BRASS LOCKNUT • 105**

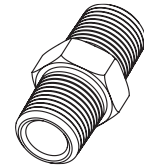
No.	FIP
105-2	1/8"
105-4	1/4"
105-6	3/8"
105-8	1/2"
105-12	3/4"

**BRASS ELBOW • 309**

No.	FIP
309-2	1/8"
309-4	1/4"
309-6	3/8"
309-8	1/2"
309-12	3/4"

**BRASS HEX NIPPLE • 306**

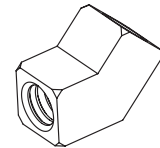
No.	MIP
306-2	1/8"
306-4	1/4"
306-4-L	1/4" long
306-6	3/8"
306-8	1/2"
306-12	3/4"
306-16	1"

**BRASS HEX REDUCING NIPPLE • 306-R**

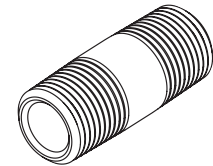
No.	MIP x MIP
306-R-42	1/4" x 1/8"
306-R-62	3/8" x 1/8"
306-R-64	3/8" x 1/4"
306-R-84	1/2" x 1/4"
306-R-86	1/2" x 3/8"
306-R-126	3/4" x 3/8"
306-R-128	3/4" x 1/2"

**BRASS 45° FEMALE ELBOW • 309-45**

No.	FIP
309-45-2	1/8"
309-45-4	1/4"

**RED BRASS NIPPLE • 106-R**

No.	MIP x length	No.	MIP x length
106-R-CLOSE-2	1/8" x 3/4"	106-R-1240	3/4" x 2-1/2"
106-R-CLOSE-4	1/4" x 7/8"	106-R-1248	3/4" x 3"
106-R-CLOSE-6	3/8" x close	106-R-1256	3/4" x 3-1/2"
106-R-CLOSE-8	1/2" x close	106-R-1264	3/4" x 4"
106-R-824	1/2" x 1-1/2"	106-R-1272	3/4" x 4-1/2"
106-R-832	1/2" x 2"	106-R-1280	3/4" x 5"
106-R-840	1/2" x 2-1/2"	106-R-1288	3/4" x 5-1/2"
106-R-848	1/2" x 3"	106-R-1296	3/4" x 6"
106-R-856	1/2" x 3-1/2"	106-R-CLOSE-16	1" x close
106-R-864	1/2" x 4"	160-R-1632	1" x 2"
106-R-872	1/2" x 4-1/2"		
106-R-880	1/2" x 5"		
106-R-888	1/2" x 5-1/2"		
106-R-896	1/2" x 6"		
106-R-CLOSE-12	3/4" x close		
106-R-1224	3/4" x 1-1/2"		
106-R-1232	3/4" x 2"		

**YELLOW BRASS NIPPLE • 106**

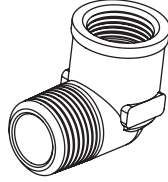
No.	MIP x length	No.	MIP x length
106-CLOSE-2	1/8" x 3/4"	106-480	1/4" x 5"
106-224	1/8" x 1-1/2"	106-488	1/4" x 5-1/2"
106-232	1/8" x 2"	106-496	1/4" x 6"
106-240	1/8" x 2-1/2"	106-CLOSE-6	3/8" x 1"
106-248	1/8" x 3"	106-624	3/8" x 1-1/2"
106-256	1/8" x 3-1/2"	106-632	3/8" x 2"
106-264	1/8" x 4"	106-640	3/8" x 2-1/2"
106-272	1/8" x 4-1/2"	106-648	3/8" x 3"
106-280	1/8" x 5"	106-656	3/8" x 3-1/2"
106-288	1/8" x 5-1/2"	106-664	3/8" x 4"
106-296	1/8" x 6"	106-672	3/8" x 4-1/2"
106-CLOSE-4	1/4" x 7/8"	106-680	3/8" x 5"
106-424	1/4" x 1-1/2"	106-688	3/8" x 5-1/2"
106-432	1/4" x 2"	106-696	3/8" x 6"
106-440	1/4" x 2-1/2"	106-CLOSE-8	1/2" x 1-1/8"
106-448	1/4" x 3"	106-824	1/2" x 1-1/2"
106-456	1/4" x 3-1/2"	106-832	1/2" x 2"
106-464	1/4" x 4"	106-840	1/2" x 2-1/2"
106-472	1/4" x 4-1/2"	106-848	1/2" x 3"

BRASS PIPE FITTINGS - CONT'D

*ALSO AVAILABLE IN LEAD FREE

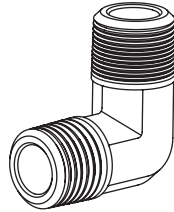
BRASS STREET ELBOW • 310

No.	MIP x FIP
310-2	1/8" x 1/8"
310-4	1/4" x 1/4"
310-6	3/8" x 3/8"
310-8	1/2" x 1/2"
310-12	3/4" x 3/4"



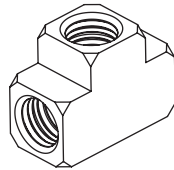
BRASS DOUBLE MALE ELBOW • 310-M

No.	MIP
310-M-2	1/8"
310-M-4	1/4"
310-M-6	3/8"
310-M-8	1/2"
310-M-42	1/4" x 1/8"
310-M-64	3/8" x 1/4"
310-M-86	1/2" x 3/8"



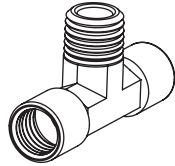
BRASS TEE • 311

No.	FIP
311-2	1/8"
311-4	1/4"
311-6	3/8"
311-8	1/2"
311-12	3/4"



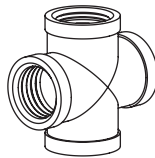
BRASS MALE BRANCH TEE • 312

No.	MIP x FIP
311-2	1/8" x 1/8"
311-4	1/4" x 1/4"
311-6	3/8" x 3/8"
311-8	1/2" x 1/2"



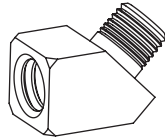
BRASS CROSS • 314

No.	FIP
314-2	1/8"
314-4	1/4"
314-6	3/8"
314-8	1/2"



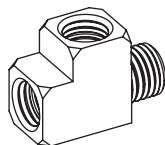
BRASS 45° STREET ELBOW • 315

No.	FIP
315-2	1/8"
315-4	1/4"
315-6	3/8"
315-8	1/2"



BRASS STREET TEE • 316

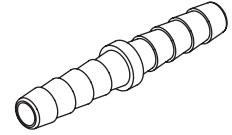
No.	MIP x FIP
316-2	1/8" x 1/8"
316-4	1/4" x 1/4"
316-6	3/8" x 3/8"



BRASS HOSE BARB FITTINGS

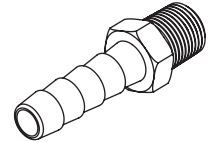
BRASS SPLICER • 201

No.	Hose I.D.
201-4	1/4"
201-5	5/16"
201-6	3/8"
201-8	1/2"
201-12	3/4" x 3/4"



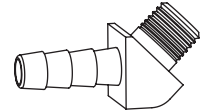
BRASS MALE BARB • 202

No.	Hose I.D. x MIP	No.	Hose I.D. x MIP
202-22	1/8" x 1/8"	202-812	1/2" x 3/4"
202-32	3/16" x 1/8"	202-106	5/8" x 3/8"
202-34	3/16" x 1/4"	202-108	5/8" x 1/2"
202-42	1/4" x 1/8"	202-1012	5/8" x 3/4"
202-44	1/4" x 1/4"	202-126	3/4" x 3/8"
202-46	1/4" x 3/8"	202-128	3/4" x 1/2"
202-48	1/4" x 1/2"	202-1212	3/4" x 3/4"
202-52	5/16" x 1/8"	202-1612	1" x 3/4"
202-54	5/16" x 1/4"	202-1616	1" x 1"
202-56	5/16" x 3/8"		
202-62	3/8" x 1/8"		
202-64	3/8" x 1/4"		
202-66	3/8" x 3/8"		
202-612	3/8" x 3/4"		
202-68	3/8" x 1/2"		
202-84	1/2" x 1/4"		
202-86	1/2" x 3/8"		
202-88	1/2" x 1/2"		



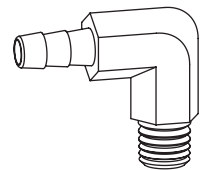
BRASS 45° ELBOW BARB • 202-45

No.	Hose I.D. x MIP
202-45-42	1/4" x 1/8"
202-45-62	3/8" x 1/8"
202-45-64	3/8" x 1/4"
202-45-66	3/8" x 3/8"
202-45-84	1/2" x 1/4"
202-45-106	5/8" x 3/8"



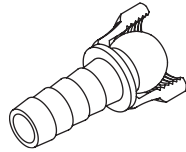
BRASS 90° ELBOW BARB • 202-90

No.	Hose I.D. x MIP
202-90-42	1/4" x 1/8"
202-90-44	1/4" x 1/4"
202-90-46*	1/4" x 3/8"
202-90-52	5/16" x 1/8"
202-90-54	5/16" x 1/4"
202-90-56	5/16" x 3/8"
202-90-62	3/8" x 1/8"
202-90-64	3/8" x 1/4"
202-90-66	3/8" x 3/8"
202-90-68	3/8" x 1/2"
202-90-86	1/2" x 3/8"
202-90-84	1/2" x 1/4"
202-90-106	5/8" x 3/8"
202-90-108	5/8" x 1/2"



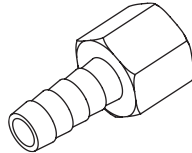
BRASS FEMALE BARB SWIVEL BALL SEAT • 203

No.	Hose I.D. x FIP
203-44	1/4" x 1/4"
203-54	5/16" x 1/4"
203-64	3/8 x 1/4"
203-66	3/8 x 3/8"
203-88	1/2" x 1/2"



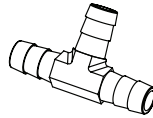
BRASS FEMALE BARB SOLID • 204

No.	Hose I.D. x FIP
204-42	1/4" x 1/8"
204-44	1/4" x 1/4"
204-46	1/4" x 3/8"
204-52	5/16" x 1/8"
204-54	5/16" x 1/4"
204-62	3/8" x 1/8"
204-64	3/8 x 1/4"
204-66	3/8 x 3/8"
204-68	3/8" x 1/2"
204-84	1/2" x 1/4"
204-86	1/2" x 3/8"
204-88	1/2" x 1/2"



BRASS FEMALE BARB SOLID • 204

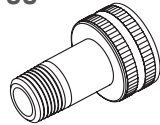
No.	Hose I.D.
205-444-LF	1/4"
205-555-LF	5/16"
205-666-LF	3/8"



BRASS GARDEN HOSE FITTINGS

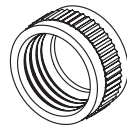
GARDEN HOSE • GH-88

No.	FHT x MIP
GH-88-124	3/4" x 1/4"
GH-88-126	3/4" x 3/8"



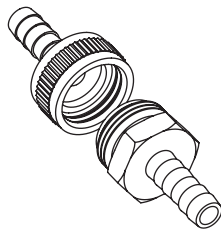
NUT FOR MENDER • GH-94

No.	O.D.
GH-94	3/4"



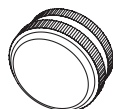
HOSE MENDER

Complete Hose Mender	
MFGH-91	1/2" Barbs
MFHG-92	5/8" Barbs
MFGH-93	3/4" Barbs
Male Hose Barb	
MGH-91	1/2" Barbs x 3/4" MHT
MHG-92	5/8" Barbs x 3/4" MHT
MGH-93	3/4" Barbs x 3/4" MHT
Female Swivel Hose Barb	
FGH-91	1/2" Barbs x 3/4" FHT
FHG-92	5/8" Barbs x 3/4" FHT
FGH-93	3/4" Barbs x 3/4" FHT



HOSE CAP • H-1-C-W

No.	F.H.T.
H-1-C-W	3/4"




BRASS GARDEN HOSE FITTINGS - CONT'D

No.	MHT x MIP	
H-1	3/4" x 3/8"	

No.	FHT x FIP	
H-1-D	3/4" x 1/8"	

No.	MHT x FIP	
H-2	3/4" x 3/8"	


No.	MHT x FIP	
H-3	3/4" x 1/2"	

No.	MHT x MIP x FIP	
H-4	3/4" x 3/4" x 1/2"	

No.	MHT x MIP	
H-5	3/4" x 1/2"	

No.	MHT x MIP	
H-5-M	3/4" x 3/4"	

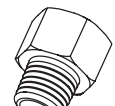
No.	MHT x FIP	
H-6	3/4" x 3/4"	

No.	FHT x MIP x FIP	
H-7	3/4" x 3/4" x 1/2"	

No.	MHT x MHT	
H-8	3/4" x 3/4"	

No.	FHT x MIP	
H-10	3/4" x 1/2"	


No.	FHT x MIP	
H-10-A	3/4" x 3/4"	

No.	FHT x MIP x SWT (nominal)	
H-11	3/4" x 1/2" x 1/2"	


No.	FHT x FHT	
H-14	3/4" x 3/4"	

No.	FHT x FIP	
H-15	3/4" x 1/2"	

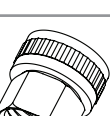
No.	FHT x FIP	
H-15-A	3/4" x 3/4"	

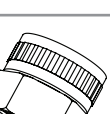
No.	MHT x MIP x SWT (nominal)	
H-16	3/4" x 1/2" x 1/2"	

No.	FHT x FIP (Swivel)	
S-1-W	3/4" x 1/2"	

No.	FHT x FIP (Swivel)	
S-2-W	3/4" x 3/4"	

No.	FHT x FHT (Swivel)	
S-3-W	3/4" x 3/4"	

No.	FHT x FIP (Swivel) hex	
S-1-HEX	3/4" x 1/2"	

No.	FHT x FIP (Swivel) hex	
S-2-HEX	3/4" x 3/4"	

BRASS HOSE • HOSE-Y

No.	MXF	
HOSE-Y		


RED RUBBER WASHER • RRW

No.		
RRW		

STANDARD POL NUT • 1600

No.	HEX	THREAD	
1600	7/8"	.880-14LH	

LARGE HEX POL NUT • 1600-LH

No.	HEX	THREAD	
1600-LH	1-1/8"	.880-14LH	


STANDARD POL TAILPIECE • 1601

No.	MIP	
1601	1/4"	

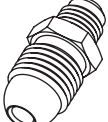
POL CAP • 1602

No.	HEX	THREAD	
1602	1-1/8"	.880-14LH	

POL PLUG • 1602

No.	HEX	EXT. THREAD	
1603	7/8"	.880-14LH	

POL X FLARE ADAPTER • 1604

No.	O.D.	THREAD	
1604-6	3/8"	.880-14LH	
1604-8	1/2"	.880-14LH	
1604-10	5/8"	.880-14LH	


POL X PIPE ADAPTER • 1605-F4

No.	FPT	THREAD	
1605-F4	1/4"	.880-14LH	

CAP ORIFICE • 1606

No.	DRILL	THREAD	
1606-72	.72	3/8-27	
1606-80	.80	3/8-27	

MANIFOLD TEE BLOCK • 1607

No.	INT./EXT. THREAD	
1607	.880-14LH	
1607-WC	.880-14LH (with check)	

with check

BRASS NEEDLE VALVES

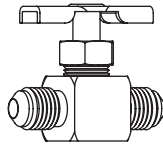
*ALSO AVAILABLE IN LEAD FREE

BRASS X FLARE MALE • 85

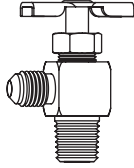
No.	O.D. x MIP	
85-42	1/4" x 1/8"	
85-44	1/4" x 1/4"	
85-52	5/16" x 1/8"	
85-54	5/16" x 1/4"	
85-64	3/8" x 1/4"	

BRASS FLARE X FLARE • 86

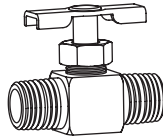
No.	O.D.
86-4	1/4"
86-6	3/8"

**BRASS FLARE X MALE ELBOW • 87**

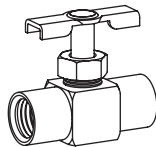
No.	O.D. x MIP
87-42	1/4" x 1/8"
87-44	1/4" x 1/4"
87-52	5/16" x 1/8"
87-54	5/16" x 1/4"
87-64	3/8" x 1/4"

**BRASS MALE X MALE • 270**

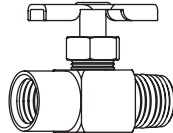
No.	MIP
270-2	1/8"
270-4	1/4"

**BRASS FEMALE X FEMALE • 271**

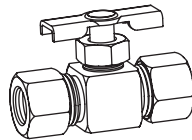
No.	FIP
271-2	1/8"
271-4	1/4"

**BRASS FEMALE X MALE • 272**

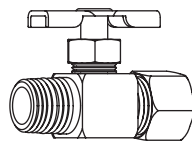
No.	FIP x MIP
272-2	1/8" x 1/8"
272-4	1/4" x 1/4"

**BRASS COMP X COMP • 273**

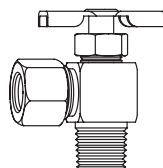
No.	O.D.
273-3	3/16"
273-4	1/4"
273-5	5/16"
273-6	3/8"

**BRASS COMP X MALE • 274**

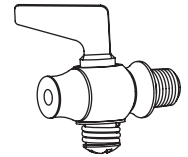
No.	O.D. x MIP
274-32	3/16" x 1/8"
274-42	1/4" x 1/8"
274-44	1/4" x 1/4"
274-52	5/16" x 1/8"
274-54	5/16" x 1/4"
274-64	3/8" x 1/4"

**BRASS COMP X MALE ELBOW • 275**

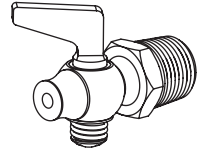
No.	O.D. x MIP
275-32	3/16" x 1/8"
275-42	1/4" x 1/8"
275-44	1/4" x 1/4"
275-52	5/16" x 1/8"
275-54	5/16" x 1/4"
275-64	3/8" x 1/4"

**BRASS LEVER HANDLE/ROUND SHOULDER
STRAIGHT NOSE**

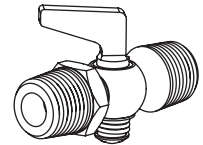
No.	MIP
LAC-12	1/8"
LAC-13	1/4"

**BRASS LEVER HANDLE/HEX SHOULDER
STRAIGHT NOSE**

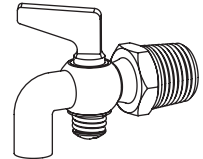
No.	MIP
LAC-14	3/8"
LAC-15	1/2"

**BRASS LEVER HANDLE/HEX SHOULDER
MALE X MALE**

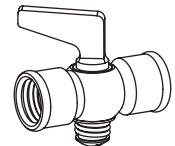
No.	MIP x MIP
LAC-22	3/8" x 1/8"
LAC-23	1/4" x 1/4"
LAC-24	3/8" x 3/8"

**BRASS LEVER HANDLE/HEX SHOULDER
BIBB NOSE**

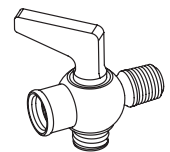
No.	MIP
LAC-29	1/8"
LAC-30	1/4"
LAC-31	3/8"
LAC-32	1/2"

**BRASS LEVER HANDLE/ROUND SHOULDER
FEMALE X FEMALE**

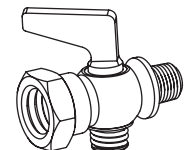
No.	FIP x FIP
LAC-43	1/8" x 1/8"
LAC-44	1/4" x 1/4"
LAC-45	3/8" x 3/8"
LAC-45-B	1/2" x 1/2"

**BRASS LEVER HANDLE/ROUND SHOULDER
FEMALE X MALE**

No.	FIP x MIP
LAC-46	1/8" x 1/8"
LAC-47	1/4" x 1/4"
LAC-48	3/8" x 3/8"
LAC-48-B	1/2" x 1/2"

**BRASS LEVER HANDLE/ROUND SHOULDER
FEMALE X MALE**

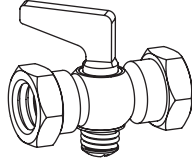
No.	FIP x MIP
LAC-52	1/8" x 1/8"
LAC-53	1/4" x 1/4"
LAC-54	3/8" x 3/8"
LAC-54-B	1/2" x 1/2"



BRASS AIR COCKS

BRASS LEVER HANDLE/HEX SHOULDER FEMALE X FEMALE

No.	FIP x FIP
LAC-58	1/8" x 1/8"
LAC-59	1/4" x 1/4"
LAC-60	3/8" x 3/8"
LAC-60-B	1/2" x 1/2"



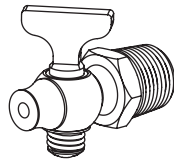
BRASS TEE HANDLE/ROUND SHOULDER STRAIGHT NOSE

No.	MIP
TAC-6	1/8"
TAC-7	1/4"



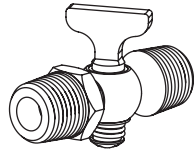
BRASS TEE HANDLE/HEX SHOULDER STRAIGHT NOSE

No.	MIP
TAC-8	3/8"
TAC-9	1/4"



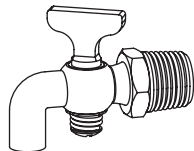
BRASS TEE HANDLE/HEX SHOULDER MALE X MALE

No.	MIP x MIP
TAC-18	1/8" x 1/8"
TAC-19	1/4" x 1/4"
TAC-20	3/8" x 3/8"
TAC-21	1/2" x 1/2"



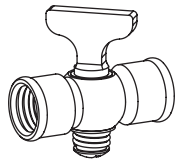
BRASS TEE HANDLE/HEX SHOULDER BIBB NOSE

No.	MIP
TAC-26	1/8"
TAC-27	1/4"
TAC-28	3/8"
TAC-33	1/2"



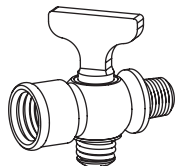
BRASS TEE HANDLE/ROUND SHOULDER FEMALE X FEMALE

No.	FIP x FIP
TAC-37	1/8" x 1/8"
TAC-38	1/4" x 1/4"
TAC-39	3/8" x 3/8"
TAC-39-B	1/2" x 1/2"



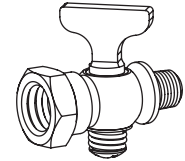
BRASS TEE HANDLE/ROUND SHOULDER FEMALE X MALE

No.	FIP x MIP
TAC-40	1/8" x 1/8"
TAC-41	1/4" x 1/4"
TAC-42	3/8" x 3/8"
TAC-42-B	1/2" x 1/2"



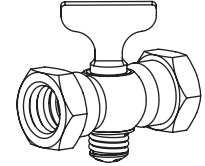
BRASS TEE HANDLE/HEX SHOULDER FEMALE X MALE

No.	FIP x MIP
TAC-49	1/8" x 1/8"
TAC-50	1/4" x 1/4"
TAC-51	3/8" x 3/8"
TAC-51-B	1/2" x 1/2"



BRASS TEE HANDLE/HEX SHOULDER FEMALE X FEMALE

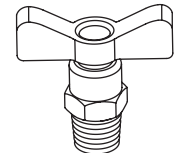
No.	FIP x FIP
TAC-55	1/8" x 1/8"
TAC-56	1/4" x 1/4"
TAC-57	3/8" x 3/8"
TAC-57-B	1/2" x 1/2"



BRASS DRAIN COCKS

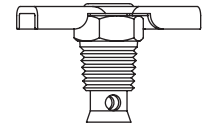
BRASS HEAVY DUTY • 290

No.	MIP
290-2	1/8"
290-4	1/4"
290-6	3/8"



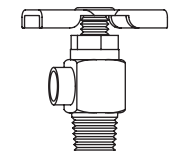
BRASS EXTERNAL SEAT • 295

No.	MIP
295-2	1/8"
295-4	1/4"
295-6	3/8"




BRASS ANGLE W/ HOSE EXTENSION • 296

No.	MIP
296-2	1/8"
296-4	1/4"



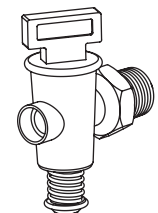
BRASS LEVER HANDLE • 297

No.	MIP
297-2	1/8"
297-4	1/4"
297-6	3/8"
297-8	1/2"



BRASS TEE HANDLE • 297-T

No.	MIP
297-T-2	1/8"
297-T-4	1/4"




BRASS 3 & 4 WAY VALVES

BRASS 4-WAY FUEL VALVE SHORT HANDLE • 6747

No.	FIP
6747	1/4"
6747-WC	1/4" (with click)

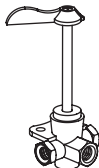
(3 inlets & 1 outlet)



BRASS 4-WAY FUEL VALVE LONG HANDLE • 6748

No.	FIP
6748	1/4"
6748-WC	1/4" (with click)


(3 inlets & 1 outlet)



BRASS 3-WAY FUEL VALVE • 6749

No.	FIP
6749	1/4"
6749-WC	1/4" (with click)

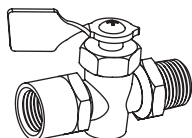
(2 inlets & 1 outlet)



BRASS MARINE FUEL VALVES

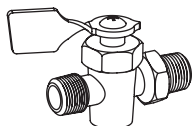
FEMALE X MALE • M-670

No.	FIP x MIP
M-670-22	1/8" x 1/8"
M-670-44	1/4" x 1/4"



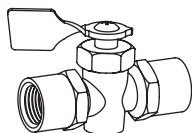
MALE X MALE • M-671

No.	MIP x MIP
M-671-44	1/4" x 1/4"



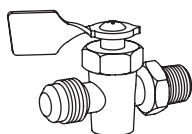
FEMALE X FEMALE • M-672

No.	FIP x FIP
M-672-22	1/8" x 1/8"
M-672-44	1/4" x 1/4"



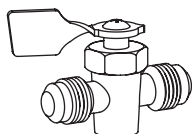
FLARE X MALE • M-675

No.	O.D. x MIP
M-675-64	3/8" x 1/4"



FLARE X FLARE • M-676

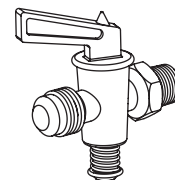
No.	O.D. x O.D.
M-676-66	3/8" x 3/8"



BRASS SHUTOFF COCKS

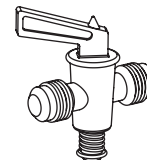
BRASS FLARE X MALE • 185

No.	O.D. x MIP
185-42	1/4" x 1/8"
185-44	1/4" x 1/4"
185-52	5/16" x 1/8"
185-54	5/16" x 1/4"
185-64	3/8" x 1/4"
185-66	3/8" x 3/8"
185-86	1/2" x 3/8"



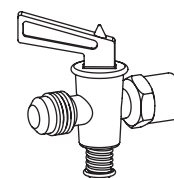
BRASS FLARE X FLARE • 186

No.	O.D.
186-4	1/4"
186-5	5/16"
186-6	3/8"
186-8	1/2"



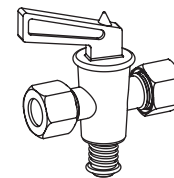
BRASS FLARE X FEMALE • 187

No.	O.D.
187-66	3/8" x 3/8"
187-68	3/8" x 1/2"
187-88	1/2" x 1/2"



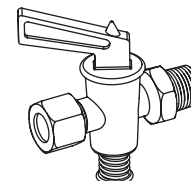
BRASS COMP X COMP • 285

No.	O.D.
285-4	1/4"
285-5	5/16"
285-6	3/8"
285-8	1/2"



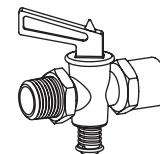
BRASS COMP X MALE • 286

No.	O.D. x MIP
286-42	1/4" x 1/8"
286-44	1/4" x 1/4"
286-52	5/16" x 1/8"
286-54	5/16" x 1/4"
286-64	3/8" x 1/4"
286-66	3/8" x 3/8"



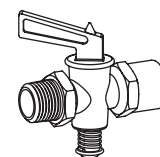
BRASS MALE X FEMALE • 287

No.	MIP x FIP
287-2	1/8" x 1/8"
287-4	1/4" x 1/4"
287-6	3/8" x 3/8"



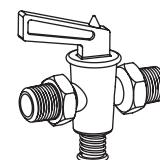
BRASS FEMALE X FEMALE • 288

No.	FIP
288-2	1/8"
288-4	1/4"
288-6	3/8"



BRASS MALE X MALE • 289

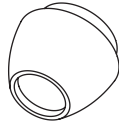
No.	MIP
289-2	1/8"
289-4	1/4"
289-6	3/8"



BRASS LAVATORY SUPPLIES


BRASS LAVATORY NOSEPIECE • 121

No.	O.D.
121-6	3/8"



BASINCOCK TAILPIECE • 126

No.	MIP x Length
126-424	3/8" x 1-1/2"
126-432	1/4" x 2"
126-448	1/4" x 3"



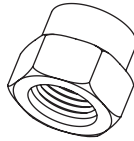
BRASS BALLCOCK TAILPIECE • 127

No.	MIP x Length
127-624	3/8" x 1-1/2"



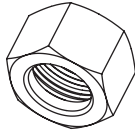
BRASS BALLCOCK COUPLING NUT • 128

No.	Description
128-1211	Standard for tailpiece
128-128*	Slips 1/2" O.D. tubing



BRASS BASINCOCK COUPLING NUT • 129

No.	Description
129-4	Standard for tailpiece
129-6	Slips 3/8" O.D. tubing
169-7	Slips 7/16 O.D. tubing
129-9	Slips 9/16" O.D. tubing



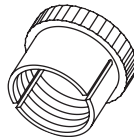
BRASS OVERFLOW TUBE CONVERTER • 130

No.	Description
130-161820	Small 1-1/8-27
	Large 1-1/4-27
	Inside 1-27



BRASS ESCUTCHEON NIPPLE HOLDER • 131

No.	Description
131-SOL	Solid
131-SPL	Split



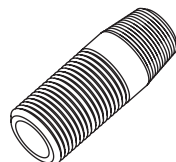
BRASS TRAP CLEANOUT PLUG • 190

No.	male thread	finish
190-16-RB	1"	rough brass
190-16-NI	1"	nickel plated
190-16-CHR	1"	chrome plated



BRASS SPECIAL ESCUTCHEON NIPPLE • 231

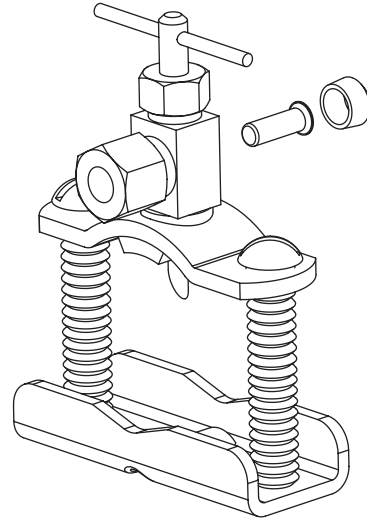
No.	finish
231	Straight 3/8" IPS thread one end. sharp tapered thread other end



ADDITIONAL BRASS PRODUCTS

*ALSO AVAILABLE IN LEAD FREE

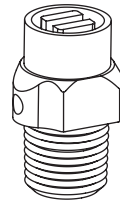
SELF-PIERCING VALVE CLAMP KIT • 12-CV



No.	O.D. x MIP
12-CV-4	1/4" x 1/8"
12-CV-4-B1	

Clamp fits from 3/8" O.D. tubing through 1.315" O.D. tube or pipe. Outlet is for 1/4" O.D. tubing. Kit contains plastic sleeve and brass insert for .040 wall plastic tube installation.

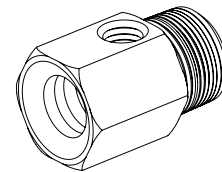
AIR VALVE COMBINATION COIN/KEY • 136



No.	MIP
136-2	1/8" (nickel plated)

No.	MIP
136-KEY	1/8" (nickel plated)

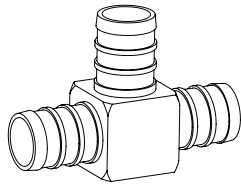
EVAPORATIVE COOLER FITTING • 309-8-R



No.	Description
309-8-R	1/2" MIP x 1/2" FIP x 1/8" FIP 1/2" male pipe x 1/2" female pipe with 1/8 FE tap
309-12-R	3/4" MIP x 3/4" FIP x 1/8" FIP 3/4" male pipe x 3/4" female pipe with 1/8 FE tap
309-12-H	3/4" MHT x 3/4" FHT x 1/8" FIP 3/4" male pipe x 3/4" female pipe with 1/8 FE tap

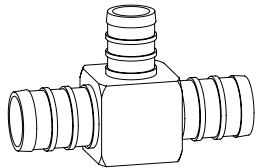
*ALSO AVAILABLE IN LEAD FREE

TEE PEX x PEX x PEX



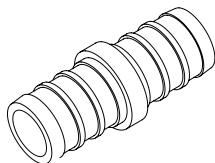
No.	SIZE	WEIGHT	QUALITY	
			INNER	MASTER
PX-T-8	1/2"	0.058	50	500
PX-T-12	3/4"	0.107	25	250
PX-T-16	1"	0.291	15	120

TEE PEX (REDUCING)



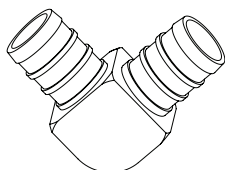
No.	SIZE	WEIGHT	QUALITY	
			INNER	MASTER
PX-T-R-8-812	1/2" x 1/2" x 3/4"	0.082	25	250
PX-T-R-12-8-8	3/4" x 1/2" x 1/2"	0.088	25	250
PX-T-R-12-8-12	3/4" x 1/2" x 3/4"	0.111	25	250
PX-T-R-12-12-8	3/4" x 3/4" x 1/2"	0.091	25	250
PX-T-R-12-12-16	3/4" x 3/4" x 1"	0.304	15	120
PX-T-R-16-12-8	1" x 3/4" x 1/2"	0.312	15	120
PX-T-R-16-12-12	1" x 3/4" x 3/4"	0.241	15	120
PX-T-R-16-16-8	1" x 1" x 1/2"	0.264	15	120
PX-T-R-16-16-12	1" x 1" x 3/4"	0.295	15	120

COUPLING PEX x PEX



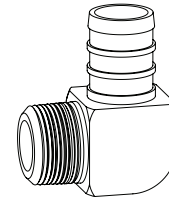
No.	SIZE	WEIGHT	QUALITY	
			INNER	MASTER
PX-C-8	1/2"	0.029	50	1000
PX-C-12-8	3/4" x 1/2"	0.044	25	500
PX-C-12	3/4"	0.044	25	500
PX-C-16-12	1" x 3/4"	0.055	15	120
PX-C-16-16	1"	0.057	15	120

ELBOW PEX x PEX



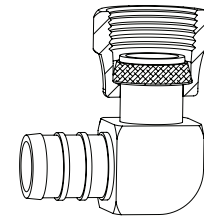
No.	SIZE	WEIGHT	QUALITY	
			INNER	MASTER
PX-EL-8	1/2"	0.044	50	750
PX-EL-12	3/4"	0.079	25	300
PX-EL-16	1"	0.166	15	150

ELBOW PEX x MPT



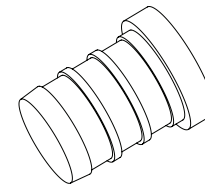
No.	SIZE	WEIGHT	QUALITY	
			INNER	MASTER
PX-EL-MA-88	1/2" x 1/2"	0.179	50	250

**SWIVEL ELBOW F (STRAIGHT THREAD)
PLASTIC/BRASS NUT x PEX**



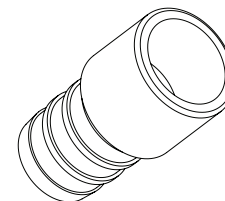
No.	SIZE	WEIGHT	QUALITY	
			INNER	MASTER
PX-SWV-EL-FIP-8	1/2" FIP plastic nut	0.097	50	200

PLUG - PEX



No.	SIZE	WEIGHT	QUALITY	
			INNER	MASTER
PX-PG-8	1/2"	0.022	25	1500
PX-PG-12	3/4"	0.04	25	1000
PX-PG-16	1"	0.091	15	120

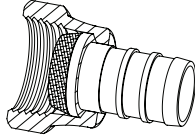
ADAPTER PEX x F SWEAT



No.	SIZE	WEIGHT	QUALITY	
			INNER	MASTER
PX-ADFESWT-8-8	1/2" x 1/2"	0.038	50	500
PX-ADFESWT-8-12	1/2" x 3/4"	1.344	50	500
PX-ADFESWT-12-12	3/4" x 3/4"	0.084	25	250
PX-ADFESWT-16-16	1" x 1"	0.163	15	120

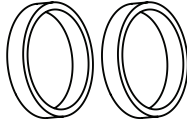
BRASS PEX FITTINGS

SWIVEL ADAPTER PEX x (STRAIGHT THREAD) PLASTIC/BRASS NUT



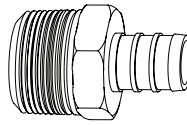
No.	SIZE	WEIGHT	QUALITY	
			INNER	MASTER
PX-SWVADT-FE-8-8	1/2" pex x SW fe adaptor	0.16	25	250

CRIMP RINGS



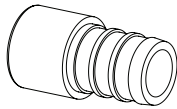
No.	SIZE	WEIGHT	QUALITY	
			INNER	MASTER
PX-CR-6	3/8"	0.011	100	3000
PX-CR-8	1/2"	0.013	100	3000
PX-CR-12	3/4"	0.018	100	3000
PX-CR-16	1"	0.025	100	2000

ADAPTER PEX x MPT



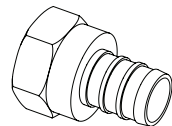
No.	SIZE	WEIGHT	QUALITY	
			INNER	MASTER
PX-ADT-MA-8-8	1/2" x 1/2"	0.084	50	500
PX-ADT-MA-8-12	1/2" x 3/4"	0.132	50	250
PX-ADT-MA-12-12	3/4" x 3/4"	0.135	25	250
PX-ADT-MA-16-16	1" x 1"	0.242	15	120
PX-ADT-MA-16-12	1" x 3/4"	0.22	15	120

ADAPTER PEX x M SWEAT



No.	SIZE	WEIGHT	QUALITY	
			INNER	MASTER
PX-ADMA-SW-8-8	1/2" x 1/2" m sweat	0.034	50	500
PX-ADMA-SW-8-12	1/2" x 3/4"	0.071	50	500
PX-ADMA-SW-12-12	3/4" x 3/4"	0.066	25	250
PX-ADMA-SW-16-16	1" x 1" m sweat	0.151	15	120

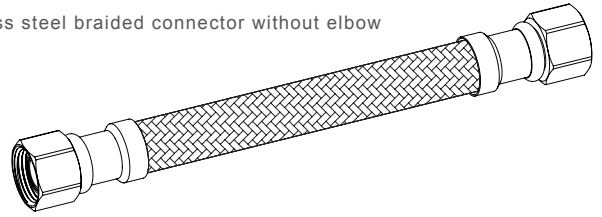
ADAPTER PEX x FPT



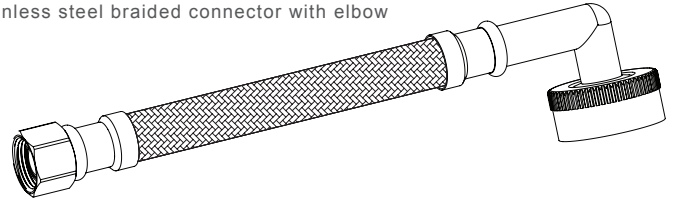
No.	SIZE	WEIGHT	QUALITY	
			INNER	MASTER
PX-ADT-FE-8-8	1/2" x 1/2"	0.1	50	500
PX-ADT-FE-8-12	1/2" x 3/4"	0.152	50	250
PX-ADT-FE-12-12	3/4" x 3/4"	0.152	25	250
PX-ADT-FE-16-16	1" x 1"	0.26	15	120

STAINLESS STEEL BRAIDED CONNECTORS

Stainless steel braided connector without elbow



Stainless steel braided connector with elbow



DISHWASHER CONNECTORS (See Above)

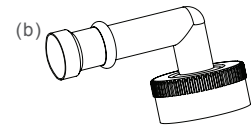
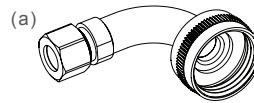
No.	Description
60DWH-6	60" Dishwasher connector 3/8" comp
72DWH-6	72" Dishwasher connector 3/8" comp
96DWH-6	96" Dishwasher connector 3/8" comp
120DWH-6	120" Dishwasher connector 3/8" comp
60DWH-6-EL	60" Dishwasher connector 3/8" comp w/ elbow
72DWH-6-EL	72" Dishwasher connector 3/8" comp w/ elbow
96DWH-6-EL	96" Dishwasher connector 3/8" comp w/ elbow
120DWH-6-EL	120" Dishwasher connector 3/8" comp w/ elbow

No.	Description
48DWH-612-EL	48" Dishwasher 3/8" comp 3/4" FHT w/ elbow
60DWH-612-EL	60" Dishwasher 3/8" comp 3/4" FHT w/ elbow
72DWH-612-EL	72" Dishwasher 3/8" comp 3/4" FHT w/ elbow
96DWH-612-EL	96" Dishwasher 3/8" comp 3/4" FHT w/ elbow

ICE MAKER CONNECTORS (See Above)

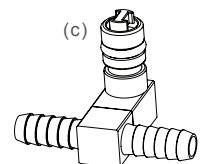
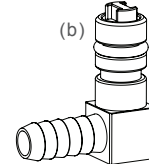
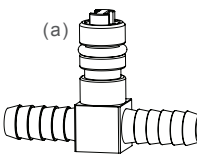
No.	Description
60IM-4-LF	60" 1/4" comp ice maker connector lead free
72IM-4-LF	72" 1/4" comp ice maker connector lead free

DISHWASHER ELBOWS



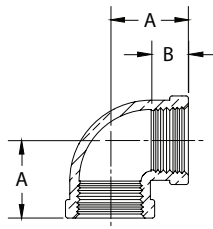
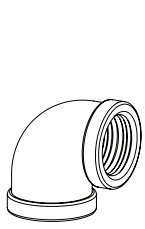
No.	Description
DW-EL-6-A	Brass dishwasher elbow (a)
DW-EL-6-B	Brass dishwasher elbow body (b)

BEVERAGE INDUSTRY PARTS



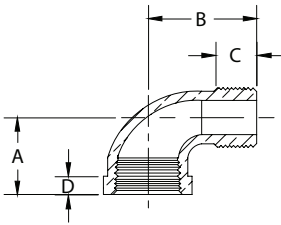
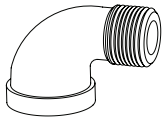
No.	Description
1520-000	Brass 1/4 tee flojet with shutoff (a)
1521-000	Brass 1/4 elbow flojet with shutoff (b)
1522-000	Brass 1/4 offset tee with shutoff pump (c)

ELBOWS • 90



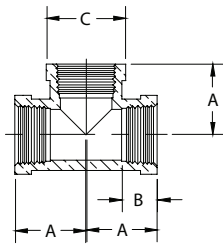
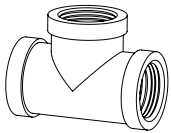
BRONZE NO.	SIZE	A	B	C	D	QUALITY	
						MASTER	INNER
BF-90EL-2	1/8"	0.54	0.26			600	24/25
BF-90EL-4	1/4"	0.71	0.35			300	12/25
BF-90EL-6	3/8"	0.82	0.37			300	12/25
BF-90EL-8	1/2"	1.01	0.45			200	8/25
BF-90EL-12	3/4"	1.18	0.52			100	4/25
BF-90EL-16	1"	1.43	0.60			75	3/25
BF-90EL-20	1-1/4"	1.69	0.67			50	5/10
BF-90EL-24	1-1/2"	1.84	0.70			35	7/5
BF-90EL-32	2"	2.12	0.76			20	10/2
BF-90EL-40	2-1/2"	2.70	0.93			10	2/5

STREET ELBOWS • 90



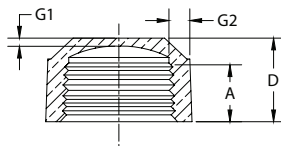
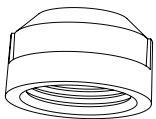
BRONZE NO.	SIZE	A	B	C	D	QUALITY	
						MASTER	INNER
BF-STEL-2	1/8"	0.55	0.92	0.28	0.26	600	24/25
BF-STEL-4	1/4"	0.72	1.11	0.41	0.35	600	24/25
BF-STEL-6	3/8"	0.83	1.24	0.41	0.37	300	12/25
BF-STEL-8	1/2"	1.03	1.51	0.54	0.45	200	8/25
BF-STEL-12	3/4"	1.19	1.66	0.55	0.52	100	4/25
BF-STEL-16	1"	1.43	1.98	0.69	0.60	75	3/25
BF-STEL-20	1-1/4"	1.71	2.26	0.71	0.67	40	4/10
BF-STEL-24	1-1/2"	1.87	2.46	0.75	0.70	35	7/5
BF-STEL-32	2"	2.14	2.88	0.78	0.76	20	10/2
BF-STEL-40	2-1/2"	2.70	3.86	1.14	0.93	10	5/2

TEES



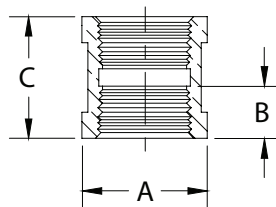
BRONZE NO.	SIZE	A	B	C	D	QUALITY	
						MASTER	INNER
BF-T-2	1/8"	0.55	0.26	0.67		600	24/25
BF-T-4	1/4"	0.72	0.35	0.81		300	12/25
BF-T-6	3/8"	0.83	0.37	1.00		200	8/25
BF-T-8	1/2"	1.03	0.45	1.17		100	4/25
BF-T-12	3/4"	1.19	0.52	1.42		75	3/25
BF-T-16	1"	1.43	0.60	1.72		40	4/10
BF-T-20	1-1/4"	1.71	0.67	2.10		35	7/5
BF-T-24	1-1/2"	1.87	0.70	2.38		24	6/4
BF-T-32	2"	2.14	0.76	2.92		15	3/5
BF-T-40	2-1/2"	2.70	0.93	3.49		8	4/2

CAPS



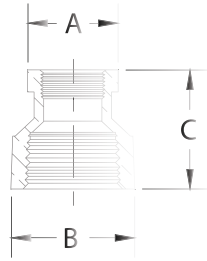
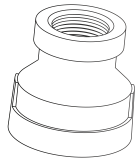
BRONZE NO.	SIZE	A	B	C	D	QUALITY	
						MASTER	INNER
BF-CAP-2	1/8"	0.08	0.09	0.25	0.48	1400	56/25
BF-CAP-4	1/4"	0.08	0.10	0.32	0.69	1400	56/25
BF-CAP-6	3/8"	0.09	0.11	0.36	0.64	600	24/25
BF-CAP-8	1/2"	0.09	0.12	0.45	0.76	300	12/25
BF-CAP-12	3/4"	0.10	0.13	0.50	0.84	200	8/25
BF-CAP-16	1"	0.11	0.15	0.58	0.99	200	8/25
BF-CAP-20	1-1/4"	0.12	0.17	0.67	1.10	100	4/25
BF-CAP-24	1-1/2"	0.13	0.19	0.70	1.15	100	4/25
BF-CAP-32	2"	0.15	0.22	0.75	1.32	70	2/35
BF-CAP-40	2-1/2"	0.17	0.25	0.92	1.70	35	7/5

COUPLINGS



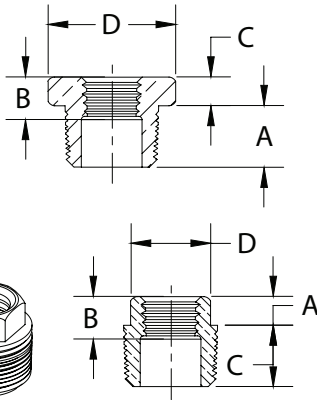
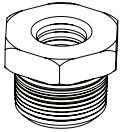
BRONZE NO.	SIZE	A	B	C	D	QUALITY	
						MASTER	INNER
BF-COUP-2	1/8"	0.67	0.26	0.80		600	24/25
BF-COUP-4	1/4"	0.81	0.32	0.97		600	24/25
BF-COUP-6	3/8"	1.00	0.36	1.05		300	12/25
BF-COUP-8	1/2"	1.17	0.43	1.29		200	8/25
BF-COUP-12	3/4"	1.42	0.50	1.43		100	4/25
BF-COUP-16	1"	1.72	0.58	1.68		100	4/25
BF-COUP-20	1-1/4"	2.10	0.67	1.86		75	3/25
BF-COUP-24	1-1/2"	2.38	0.70	1.92		50	5/10
BF-COUP-32	2"	2.92	0.75	2.20		30	15/2
BF-COUP-40	2-1/2"	3.59	0.94	2.88		18	9/2

RD. COUPLINGS



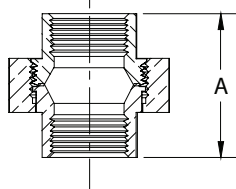
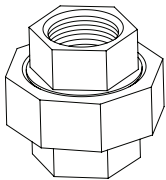
BRONZE NO.	SIZE	A	B	C	D	QUALITY	
						MASTER	INNER
BF-RCOUP-42	1/4" x 1/8"	0.67	0.81	0.88		600	24/25
BF-RCOUP-62	3/8" x 1/8"	0.67	1.00	0.92		300	12/25
BF-RCOUP-64	3/8" x 1/4"	0.81	1.00	1.01		300	12/25
BF-RCOUP-82	1/2" x 1/8"	0.67	1.17	1.13		300	12/25
BF-RCOUP-84	1/2" x 1/4"	0.81	1.17	1.13		200	8/25
BF-RCOUP-86	1/2" x 3/8"	1.00	1.17	1.17		200	8/25
BF-RCOUP-124	3/4" x 1/4"	0.81	1.42	1.24		200	8/25
BF-RCOUP-126	3/4" x 3/8"	1.00	1.42	1.24		200	8/25
BF-RCOUP-128	3/4" x 1/2"	1.17	1.42	1.36		200	8/25
BF-RCOUP-164	1" x 1/4"	0.81	1.72	1.49		125	5/25
BF-RCOUP-168	1" x 1/2"	1.17	1.72	1.49		100	4/25
BF-RCOUP-1612	1" x 3/4"	1.42	1.72	1.56		100	4/25

BUSHINGS



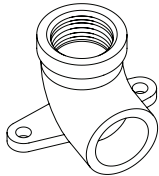
BRONZE NO.	SIZE	A	B	C	D	QUALITY	
						MASTER	INNER
BF-BUSH-42	1/4" x 1/8"	0.44	0.26	0.14	0.64	600	24/25
BF-BUSH-62	3/8" x 1/8"	0.48	0.25	0.16	0.68	600	24/25
BF-BUSH-64	3/8" x 1/4"	0.48	0.40	0.16	0.68	600	24/25
BF-BUSH-82	1/2" x 1/8"	0.56	0.25	0.19	0.87	450	18/25
BF-BUSH-84	1/2" x 1/4"	0.56	0.32	0.19	0.87	450	18/25
BF-BUSH-86	1/2" x 3/8"	0.56	0.41	0.19	0.87	450	18/25
BF-BUSH-122	3/4" x 1/8"	0.63	0.32	0.22	1.16	300	12/25
BF-BUSH-124	3/4" x 1/4"	0.63	0.32	0.22	1.16	300	12/25
BF-BUSH-126	3/4" x 3/8"	0.63	0.36	0.22	1.16	300	12/25
BF-BUSH-128	3/4" x 1/2"	0.63	0.53	0.22	1.16	300	12/25
BF-BUSH-164	1" x 1/4"	0.75	0.32	0.30	1.12	150	6/25
BF-BUSH-166	1" x 3/8"	0.75	0.36	0.30	1.12	150	6/25
BF-BUSH-168	1" x 1/2"	0.75	0.43	0.25	1.42	150	6/25
BF-BUSH-1612	1" x 3/4"	0.75	0.50	0.25	1.42	150	6/25

UNIONS



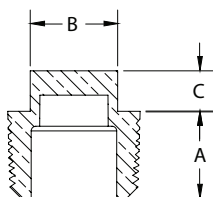
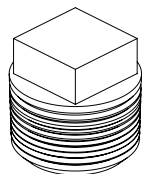
BRONZE NO.	SIZE	A	B	C	D	QUALITY	
						MASTER	INNER
BF-UN-2	1/8"	1.26				300	12/25
BF-UN-4	1/4"	1.44				150	6/25
BF-UN-6	3/8"	1.61				150	6/25
BF-UN-8	1/2"	1.72				75	3/25
BF-UN-12	3/4"	1.84				75	3/25
BF-UN-16	1"	2.06				40	4/10
BF-UN-20	1-1/4"	2.26				35	7/5
BF-UN-24	1-1/2"	2.41				25	5/5
BF-UN-32	2"	2.75				18	9/2
BF-UN-40	2-1/2"	3.22				10	5/2

DROP EAR ELBOW



BRONZE NO.	SIZE	A	B	C	D	QUALITY	
						MASTER	INNER
BF-DEL-8	1/8"					300	6/25
BF-DEL-12	3/4"					300	6/25

CORED PLUG



BRONZE NO.	SIZE	A	B	C	D	QUALITY	
						MASTER	INNER
BF-CPL-2	1/8"	0.27	0.28	0.24		1400	56/25
BF-CPL-4	1/4"	0.41	0.37	0.28		1400	56/25
BF-CPL-6	3/8"	0.41	0.43	0.31		1400	56/25
BF-CPL-8	1/2"	0.54	0.56	0.38		600	24/25
BF-CPL-12	3/4"	0.55	0.62	0.44		300	12/25
BF-CPL-16	1"	0.69	0.81	0.50		200	8/25
BF-CPL-20	1-1/4"	0.71	0.93	0.56		180	18/10
BF-CPL-24	1-1/2"	0.73	1.12	0.62		120	12/10
BF-CPL-32	2"	0.76	1.31	0.68		50	5/10
BF-CPL-40	2-1/2"	1.07	1.50	0.74		40	20/2

CENTURY BRASS PLUMBING

B R A S S F I T T I N G S

B-1.....	6	PX-ADT-MA.....	20	185.....	17	49.....	9
B-2.....	6	PX-C.....	19	186.....	17	49-45.....	9
BF-90EL.....	21	PX-CR.....	20	187.....	17	50.....	9
BF-BUSH.....	22	PX-EL.....	19	190.....	18	51.....	9
BF-CAP.....	21	PX-EL-MA.....	19	200.....	10	55.....	10
BF-COUP.....	21	PX-PG.....	19	210.....	10	55-R.....	10
BF-CPL.....	22	PX-SWVADT-FE.....	20	201.....	12	56.....	10
BF-DEL.....	22	PX-SWV-EL-FIP.....	19	202.....	12	57.....	10
BF-RCOUP.....	22	PX-T.....	19	202-45.....	12	60.....	4
BF-STEL.....	21	PX-T-R.....	19	202-90.....	12	60DWH.....	20
BF-T.....	21	RSNU-4.....	7	203.....	13	60-INS.....	4
BF-UN.....	22	S-1.....	15	204.....	13	60IM.....	20
C-1.....	7	S-2.....	15	231.....	18	60-P.....	4
FGH.....	13	S-3.....	15	270.....	15	61.....	4
FMRA.....	7	SA-60.....	4	271.....	15	61-C.....	4
GH-88.....	13	SFRN.....	7	272.....	15	61-CAP.....	4
GH-94.....	13	SNU-4.....	5	273.....	15	61-L.....	4
H-10.....	13	TAC.....	16	274.....	15	61-L.....	4
H-10-A.....	13	100.....	10	275.....	15	62.....	4
H-11.....	13	100-F.....	10	285.....	17	62-C.....	6
H-14.....	14	101.....	10	286.....	17	62-R.....	4
H-15.....	14	101-CS.....	10	287.....	17	62-R-C.....	6
H-15-A.....	14	101-SL.....	10	288.....	17	64.....	4
H-16.....	14	102.....	11	289.....	17	64-R.....	4
H-1-C.....	14	103.....	11	290.....	16	65.....	5
H-1.....	13	104.....	11	295.....	16	65-R.....	5
H-1-D.....	13	105.....	11	296.....	16	65-R-C.....	6
H-2.....	13	105-IFN.....	10	297.....	16	66.....	5
H-3.....	13	106.....	11	297-T.....	16	66-C.....	6
H-4.....	13	106-R.....	11	306.....	11	6747.....	17
H-5.....	13	120DWH.....	20	306-R.....	11	6748.....	17
H-5-M.....	13	121.....	18	309.....	11	6749.....	17
H-6.....	13	124.....	6	309-45.....	11	68.....	5
H-7.....	13	126.....	18	309-8-R.....	18	68-C.....	6
H-8.....	13	127.....	18	309-12-R.....	18	69.....	5
K-1.....	8	128.....	18	310.....	12	69-45.....	5
LAC.....	15, 16	129.....	18	310-M.....	12	69-C.....	6
LFRN.....	7	12-CV.....	18	311.....	12	70.....	5
M-670.....	17	130.....	18	312.....	12	70-C.....	6
M-671.....	17	131.....	18	314.....	12	71.....	5
M-672.....	17	136.....	18	315.....	12	72.....	6
M-675.....	17	1600.....	14	316.....	12	72DWH.....	20
M-676.....	17	1600-LH.....	14	41-L.....	7	72IM.....	20
MFGH.....	13	1601.....	14	41-S.....	7	85.....	14
MGH.....	13	1602.....	14	42.....	7	86.....	15
N-4.....	7	1603.....	14	42-R.....	7	87.....	15
NS-4.....	7	1604.....	14	44.....	8	96DWH.....	20
PX-ADFESWT.....	19	1605-F4.....	14	44-R.....	8	98-R.....	10
PX-ADMA-SW.....	20	1606.....	14	45.....	8	99.....	10
PX-ADT-FE.....	20	1607.....	14	46.....	8		
				48.....	9		



GENERAL INFORMATION AND POLICY

ORDERING: Please state the quantity, part number and description of each item, preferably in that order, to avoid any delays and help speed up the processing of your order. Whenever possible, always order by standard carton packs. This will speed up the processing of your order as well as give you the benefit of the quantity pricing and packaging.

COUNTER SERVICE: Customers are welcome to visit our California showroom where catalog items are available. Orders for will-call must be phoned in a minimum of 3 hours in advance in order to avoid a long waiting period once you arrive.

PRICES: Prices quoted are F.O.B. our warehouse and are subject to change without notice. All prices are subject to State and Federal taxes. State Sales Tax will be added to all orders unless an up-to-date resale card is on file.

STOCK ITEMS: Illustrations are for identification purposes only and do not necessarily represent the product of a specific manufacturer.

PERFORMANCE: We will endeavor to meet all shipping schedules; however, Luminance will not pay any amount, whether identified as a penalty or as liquidated damages, for failure to meet a shipping schedule.

FREIGHT ALLOWANCE: Orders of \$1,500.00, or higher, will be shipped Freight Allowed to a single destination in the Continental U.S.A. All qualifying orders will be shipped pre-paid by our selected carriers. This allowance is granted provided the invoice is paid in full within the terms indicated on the invoice. All goods, for delivery within the Continental U.S.A., are shipped from Luminance's Distribution centers. Luminance reserves the right to change the freight policy on an individual account basis if term and payment obligations are not fulfilled. We will pass on any special carrier handling charges such as inside delivery fees, re-delivery charges, residential delivery fees, lift gate services, C.O.D. Fees, Etc.

INITIAL ORDERS: Unless a credit application has been received, processed and approved, all initial orders will only be shipped when prepaid by credit card (All major credit cards) or paid in advance prior to shipment of merchandise.

PAYMENT TERMS/CREDIT: Are provided based on credit review and payment history.

CREDIT CARDS: For your convenience we now accept all major credit cards for all orders.

PAST DUE ACCOUNTS: No orders will be shipped until all overdue balances are cleared.

RETURNED CHECKS: A \$50.00 service charge will be placed on all checks returned to us by the bank for non-payment. Once a check has been returned to us for non-payment, we will no longer honor checks from that individual or firm.

RETURN POLICY AND WARRANTY/LIABILITY

REFUSED SHIPMENTS: Any Shipment that is refused in whole or in part will result in a 30% restocking charge as well as freight charges both ways. NO EXCEPTIONS

SHIPMENTS: If you receive your order damaged or with shortages proceed as follows:

- 1)Receive the shipment. Refusal of shipment may result in extra fees or freight charges, being owed by the customer.
- 2)All damage observed upon receipt of goods must be acknowledged by the driver prior to leaving.
- 3)Do not remove any damaged merchandise from the original carton until an inspection has been made by the driver.
- 4)Please have the driver initial the packaging slip before you sign the delivery receipt.
- 5)Request instruction on filing a claim with the carrier and follow their instructions.
- 6)Contact Luminance Claims Department to report the problem. Please reference your account and invoice number. Once the Claims Department has gathered the necessary information they will issue an RGA, if applicable.

RESTOCKING CHARGE: There will be a 30% restocking charge, with a \$50.00 minimum, for all merchandise returned unless the reason for the return was the fault of Luminance. Non-stock and discontinued items are not subject to return. Currently stocked items must be returned WITHIN 30 DAYS. Merchandise will not be accepted for return if it will create an overstock position.

CLAIMS: All claims for defective merchandise must be made within 30 days of receipt of the order. No returns will be accepted without verbal or written permission in which an RGA (Return Good Authorization) Number will be issued. This RGA# is valid for 30 days only and must be clearly marked on each carton to be returned. An itemized list of the merchandise and the original invoice number must accompany all returns. An RGA# must be obtained before any Counter Service return is accepted.

PACKAGING: Due to the structural sensitivity of All Glass Shades 13INCH or larger in diameter, we must ship them by ground freight only. If you request shipment by air freight, it is done so at your own risk and expense. Please note: When shipping by air freight additional packaging is required resulting in larger or oversize cartons. Transportation costs can be higher on larger or oversize cartons.

RETURN POLICY AND WARRANTY/LIABILITY

LIMITED WARRANTY/LIABILITY: The Seller warrants it has title to the products delivered hereunder ("Product") and may properly sell the same to Buyer and that such product will conform to Seller's then current specifications. Buyer assumes responsibility to analyze Product, and Seller shall have no liability if Buyer uses the Product in any way that does not conform to the aforesaid specifications. Buyer represents that it is familiar with the characteristic of Product and assumes all responsibility and liability for and will indemnify and hold Seller harmless from any and all loss or injury to persons or property arising out of handling, use or possession of Product delivered to it. IN THE EVENT THAT THIS DISCLAIMER OF LIABILITY IS HELD BY A COURT OF COMPETENT JURISDICTION NOT TO APPLY TO BUYER, SELLER'S MAXIMUM LIABILITY TO BUYER ON ANY CLAIM IN ANY WAY CONNECTED WITH THE SALE OR USE OF ANY OF THE PRODUCTS, WHETHER LIABILITY ARISES CONTRACT, FROM BREACH OF WARRANTY, IN TORT OR OTHERWISE, SHALL BE LIMITED TO THE PRODUCT'S INVOICE PRICE. The Seller does not warrant that its products will meet or comply with the requirements of any safety code or regulation of any state, municipality, or other jurisdiction. If any sample or model was shown to the Buyer, such sample or model was used merely to illustrate the general type and quality of the products and not to represent that the products would necessarily conform to the sample or model. No action, regardless of form, shall be maintained hereunder unless the facts giving rise to it are discovered within 12 months of shipment and written notice hereof given to Seller within 30 days of discovery. Products which are replaced by Seller in accordance with foregoing shall become the property of Seller and shall be returned to it by the Purchaser F.O.B. point of shipment.

JURISDICTION/VENUE: In any action between Buyer and Seller relating to the Product or these terms, Buyer consents to the exclusive jurisdiction of the federal and state courts of the State of California, U.S.A., and agrees that the action will be properly venued in any such court. If Buyer is located outside the U.S., Seller reserves the right to initiate legal action against Buyer in a court located outside of the State of California, U.S.A.



CENTURY BRASS PLUMBING
A DIVISION OF LUMINANCE

NATIONAL HEADQUARTERS

721 BROADWAY AVE. SUITE 3 HOLBROOK, NEW YORK 11741

T: 800.794.0224 x1613 OR x1611 | **F:** 800.794.0208

BRANCH LOCATIONS

LOS ANGELES, CA | DALLAS, TX

terry@centurysalesmfg.com